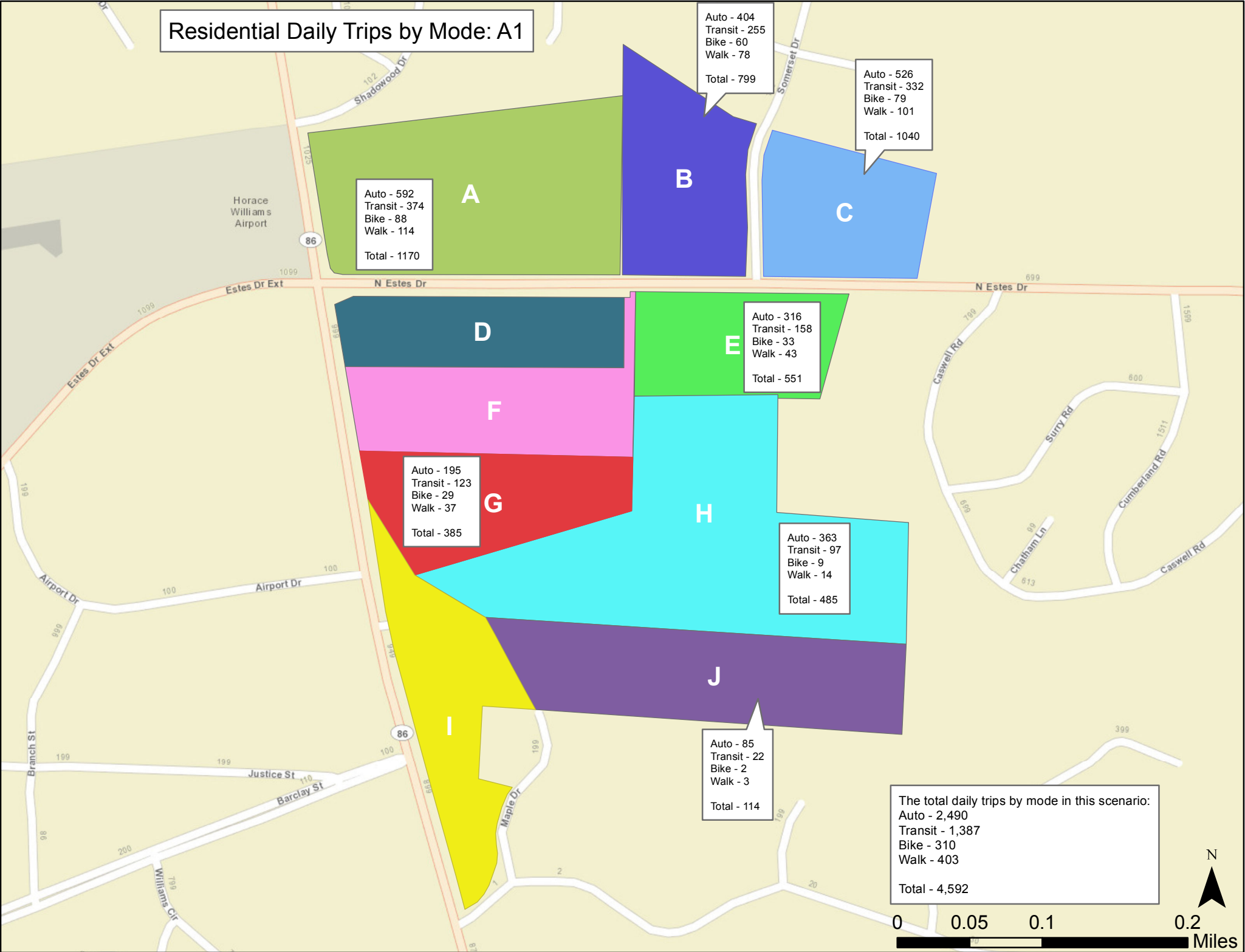


Residential Daily Trips by Mode: A1



Residential Daily Trips by Mode: A2

Auto - 1022
Transit - 646
Bike - 153
Walk - 198
Total - 2021

Auto - 438
Transit - 277
Bike - 65
Walk - 84
Total - 865

Auto - 607
Transit - 384
Bike - 91
Walk - 117
Total - 1200

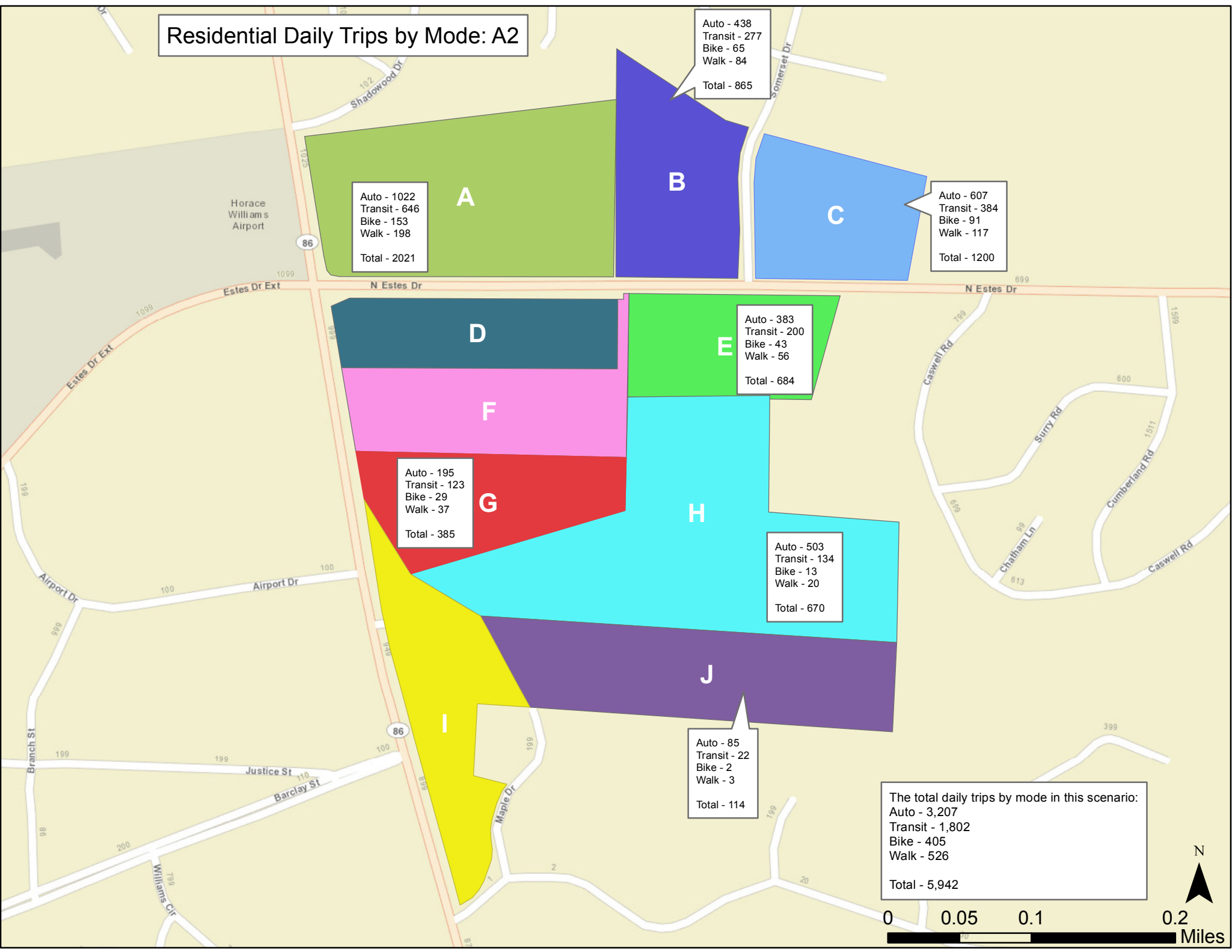

Auto - 195
Transit - 123
Bike - 29
Walk - 37
Total - 385

Auto - 383
Transit - 200
Bike - 43
Walk - 56
Total - 684

Auto - 503
Transit - 134
Bike - 13
Walk - 20
Total - 670

Auto - 85
Transit - 22
Bike - 2
Walk - 3
Total - 114

The total daily trips by mode in this scenario:
Auto - 3,207
Transit - 1,802
Bike - 405
Walk - 526
Total - 5,942



Residential Daily Trips by Mode: B1

Auto - 484
Transit - 306
Bike - 72
Walk - 93
Total - 957

Auto - 370
Transit - 234
Bike - 55
Walk - 71
Total - 732

Auto - 445
Transit - 281
Bike - 66
Walk - 86
Total - 880

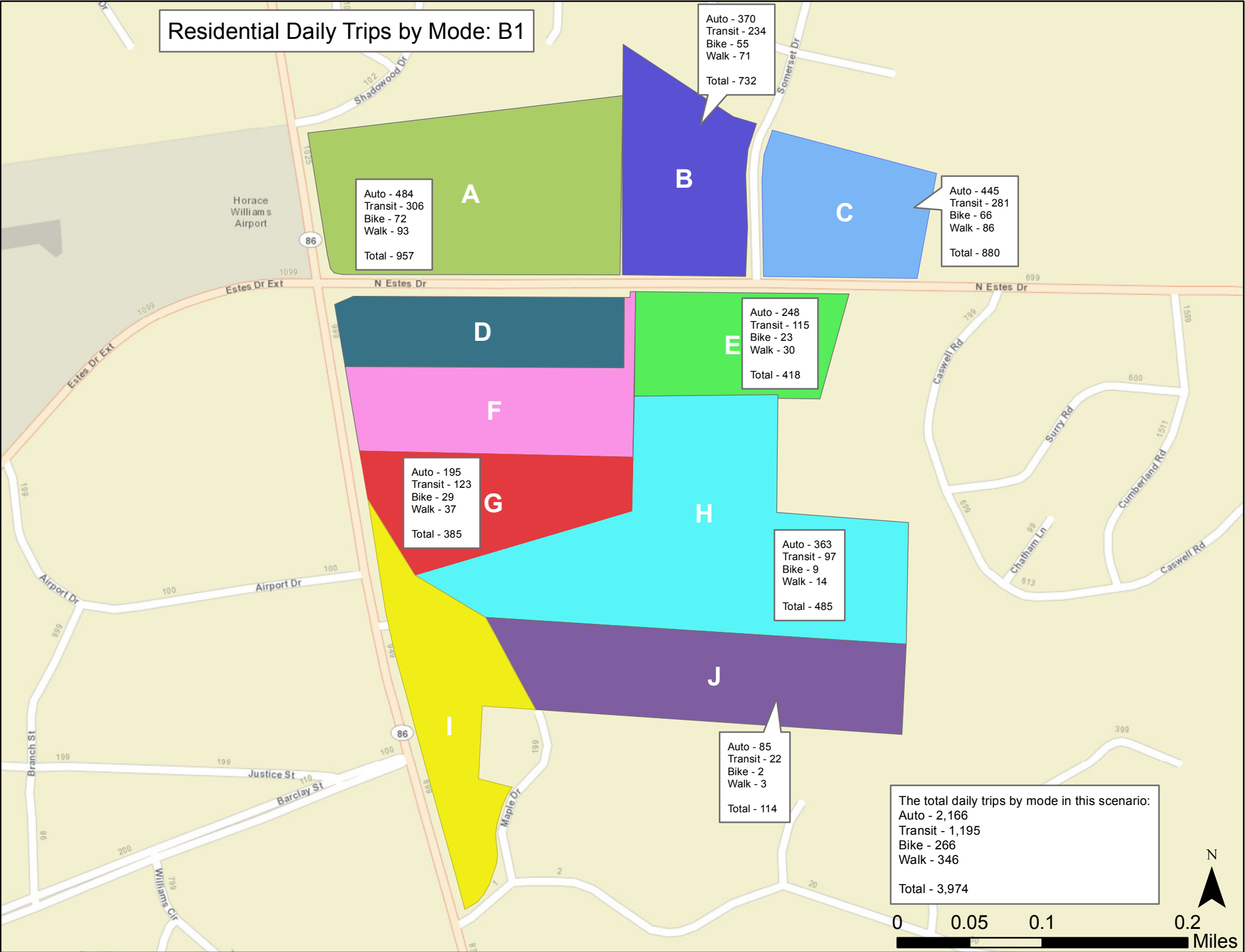

Auto - 195
Transit - 123
Bike - 29
Walk - 37
Total - 385

Auto - 248
Transit - 115
Bike - 23
Walk - 30
Total - 418

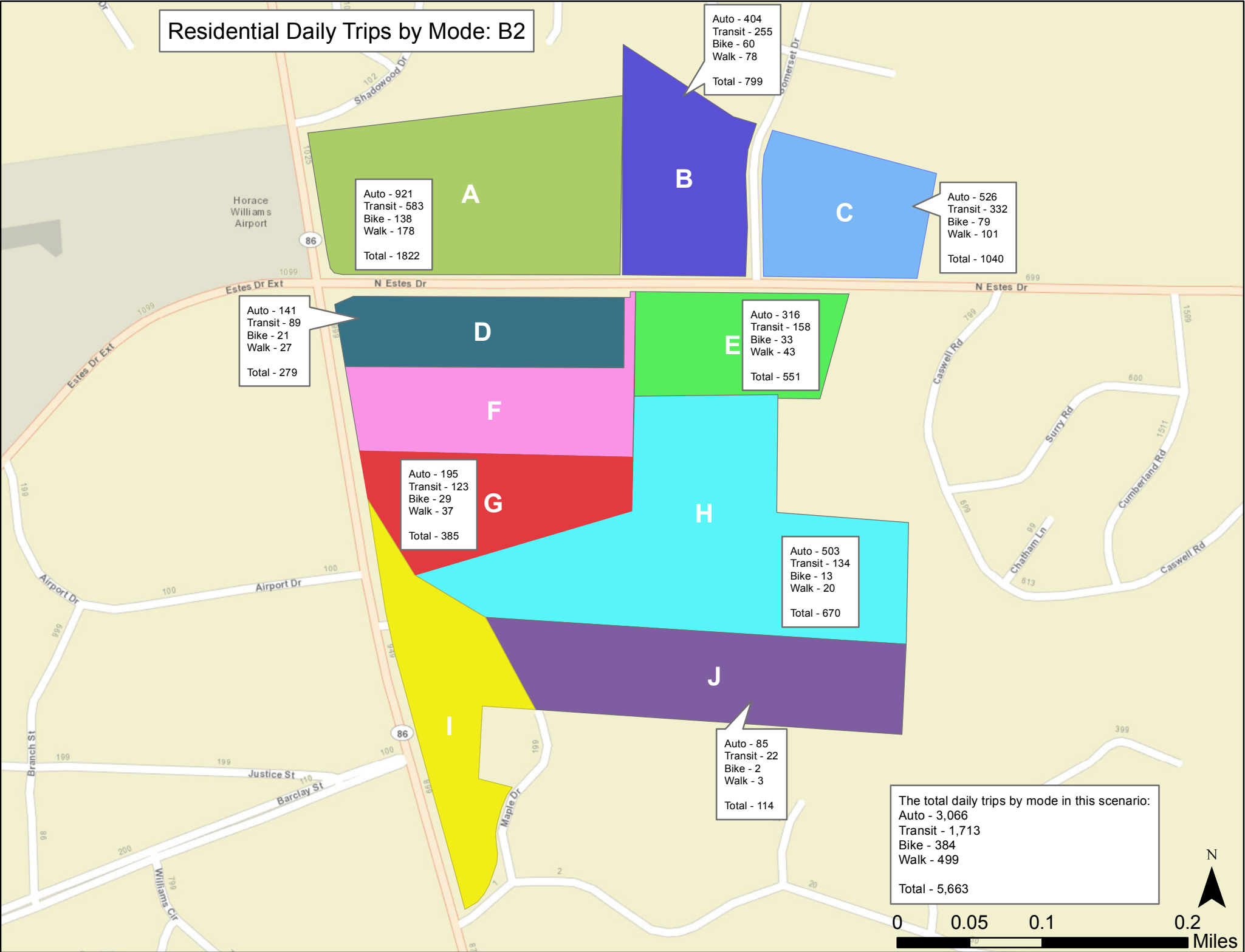
Auto - 363
Transit - 97
Bike - 9
Walk - 14
Total - 485

Auto - 85
Transit - 22
Bike - 2
Walk - 3
Total - 114

The total daily trips by mode in this scenario:
Auto - 2,166
Transit - 1,195
Bike - 266
Walk - 346
Total - 3,974



Residential Daily Trips by Mode: B2



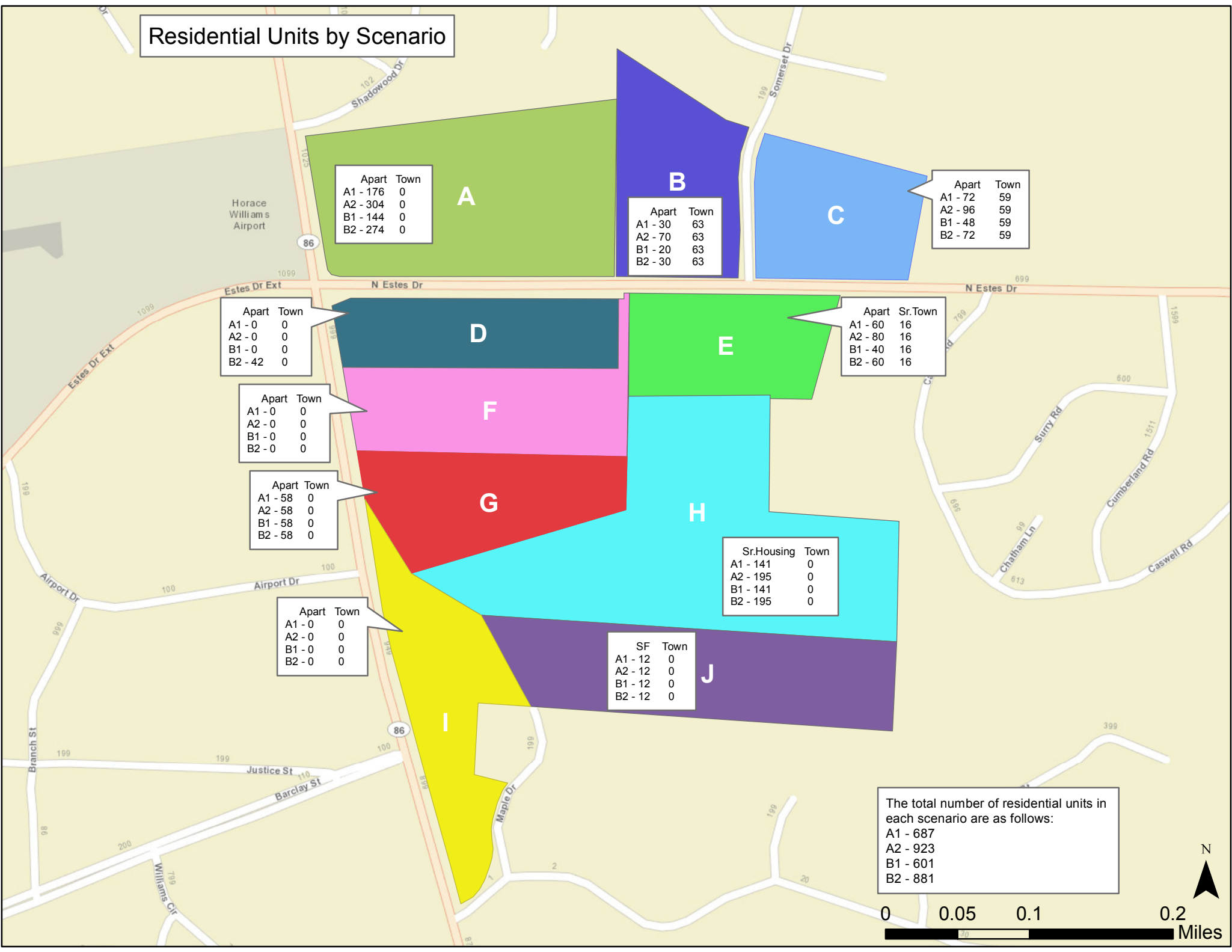
The total daily trips by mode in this scenario:
 Auto - 3,066
 Transit - 1,713
 Bike - 384
 Walk - 499

Total - 5,663

0 0.05 0.1 0.2 Miles



Residential Units by Scenario



Scenario	Count
Apart A1	176
Town A1	0
Apart A2	304
Town A2	0
Apart B1	144
Town B1	0
Apart B2	274
Town B2	0

Scenario	Count
Apart A1	30
Town A1	63
Apart A2	70
Town A2	63
Apart B1	20
Town B1	63
Apart B2	30
Town B2	63

Scenario	Count
Apart A1	72
Town A1	59
Apart A2	96
Town A2	59
Apart B1	48
Town B1	59
Apart B2	72
Town B2	59

Scenario	Count
Apart A1	0
Town A1	0
Apart A2	0
Town A2	0
Apart B1	0
Town B1	0
Apart B2	42
Town B2	0

Scenario	Count
Apart A1	60
Sr.Town A1	16
Apart A2	80
Sr.Town A2	16
Apart B1	40
Sr.Town B1	16
Apart B2	60
Sr.Town B2	16

Scenario	Count
Apart A1	0
Town A1	0
Apart A2	0
Town A2	0
Apart B1	0
Town B1	0
Apart B2	0
Town B2	0

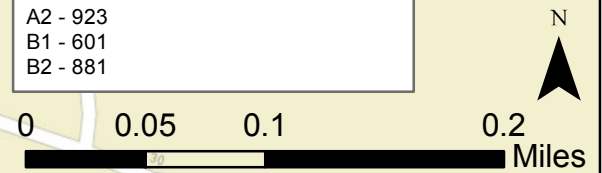
Scenario	Count
Apart A1	58
Town A1	0
Apart A2	58
Town A2	0
Apart B1	58
Town B1	0
Apart B2	58
Town B2	0

Scenario	Count
Sr.Housing A1	141
Town A1	0
Sr.Housing A2	195
Town A2	0
Sr.Housing B1	141
Town B1	0
Sr.Housing B2	195
Town B2	0

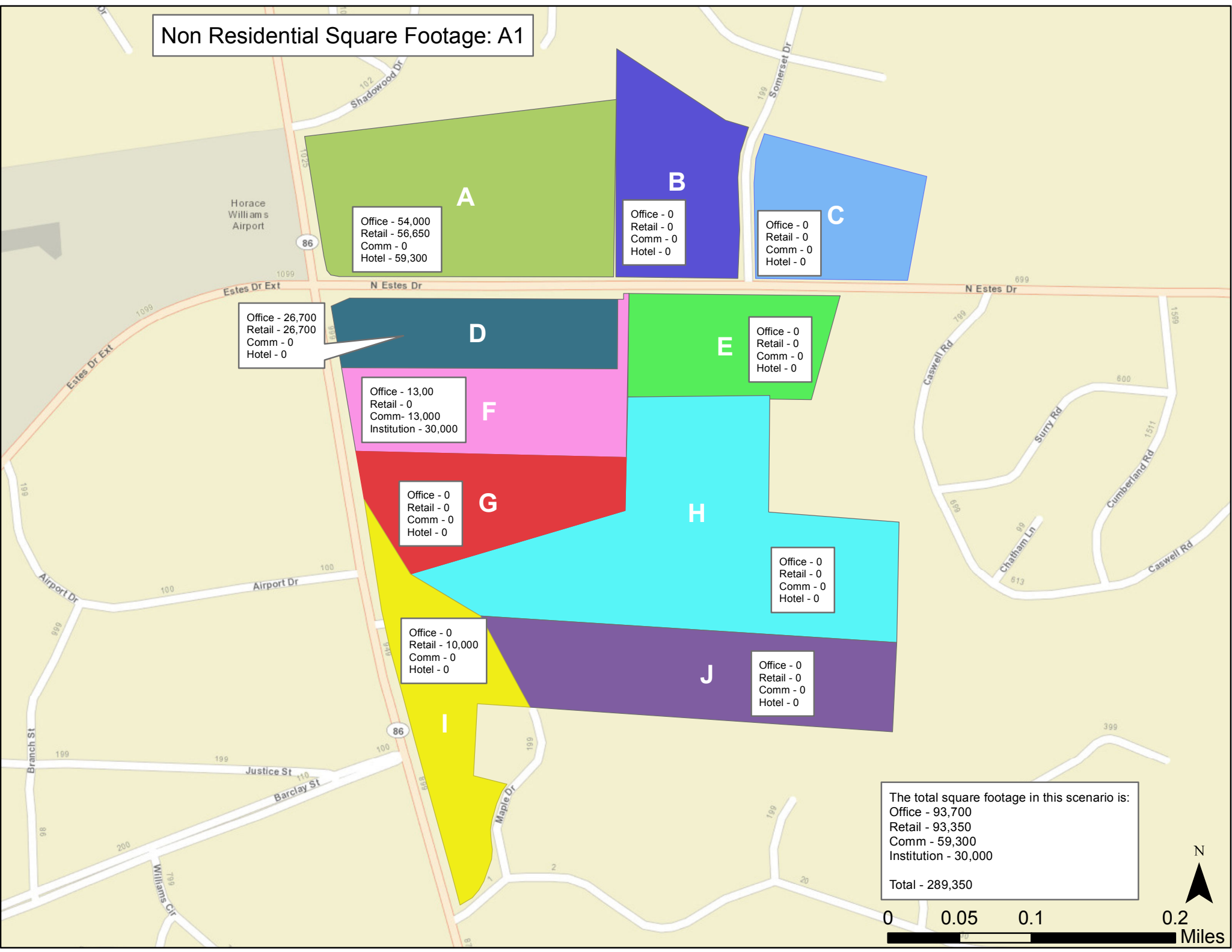
Scenario	Count
Apart A1	0
Town A1	0
Apart A2	0
Town A2	0
Apart B1	0
Town B1	0
Apart B2	0
Town B2	0

Scenario	Count
SF A1	12
Town A1	0
SF A2	12
Town A2	0
SF B1	12
Town B1	0
SF B2	12
Town B2	0

The total number of residential units in each scenario are as follows:
 A1 - 687
 A2 - 923
 B1 - 601
 B2 - 881



Non Residential Square Footage: A1

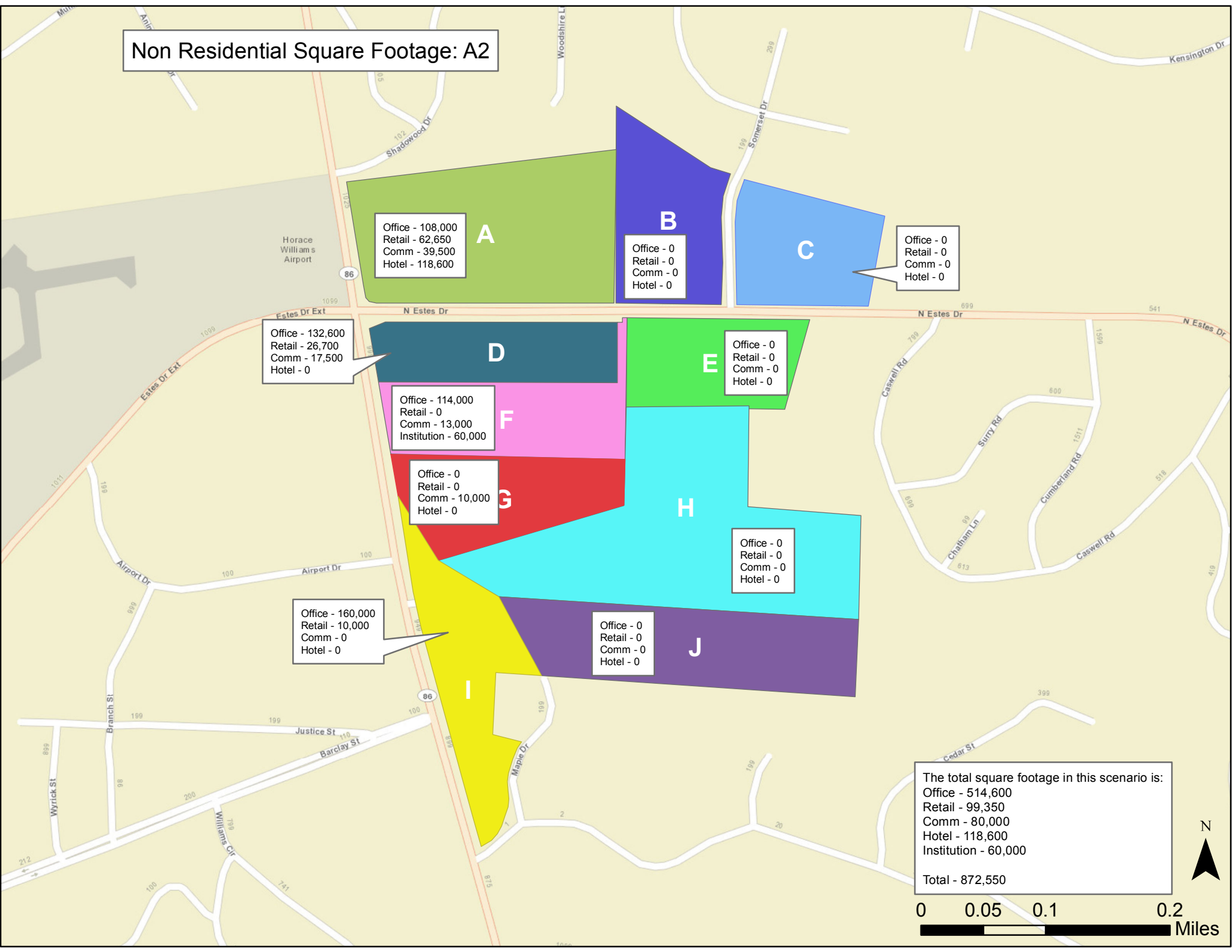


The total square footage in this scenario is:
 Office - 93,700
 Retail - 93,350
 Comm - 59,300
 Institution - 30,000

Total - 289,350

0 0.05 0.1 0.2 Miles

Non Residential Square Footage: A2



Office - 132,600
Retail - 26,700
Comm - 17,500
Hotel - 0

Office - 108,000
Retail - 62,650
Comm - 39,500
Hotel - 118,600

Office - 0
Retail - 0
Comm - 0
Hotel - 0

Office - 0
Retail - 0
Comm - 0
Hotel - 0

Office - 0
Retail - 0
Comm - 0
Hotel - 0

Office - 114,000
Retail - 0
Comm - 13,000
Institution - 60,000

Office - 0
Retail - 0
Comm - 10,000
Hotel - 0

Office - 0
Retail - 0
Comm - 0
Hotel - 0

Office - 160,000
Retail - 10,000
Comm - 0
Hotel - 0

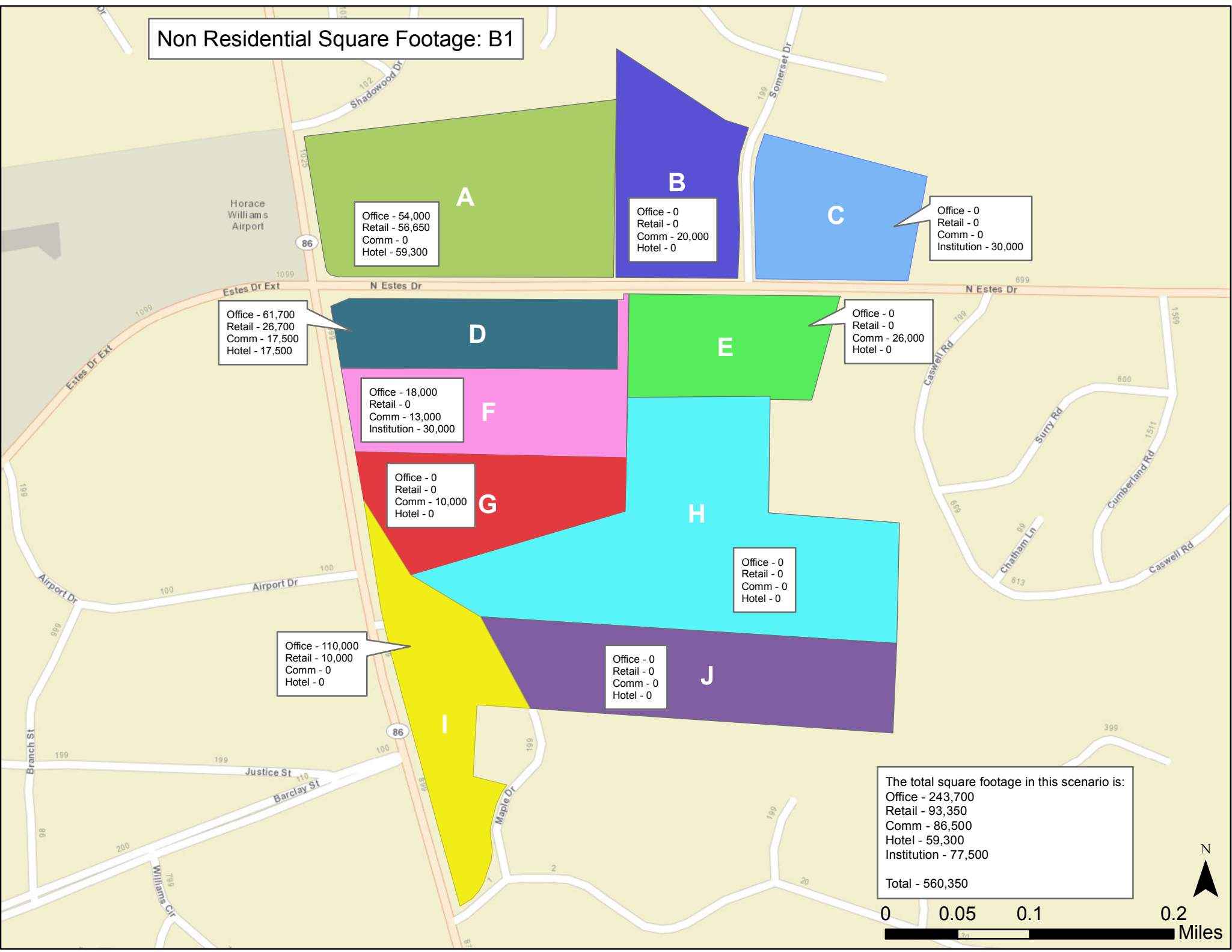
Office - 0
Retail - 0
Comm - 0
Hotel - 0

The total square footage in this scenario is:
Office - 514,600
Retail - 99,350
Comm - 80,000
Hotel - 118,600
Institution - 60,000
Total - 872,550

0 0.05 0.1 0.2 Miles



Non Residential Square Footage: B1



A
 Office - 54,000
 Retail - 56,650
 Comm - 0
 Hotel - 59,300

B
 Office - 0
 Retail - 0
 Comm - 20,000
 Hotel - 0

C
 Office - 0
 Retail - 0
 Comm - 0
 Institution - 30,000

D
 Office - 61,700
 Retail - 26,700
 Comm - 17,500
 Hotel - 17,500

E
 Office - 0
 Retail - 0
 Comm - 26,000
 Hotel - 0

F
 Office - 18,000
 Retail - 0
 Comm - 13,000
 Institution - 30,000


G
 Office - 0
 Retail - 0
 Comm - 10,000
 Hotel - 0

H
 Office - 0
 Retail - 0
 Comm - 0
 Hotel - 0

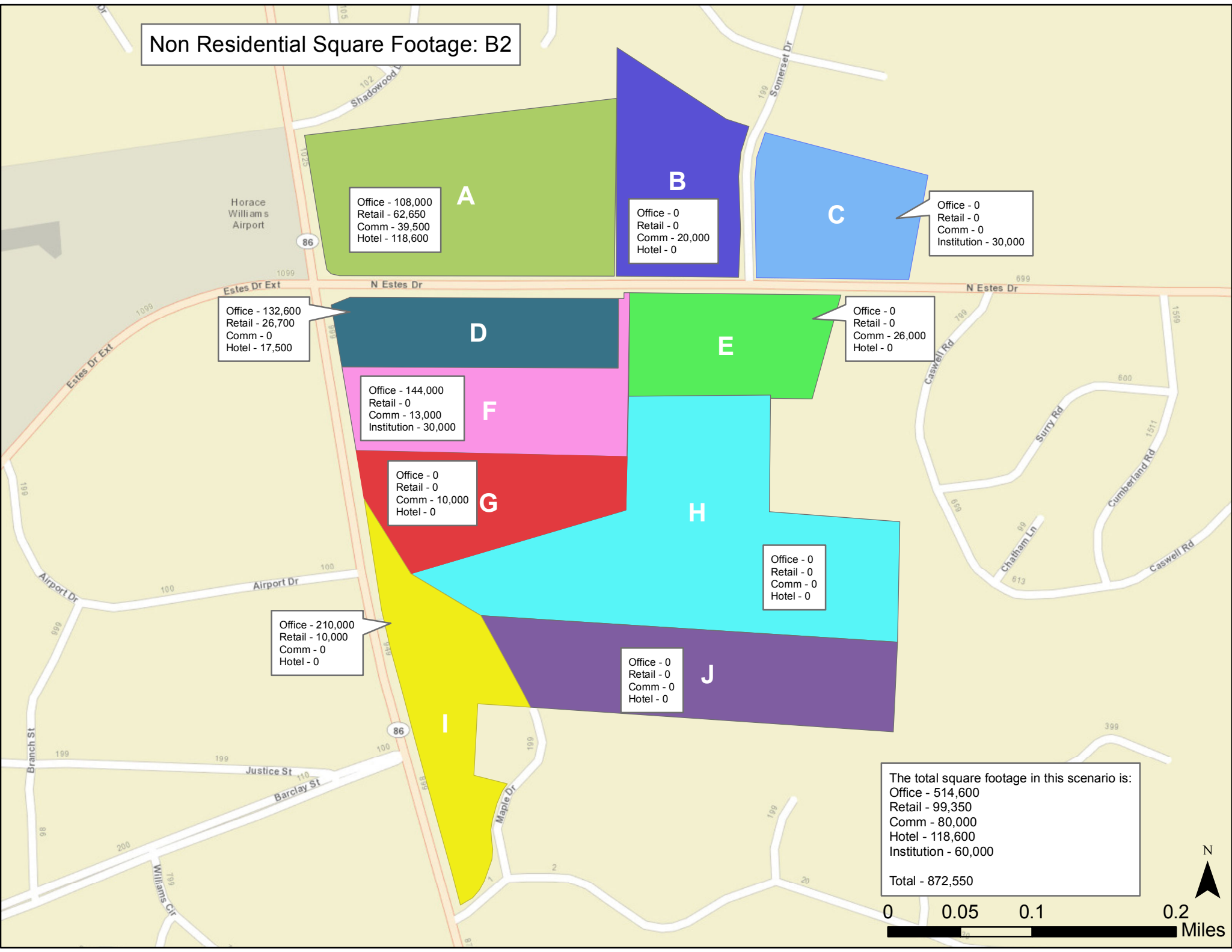
I
 Office - 110,000
 Retail - 10,000
 Comm - 0
 Hotel - 0

J
 Office - 0
 Retail - 0
 Comm - 0
 Hotel - 0

The total square footage in this scenario is:
 Office - 243,700
 Retail - 93,350
 Comm - 86,500
 Hotel - 59,300
 Institution - 77,500
 Total - 560,350



Non Residential Square Footage: B2



Office - 108,000
Retail - 62,650
Comm - 39,500
Hotel - 118,600

Office - 0
Retail - 0
Comm - 20,000
Hotel - 0

Office - 0
Retail - 0
Comm - 0
Institution - 30,000

Office - 132,600
Retail - 26,700
Comm - 0
Hotel - 17,500

Office - 0
Retail - 0
Comm - 26,000
Hotel - 0

Office - 144,000
Retail - 0
Comm - 13,000
Institution - 30,000

Office - 0
Retail - 0
Comm - 10,000
Hotel - 0

Office - 0
Retail - 0
Comm - 0
Hotel - 0

Office - 210,000
Retail - 10,000
Comm - 0
Hotel - 0

Office - 0
Retail - 0
Comm - 0
Hotel - 0

The total square footage in this scenario is:
Office - 514,600
Retail - 99,350
Comm - 80,000
Hotel - 118,600
Institution - 60,000

Total - 872,550

