

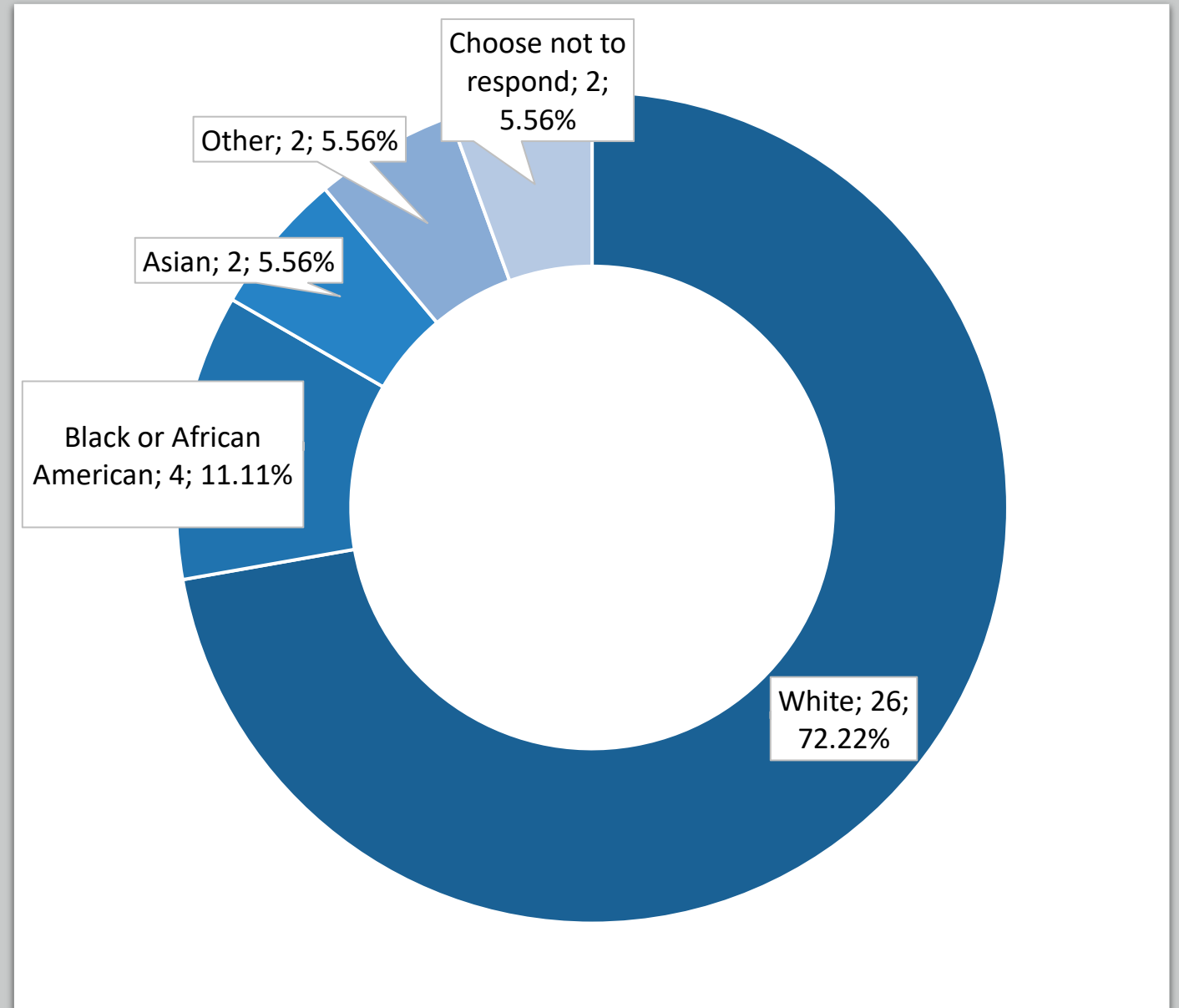


Preliminary Survey Results

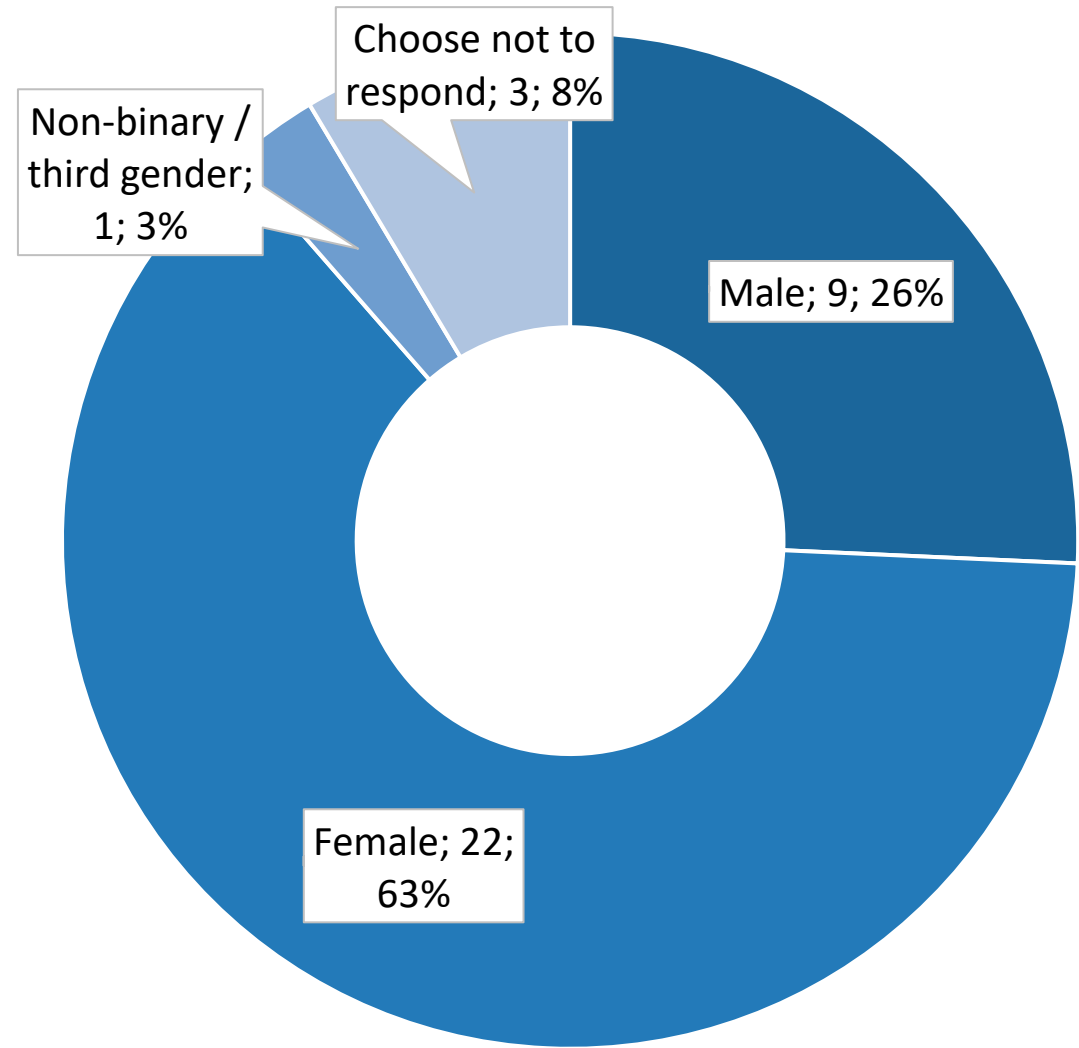
Participant Demographics: Race

- **Missing**

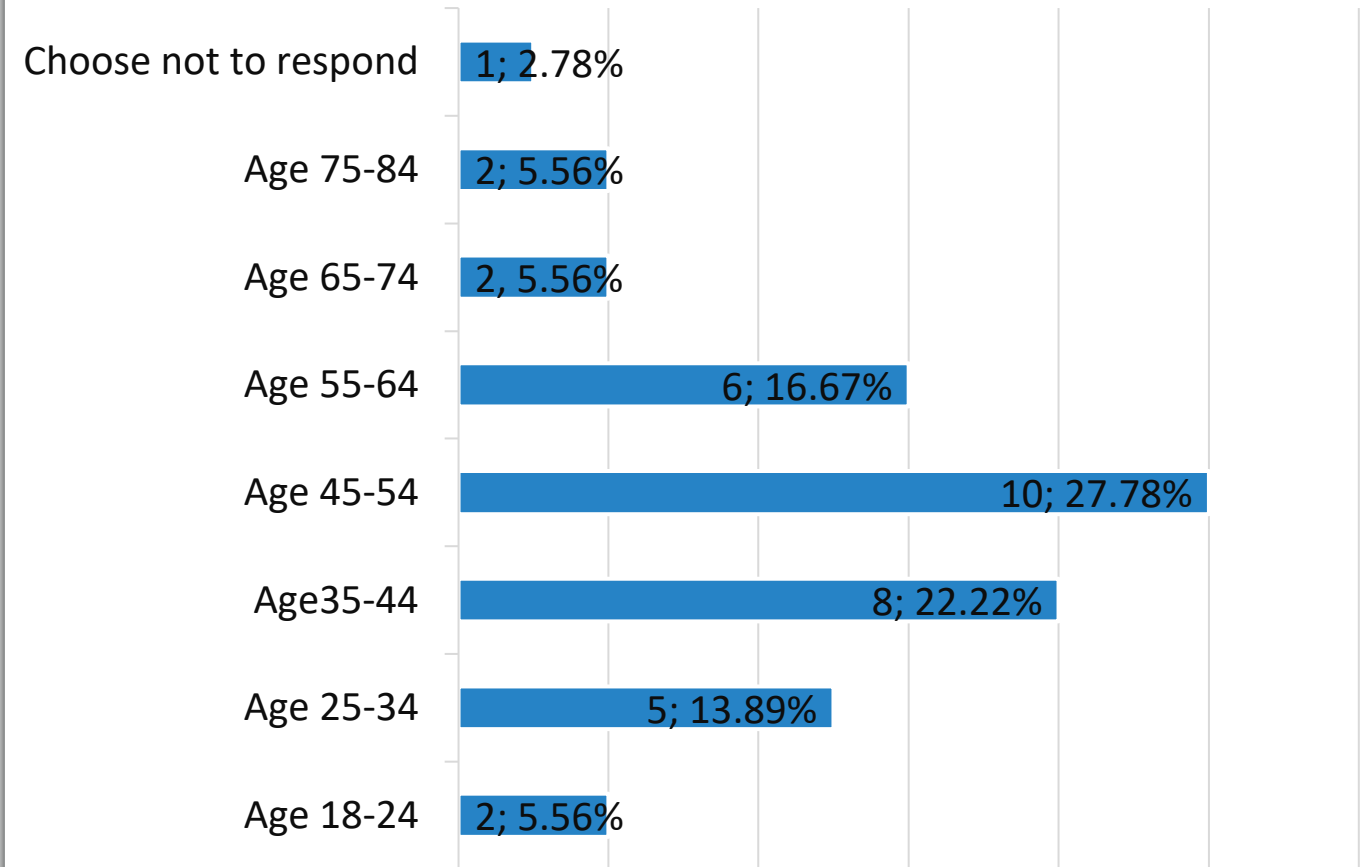
- Hispanic or Latino
- American Indian / Alaska Native
- Native Hawaiian / Pacific Islander



Participant Demographics: Gender



Participant Demographics: Age



Participant
Demographics:
Zip Code

Zip Code	Number of People
27516	11
27514	5
27517	3
27713	1
27215	1

Q1 What does community safety mean to you?

Themes

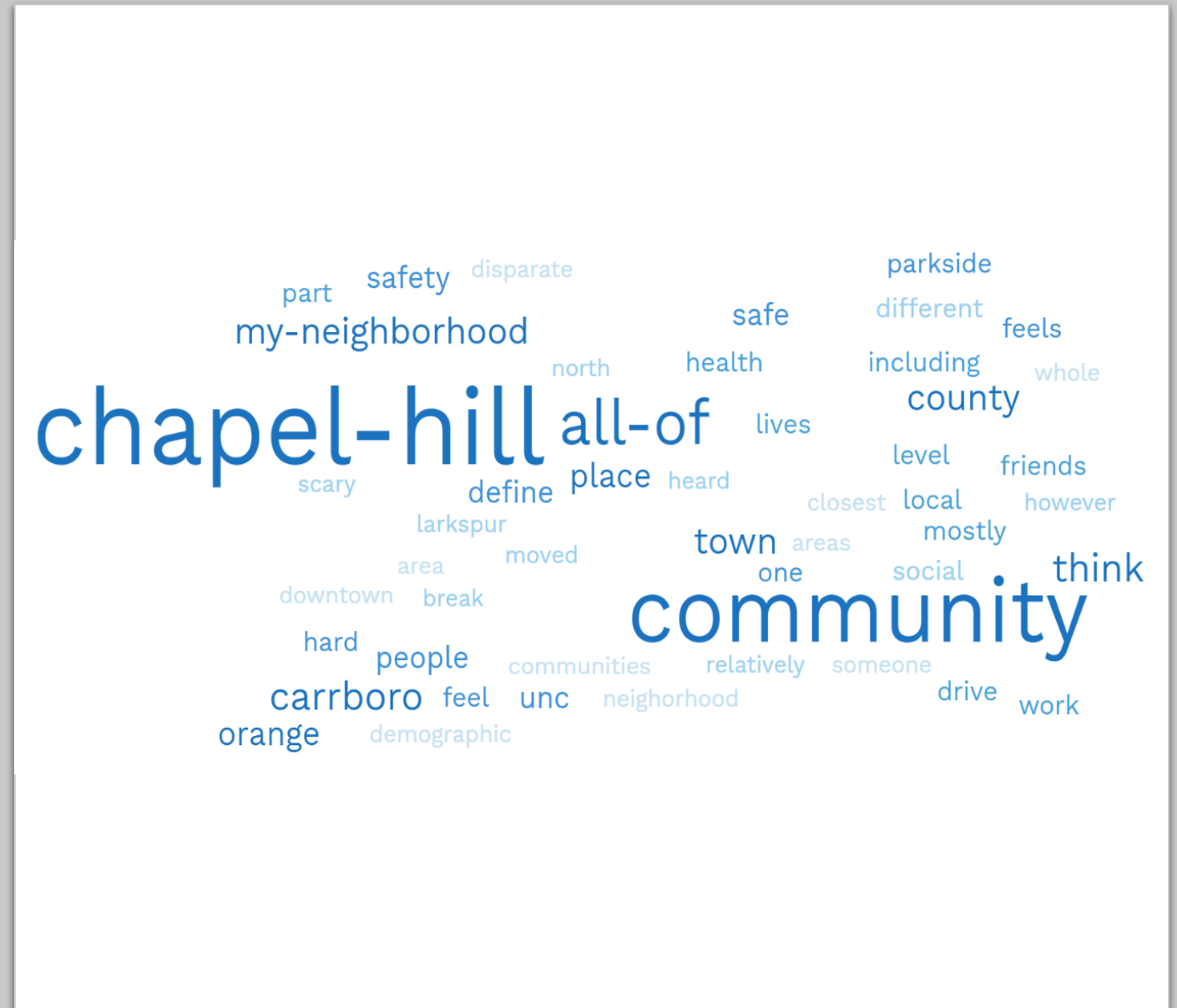
- Freedom from intimidation, trepidation, or threats
- Absence of fear, harassment, worry
- Being able to move through a community independently and without fear or worry – from home, to work, to public spaces
- A feeling of having everything I need – housing, food security, money
- Equity, inclusivity, community voice is heard in decision making
- Community is engaged and people look out for one another
- Mental health and substance use are proactively addressed



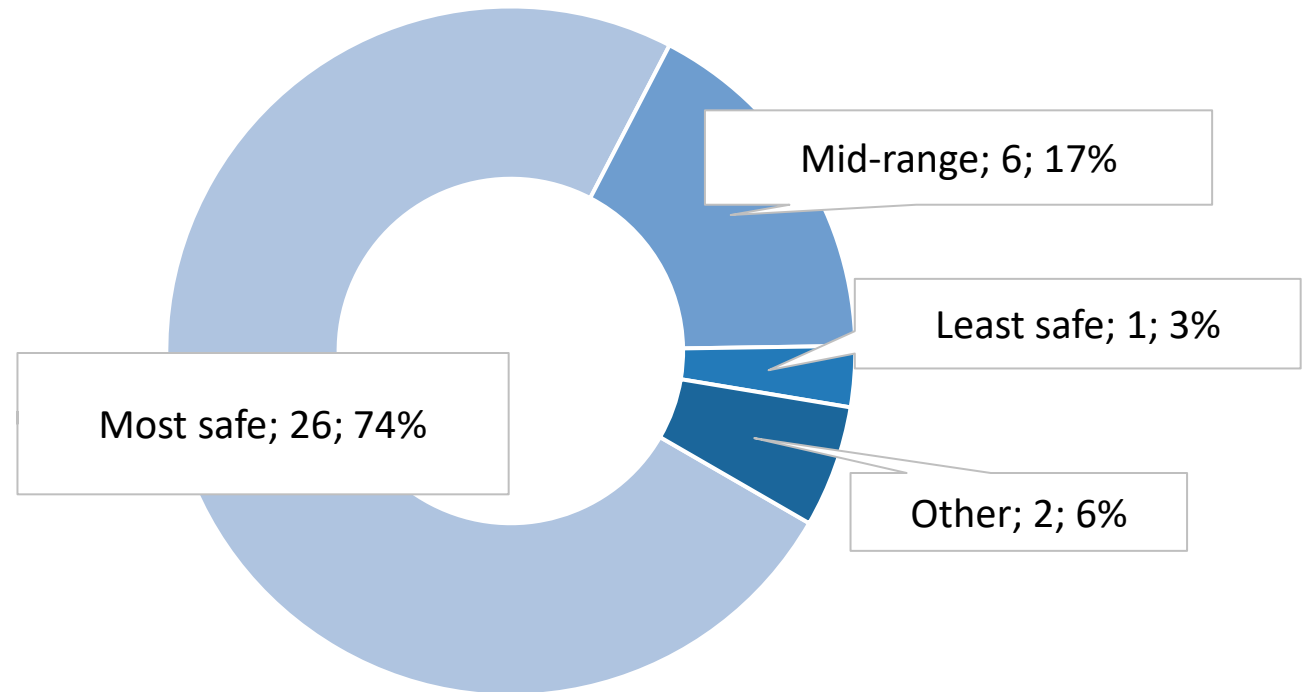
Q2 - How do you define your community?

Themes

- All of Chapel Hill
- The greater Chapel Hill area, including Carrboro and/or Orange County
- My part of town and/or my neighborhood



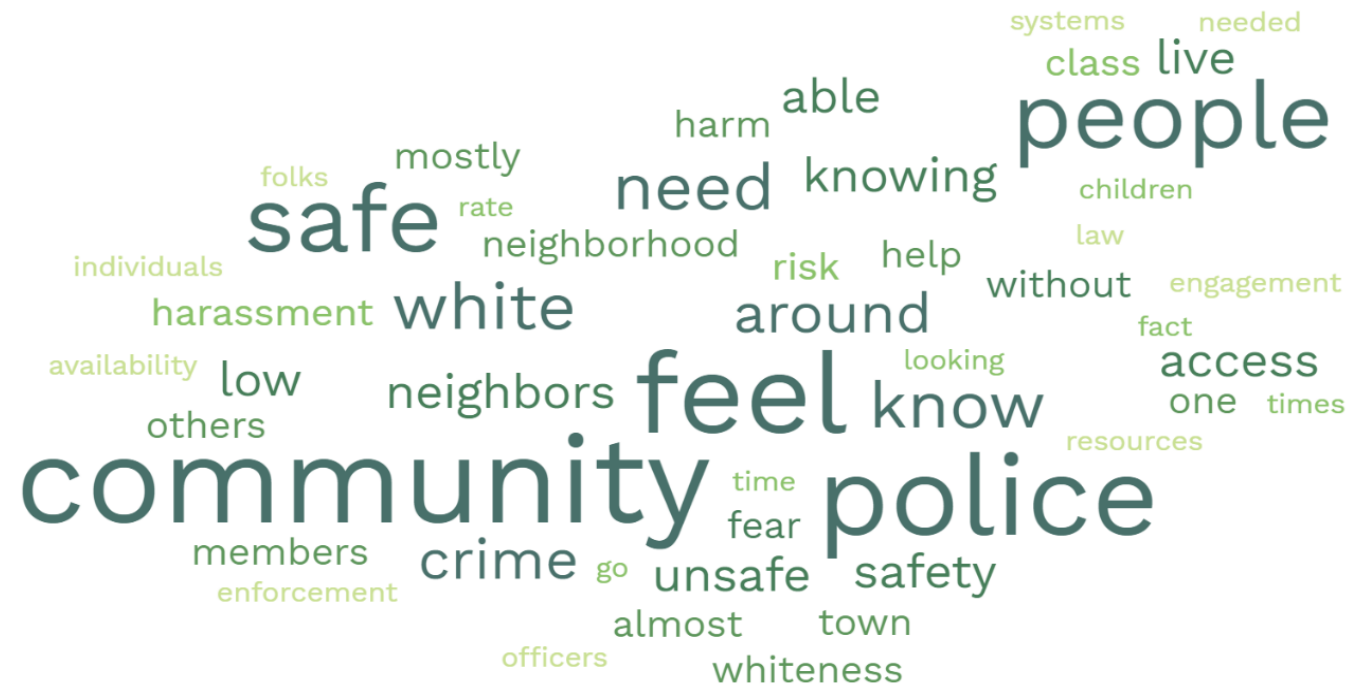
Q3 - On a scale of 1 to 3, with 1 being the most safe and 3 being the least safe, how safe do you feel in Chapel Hill?



Q4 - What makes you feel safe in your community?

Themes

- Being white
- Socioeconomic status
- People look out for each other / Knowing people and having relationships where we are
- The feeling of community
- Seeing people out and about
- Absence of violence, crime



Q5 - What makes you feel unsafe in your community?

Themes

- Interacting with strangers
- Seeing people who are experiencing homelessness and/or asking for money
- Presence of drugs or of intoxicated people
- Reports of shootings, car break-ins, and other local crime
- Seeing heavy police presence and/or overpolicing and overcriminalization
- Racial profiling and other implicit/explicit racism
- Lack of community resources outside of police / 911



Q6 - Which of the following services should be delivered by the CHPD?

Rank	Service	← Most important ————— Least Important →																							
		1		2		3		4		5		6		7		8		9		10		11		12	
		%	#	%	#	%	#	%	#	%	#	%	#	%	#	%	#	%	#	%	#	%	#	%	#
1	Violent Crime	16%	6	5%	2	16%	6	8%	3	8%	3	5%	2	5%	2	8%	3	5%	2	8%	3	14%	5	-	-
2	Death Response / Investigation	24%	9	30%	11	5%	2	14%	5	11%	4	3%	1	-	-	5%	2	3%	1	-	-	3%	1	3%	1
3	Community Engagement	-	-	-	-	11%	4	11%	4	14%	5	5%	2	16%	6	11%	4	11%	4	14%	5	5%	2	3%	1
4	Crowd Management	6%	2	6%	2	-	-	6%	2	6%	2	15%	5	6%	2	3%	1	15%	5	12%	4	18%	6	9%	3
5	Drug / Alcohol Enforcement	-	-	-	-	-	-	6%	2	8%	3	8%	3	6%	2	17%	6	8%	3	22%	8	6%	2	19%	7
6	Property Violations	-	-	5%	2	8%	3	19%	7	11%	4	24%	9	14%	5	5%	2	3%	1	3%	1	-	-	8%	3
7	Traffic Safety and Management	3%	1	11%	4	31%	11	11%	4	11%	4	6%	2	14%	5	-	-	3%	1	6%	2	3%	1	3%	1
8	Noise Ordinance / Nuisance Violations	51%	19	32%	12	3%	1	-	-	-	-	3%	1	3%	1	3%	1	-	-	-	-	5%	2	-	-
9	Youth Engagement	-	-	3%	1	3%	1	3%	1	-	-	6%	2	6%	2	6%	2	3%	1	23%	7	29%	9	16%	5
10	Mental Health Crisis Intervention	-	-	3%	1	3%	1	6%	2	11%	4	6%	2	8%	3	14%	5	11%	4	6%	2	6%	2	28%	10
11	Response to Unsheltered Persons	-	-	-	-	20%	5	-	-	8%	2	20%	5	12%	3	12%	3	20%	5	-	-	8%	2	-	-
12	Crisis Interventions	-	-	5%	2	8%	3	16%	6	11%	4	5%	2	11%	4	8%	3	14%	5	14%	5	5%	2	3%	1

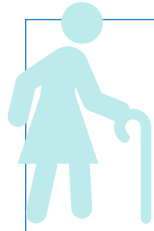
Q8 - How important is it for CHPD to work within the following populations for ongoing community engagement?

Rank	Population	Most important ←————→ Least Important													
		1		2		3		4		5		6		7	
		%	#	%	#	%	#	%	#	%	#	%	#	%	#
1	Teens	-	-	26%	9	23%	8	29%	10	23%	8	-	-	-	-
2	People experiencing homelessness	17%	6	23%	8	14%	5	9%	3	14%	5	14%	5	9%	3
3	School aged children	11%	4	11%	4	20%	7	23%	8	14%	5	17%	6	3%	1
4	Elderly/Aging	11%	4	20%	7	11%	4	11%	4	26%	9	17%	6	3%	1
5	People experiencing Mental Health Crises	23%	8	11%	4	6%	2	9%	3	20%	7	26%	9	6%	2
6	Students	6%	2	9%	3	26%	9	20%	7	3%	1	20%	7	17%	6
7	Other (please specify)	31%	11	-	-	-	-	-	-	-	-	6%	2	63%	22

Q8 Who's missing from the conversation?



Young adults & college students




Older adults




Church and community leaders




Educational stakeholders




Local homeless services stakeholders



Affordable housing stakeholders




Refugees



People who don't speak English

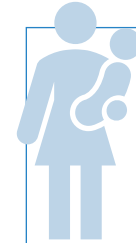
Q8 Who's missing from the conversation?



Artists



Nonprofit organizations who are part of providing community safety




People of varying classes, especially those living at or near the poverty line



Town of Carrboro




UNC Chapel Hill




People who have been convicted of crimes; Formerly incarcerated individuals



People who live in neighborhoods with a high police presence



Elected officials and policy makers



Mental Health Professionals