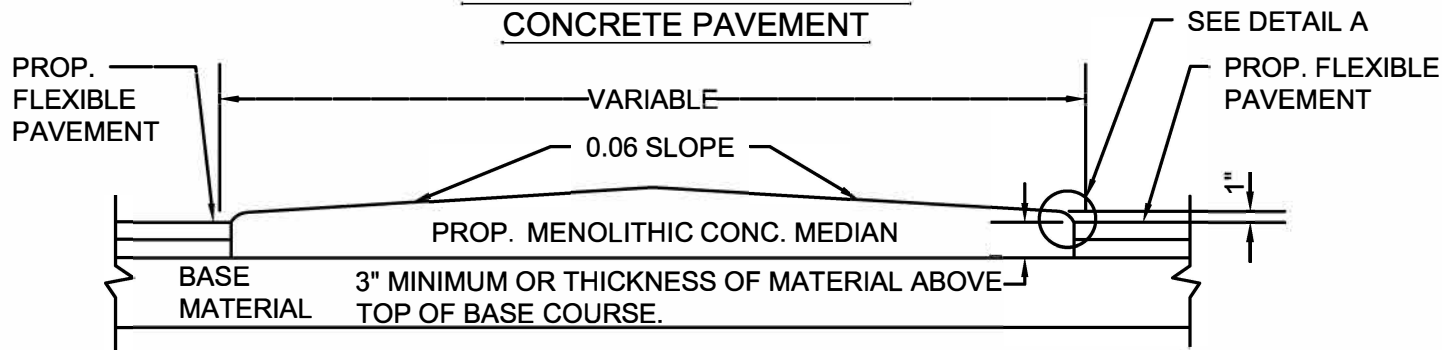


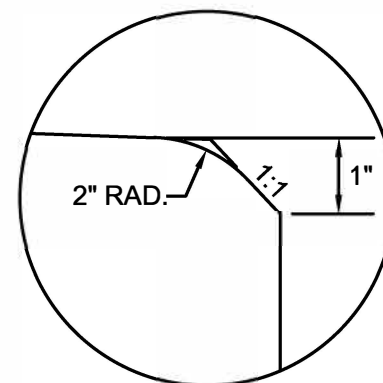
**TRANSVERSE SECTION FOR
CONCRETE PAVEMENT**



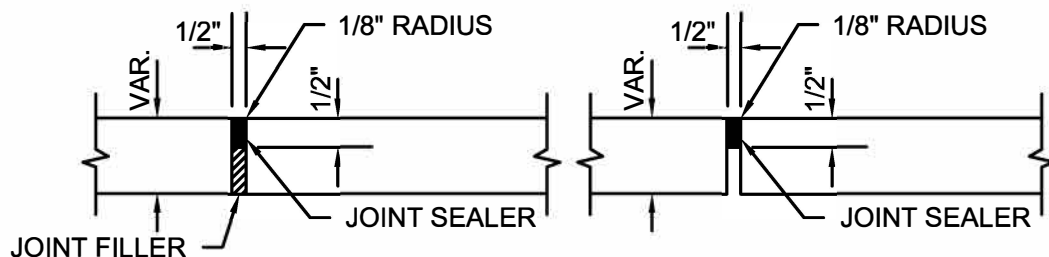
**TRANSVERSE SECTION FOR
FLEXIBLE PAVEMENT**

GENERAL NOTES:

1. PLACE 1/2" EXPANSION JOINTS AT 30' INTERVALS AND AT ALL OTHER POINTS WHERE PROPOSED MEDIAN ABUTS RIGID OBJECTS. PLACE GROOVED JOINTS 1/2" DEEP AT 10' INTERVALS BETWEEN EXPANSION JOINTS. FILL THE TOP 1/2" OF EXPANSION JOINTS AND 1/2" GROVED JOINTS WITH JOINT SEALER.



DETAIL - A



SHOWNG EXPANSION JOINT

SHOWNG GROOVED JOINT

PART LONGITUDINAL SECTION OF CONCRETE MEDIAN

" NOT TO SCALE "



**TOWN OF CHAPEL HILL
STANDARD DETAIL L**

REVISIONS

**CONCRETE
ISLAND**

DATE: 02/2017

T-6.04