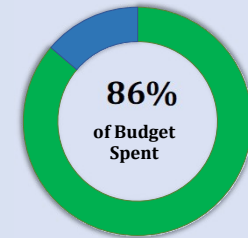




# FY23 Q4 Budget-Actual Report | General Fund

## General Fund, Budget-Actual

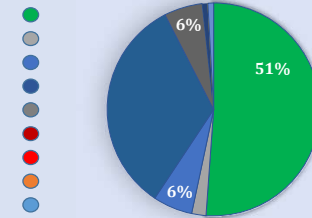
	FY23 Original Budget	FY23 Revised Budget	FY23 YTD Actuals
<b>Revenues</b>	\$ 76,689,000	\$ 84,138,104	\$ 69,078,658
<b>Expenses</b>	76,689,000	84,138,104	72,552,883
<b>Revenues Over Expenses</b>	\$ -	\$ -	\$ (3,474,226)



### Revenues

	FY23 Original Budget	FY23 Revised Budget	FY23 YTD Actuals	FY23 Q4 Percentage Collected	PFY Q4 Percentage Collected
Property Taxes	\$ 35,828,500	\$ 35,828,500	\$ 35,344,076	99%	100%
Other Taxes	1,337,000	1,337,000	1,487,434	111%	149%
Licenses and Permits	2,875,910	2,875,910	4,165,111	145%	114%
Intergovernmental Revenues	28,798,376	28,875,998	22,869,147	79%	86%
Charges for Service	4,765,824	4,765,824	4,019,294	84%	70%
Interest	10,000	10,000	598,665	5987%	15%
Fund Balance Appropriation	2,663,390	10,032,872	-	0%	0%
Transfer	45,000	45,000	-	0%	0%
Miscellaneous	365,000	367,000	594,931	162%	118%
<b>TOTAL</b>	\$ 76,689,000	\$ 84,138,104	\$ 69,078,658	93%	94%

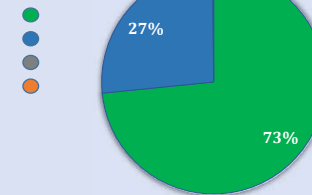
FY23 Revenue Actuals by Type



### Expenses

	FY23 Original Budget	FY23 Revised Budget	FY23 YTD Actuals	FY23 Q4 Percentage Spent	PFY Q4 Percentage Spent
Personnel	\$ 56,224,919	\$ 55,412,805	\$ 53,267,901	96%	96%
Operating	18,624,854	23,895,709	19,195,480	80%	69%
Capital	85,000	98,063	89,503	91%	99%
Transfer	1,754,227	4,731,527	-	0%	0%
<b>TOTAL</b>	\$ 76,689,000	\$ 84,138,104	\$ 72,552,883	86%	83%

FY23 Expense Actuals by Type





## FY23 Q4 Budget-Actual Report | General Fund Expenses by Department

### General Government

<b>Mayor</b>	<b>FY23 Original Budget</b>	<b>FY23 Revised Budget</b>	<b>FY23 YTD Actuals</b>	<b>FY23 Q4 Percentage Spent</b>	<b>PFY Q4 Percentage Spent</b>
Personnel	\$ 97,774	\$ 97,774	\$ 102,845	105%	98%
Operating	20,019	17,119	15,343	90%	75%
Capital	-	-	-	-	-
<b>TOTAL</b>	<b>\$ 117,793</b>	<b>\$ 114,893</b>	<b>\$ 118,188</b>	<b>103%</b>	<b>95%</b>
<b>Council</b>	<b>FY23 Original Budget</b>	<b>FY23 Revised Budget</b>	<b>FY23 YTD Actuals</b>	<b>FY23 Q4 Percentage Spent</b>	<b>PFY Q4 Percentage Spent</b>
Personnel	\$ 251,468	\$ 251,468	\$ 238,503	95%	94%
Operating	129,532	165,432	165,354	100%	92%
Capital	-	-	-	-	-
<b>TOTAL</b>	<b>\$ 381,000</b>	<b>\$ 416,900</b>	<b>\$ 403,857</b>	<b>97%</b>	<b>93%</b>
<b>Manager</b>	<b>FY23 Original Budget</b>	<b>FY23 Revised Budget</b>	<b>FY23 YTD Actuals</b>	<b>FY23 Q4 Percentage Spent</b>	<b>PFY Q4 Percentage Spent</b>
Personnel	\$ 2,233,621	\$ 2,200,621	\$ 1,947,088	88%	99%
Operating	248,494	605,470	492,152	81%	45%
Capital	-	-	-	-	-
<b>TOTAL</b>	<b>\$ 2,482,115</b>	<b>\$ 2,806,091</b>	<b>\$ 2,439,239</b>	<b>87%</b>	<b>87%</b>
<b>Communications &amp; Public Affairs</b>	<b>FY23 Original Budget</b>	<b>FY23 Revised Budget</b>	<b>FY23 YTD Actuals</b>	<b>FY23 Q4 Percentage Spent</b>	<b>PFY Q4 Percentage Spent</b>
Personnel	\$ 822,624	\$ 823,944	\$ 823,611	100%	99%
Operating	228,735	227,415	271,175	119%	85%
Capital	-	-	-	-	-
<b>TOTAL</b>	<b>\$ 1,051,359</b>	<b>\$ 1,051,359</b>	<b>\$ 1,094,786</b>	<b>104%</b>	<b>95%</b>
<b>Human Resource Development</b>	<b>FY23 Original Budget</b>	<b>FY23 Revised Budget</b>	<b>FY23 YTD Actuals</b>	<b>FY23 Q4 Percentage Spent</b>	<b>PFY Q4 Percentage Spent</b>
Personnel	\$ 1,116,057	\$ 1,116,057	\$ 1,002,824	90%	92%
Operating	693,275	746,072	613,495	82%	59%
Capital	-	-	-	-	-
<b>TOTAL</b>	<b>\$ 1,809,332</b>	<b>\$ 1,862,129</b>	<b>\$ 1,616,318</b>	<b>87%</b>	<b>76%</b>
<b>Business Management</b>	<b>FY23 Original Budget</b>	<b>FY23 Revised Budget</b>	<b>FY23 YTD Actuals</b>	<b>FY23 Q4 Percentage Spent</b>	<b>PFY Q4 Percentage Spent</b>
Personnel	\$ 2,119,320	\$ 2,079,914	\$ 1,807,061	87%	89%
Operating	566,050	833,742	716,951	86%	71%
Capital	-	-	-	-	-
<b>TOTAL</b>	<b>\$ 2,685,370</b>	<b>\$ 2,913,656</b>	<b>\$ 2,524,012</b>	<b>87%</b>	<b>83%</b>
<b>Technology Solutions</b>	<b>FY23 Original Budget</b>	<b>FY23 Revised Budget</b>	<b>FY23 YTD Actuals</b>	<b>FY23 Q4 Percentage Spent</b>	<b>PFY Q4 Percentage Spent</b>
Personnel	\$ 1,988,532	\$ 1,938,532	\$ 1,889,986	97%	99%
Operating	653,163	791,998	644,397	81%	86%
Capital	50,000	-	-	-	96%
<b>TOTAL</b>	<b>\$ 2,691,695</b>	<b>\$ 2,730,530</b>	<b>\$ 2,534,383</b>	<b>93%</b>	<b>96%</b>



## FY23 Q4 Budget-Actual Report | General Fund Expenses by Department

### General Government, continued

Town Attorney	FY23 Original Budget	FY23 Revised Budget	FY23 YTD Actuals	FY23 Q4 Percentage Spent	PFY Q4 Percentage Spent
Personnel	\$ 571,760	\$ 571,760	\$ 573,242	100%	81%
Operating	26,365	48,144	29,655	62%	18%
Capital	-	-	-	-	-
<b>TOTAL</b>	<b>\$ 598,125</b>	<b>\$ 619,904</b>	<b>\$ 602,897</b>	<b>97%</b>	<b>76%</b>

Non-Departmental	FY23 Original Budget	FY23 Revised Budget	FY23 YTD Actuals	FY23 Q4 Percentage Spent	PFY Q4 Percentage Spent
Personnel	\$ 2,025,505	\$ 1,971,062	\$ 1,929,751	98%	80%
Operating	4,490,252	5,148,215	3,315,144	64%	46%
Transfer	1,754,227	4,731,527	-	0%	0%
<b>TOTAL</b>	<b>\$ 8,269,984</b>	<b>\$ 11,850,804</b>	<b>\$ 5,244,895</b>	<b>44%</b>	<b>34%</b>

### Environment & Development

Planning	FY23 Original Budget	FY23 Revised Budget	FY23 YTD Actuals	FY23 Q4 Percentage Spent	PFY Q4 Percentage Spent
Personnel	\$ 1,549,220	\$ 1,525,975	\$ 1,438,553	94%	97%
Operating	478,737	1,937,582	906,522	47%	30%
Capital	-	-	-	-	-
<b>TOTAL</b>	<b>\$ 2,027,957</b>	<b>\$ 3,463,557</b>	<b>\$ 2,345,075</b>	<b>68%</b>	<b>68%</b>

Public Works	FY23 Original Budget	FY23 Revised Budget	FY23 YTD Actuals	FY23 Q4 Percentage Spent	PFY Q4 Percentage Spent
Personnel	\$ 8,267,582	\$ 7,864,767	\$ 7,542,251	96%	93%
Operating	5,286,055	6,475,746	5,844,305	90%	82%
Capital	25,000	25,363	19,294	76%	100%
<b>TOTAL</b>	<b>\$ 13,578,637</b>	<b>\$ 14,365,876</b>	<b>\$ 13,405,851</b>	<b>93%</b>	<b>88%</b>

Housing & Community	FY23 Original Budget	FY23 Revised Budget	FY23 YTD Actuals	FY23 Q4 Percentage Spent	PFY Q4 Percentage Spent
Personnel	\$ 871,130	\$ 873,330	\$ 776,407	89%	89%
Operating	83,600	423,150	267,517	63%	19%
Capital	-	-	-	-	-
<b>TOTAL</b>	<b>\$ 954,730</b>	<b>\$ 1,296,480</b>	<b>\$ 1,043,924</b>	<b>81%</b>	<b>59%</b>

### Public Safety

Community Safety	FY23 Original Budget	FY23 Revised Budget	FY23 YTD Actuals	FY23 Q4 Percentage Spent	PFY Q4 Percentage Spent
Personnel	\$ 15,604,529	\$ 15,531,402	\$ 15,476,608	100%	99%
Operating	1,913,589	2,125,615	1,889,473	89%	85%
Capital	-	-	-	-	-
<b>TOTAL</b>	<b>\$ 17,518,118</b>	<b>\$ 17,657,017</b>	<b>\$ 17,366,081</b>	<b>98%</b>	<b>97%</b>

Fire	FY23 Original Budget	FY23 Revised Budget	FY23 YTD Actuals	FY23 Q4 Percentage Spent	PFY Q4 Percentage Spent
Personnel	\$ 9,488,845	\$ 9,413,743	\$ 8,998,511	96%	101%
Operating	1,117,152	1,325,388	1,183,888	89%	85%
Capital	10,000	10,000	7,509	75%	-
<b>TOTAL</b>	<b>\$ 10,615,997</b>	<b>\$ 10,749,131</b>	<b>\$ 10,189,907</b>	<b>95%</b>	<b>99%</b>



## FY23 Q4 Budget-Actual Report | General Fund Expenses by Department

### Leisure Activities

<b>Parks &amp; Recreation</b>	<b>FY23 Original Budget</b>	<b>FY23 Revised Budget</b>	<b>FY23 YTD Actuals</b>	<b>FY23 Q4 Percentage Spent</b>	<b>PFY Q4 Percentage Spent</b>
Personnel	\$ 5,961,769	\$ 5,903,873	\$ 5,503,527	93%	87%
Operating	1,801,882	2,054,731	1,938,322	94%	79%
Capital	-	62,700	62,700	100%	100%
<b>TOTAL</b>	<b>\$ 7,763,651</b>	<b>\$ 8,021,304</b>	<b>\$ 7,504,549</b>	<b>94%</b>	<b>85%</b>

<b>Library / Arts &amp; Culture</b>	<b>FY23 Original Budget</b>	<b>FY23 Revised Budget</b>	<b>FY23 YTD Actuals</b>	<b>FY23 Q4 Percentage Spent</b>	<b>PFY Q4 Percentage Spent</b>
Personnel	\$ 3,255,183	\$ 3,248,583	\$ 3,217,133	99%	100%
Operating	887,954	969,890	901,787	93%	89%
Capital	-	-	-	-	-
<b>TOTAL</b>	<b>\$ 4,143,137</b>	<b>\$ 4,218,473</b>	<b>\$ 4,118,920</b>	<b>98%</b>	<b>97%</b>

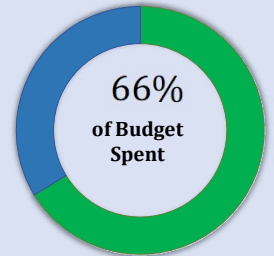


# FY23 Q4 Budget-Actual Report | Enterprise Funds

## Parking Services

Revenues	FY23 Original Budget	FY23 Revised Budget	FY23 YTD Actuals	FY23 Q4 Percentage Collected	PFY Q4 Percentage Collected
Licenses and Permits	\$ 322,600	\$ 322,600	\$ 221,104	69%	80%
Charges for Service	3,090,500	2,463,091	2,360,262	96%	84%
Interest	500	500	879	176%	0%
Fund Balance Appropriation	-	67,278	-	0%	0%
Miscellaneous	7,000	7,000	13,097	187%	164%
Transfer	2,710,026	-	-	#DIV/0!	
<b>TOTAL</b>	<b>\$ 6,130,626</b>	<b>\$ 2,860,469</b>	<b>\$ 2,595,342</b>	<b>93%</b>	<b>84%</b>

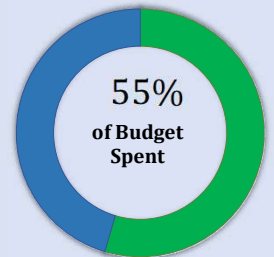
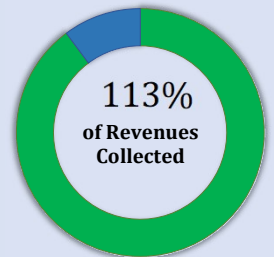
Expenses	FY23 Original Budget	FY23 Revised Budget	FY23 YTD Actuals	FY23 Q4 Percentage Spent	PFY Q4 Percentage Spent
Personnel	\$ 1,008,328	\$ 885,023	\$ 665,286	75%	81%
Operating	5,107,298	1,521,629	1,230,988	81%	90%
Capital	15,000	16,020	-	0%	0%
Transfer	-	437,797	-	0%	0%
<b>TOTAL</b>	<b>\$ 6,130,626</b>	<b>\$ 2,860,469</b>	<b>\$ 1,896,274</b>	<b>66%</b>	<b>88%</b>



## Public Housing

Revenues	FY23 Original Budget	FY23 Revised Budget	FY23 YTD Actuals	FY23 Q4 Percentage Collected	PFY Q4 Percentage Collected
Intergovernmental Revenues	\$ 1,274,426	\$ 1,274,426	\$ 1,369,777	107%	112%
Charges for Service	1,062,060	1,062,060	1,239,259	117%	106%
Interest	1,715	1,715	24,107	1406%	30%
Fund Balance Appropriation	78,323	1,579,338	-	0%	0%
Miscellaneous	400	400	4,428	1107%	60308%
<b>TOTAL</b>	<b>\$ 2,416,924</b>	<b>\$ 3,917,939</b>	<b>\$ 2,637,571</b>	<b>113%</b>	<b>114%</b>

Expenses	FY23 Original Budget	FY23 Revised Budget	FY23 YTD Actuals	FY23 Q4 Percentage Spent	PFY Q4 Percentage Spent
Personnel	\$ 1,444,995	\$ 1,444,995	\$ 1,201,233	83%	81%
Operating	971,929	972,944	938,816	96%	91%
Capital	-	1,500,000	-	0%	0%
<b>TOTAL</b>	<b>\$ 2,416,924</b>	<b>\$ 3,917,939</b>	<b>\$ 2,140,049</b>	<b>55%</b>	<b>85%</b>





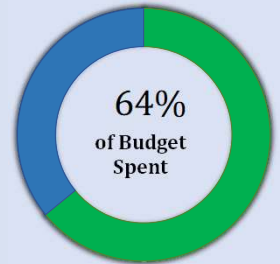
# FY23 Q4 Budget-Actual Report | Enterprise Funds

## Stormwater

Revenues	FY23 Original Budget	FY23 Revised Budget	FY23 YTD Actuals	FY23 Q4 Percentage Collected	PFY Q4 Percentage Collected
Intergovernmental Revenues	\$ 8,000	\$ 8,000	\$ -	0%	100%
Charges for Service	2,983,000	2,983,000	2,913,987	98%	105%
Interest	2,000	2,000	102,126	5106%	28%
Fund Balance Appropriation	-	690,266	-	0%	0%
Transfer	17,000	17,000	-	0%	0%
<b>TOTAL</b>	<b>\$ 3,010,000</b>	<b>\$ 3,700,266</b>	<b>\$ 3,016,113</b>	<b>100%</b>	<b>104%</b>

Expenses	FY23 Original Budget	FY23 Revised Budget	FY23 YTD Actuals	FY23 Q4 Percentage Spent	PFY Q4 Percentage Spent
Personnel	\$ 1,559,631	\$ 1,559,631	\$ 1,493,812	96%	93%
Operating	1,316,868	1,906,680	820,208	43%	43%
Capital	133,501	233,955	59,185	25%	13%
<b>TOTAL</b>	<b>\$ 3,010,000</b>	<b>\$ 3,700,266</b>	<b>\$ 2,373,205</b>	<b>64%</b>	<b>59%</b>



## Transit

Revenues	FY23 Original Budget	FY23 Revised Budget	FY23 YTD Actuals	FY23 Q4 Percentage Collected	PFY Q4 Percentage Collected
Property Taxes	\$ 5,957,000	\$ 5,957,000	\$ 5,874,035	99%	100%
Licenses and Permits	450,034	450,034	412,030	92%	87%
Intergovernmental Revenues	13,570,600	12,255,293	8,705,943	71%	65%
Charges for Service	11,375,229	11,375,229	9,819,091	86%	81%
Interest	10,000	10,000	728,365	7284%	13%
Fund Balance Appropriation	-	13,467,725	-	0%	0%
Transfer	-	-	-	0%	0%
Debt Issuance	-	8,155,000	8,155,000	100%	0%
Miscellaneous	91,500	91,500	31,916	35%	245%
<b>TOTAL</b>	<b>\$ 31,454,363</b>	<b>\$ 51,761,781</b>	<b>\$ 33,726,379</b>	<b>88%</b>	<b>75%</b>

Expenses	FY23 Original Budget	FY23 Revised Budget	FY23 YTD Actuals	FY23 Q4 Percentage Spent	PFY Q4 Percentage Spent
Personnel	\$ 17,660,463	\$ 17,483,413	\$ 15,881,726	91%	94%
Operating	12,673,900	21,870,176	10,646,148	49%	32%
Capital	1,120,000	9,866,192	324,560	3%	51%
Transfer	-	2,542,000	-	0%	0%
<b>TOTAL</b>	<b>\$ 31,454,363</b>	<b>\$ 51,761,781</b>	<b>\$ 26,852,434</b>	<b>52%</b>	<b>56%</b>

