

**North Carolina Department of Transportation
Traffic Engineering Accident Analysis System
Strip Analysis Report**

Acc No	Crash ID	Milepost	Date	Accident Type	Total Damage	Injuries				Condition			Road		Trfc Ctl	
						F	A	B	C	R	L	W	Ch	Ci	Dv	Op
8	103550264	10.290	09/13/2012 13:19	UNKNOWN	\$ 1400	0	0	0	1	1	1	1	1	0	3	1
Unit	1 : 1	Alchl/Drgs:	0	Speed:	0 MPH	Dir:	N	Veh Mnvr/Ped Actn:		16	Obj Strk:					
Unit	2 : 1	Alchl/Drgs:	0	Speed:	5 MPH	Dir:	N	Veh Mnvr/Ped Actn:		16	Obj Strk:					
9	103658179	10.290	12/26/2012 12:24	LEFT TURN, SAME ROADWAY	\$ 1000	0	0	0	0	2	1	3	1	0	3	1
Unit	1 : 1	Alchl/Drgs:	0	Speed:	20 MPH	Dir:	N	Veh Mnvr/Ped Actn:		4	Obj Strk:					
Unit	2 : 32	Alchl/Drgs:	7	Speed:	20 MPH	Dir:	S	Veh Mnvr/Ped Actn:		8	Obj Strk:					
10	103665724	10.290	01/01/2013 17:56	LEFT TURN, SAME ROADWAY	\$ 9000	0	0	1	1	2	4	3	1	0	3	1
Unit	1 : 3	Alchl/Drgs:	0	Speed:	40 MPH	Dir:	N	Veh Mnvr/Ped Actn:		4	Obj Strk:					
Unit	2 : 1	Alchl/Drgs:	0	Speed:	10 MPH	Dir:	S	Veh Mnvr/Ped Actn:		8	Obj Strk:					
11	103687179	10.290	02/11/2013 15:07	REAR END, SLOW OR STOP	\$ 2900	0	0	0	1	2	1	2	7	0	2	1
Unit	1 : 1	Alchl/Drgs:	0	Speed:	0 MPH	Dir:	S	Veh Mnvr/Ped Actn:		1	Obj Strk:					
Unit	2 : 1	Alchl/Drgs:	0	Speed:	10 MPH	Dir:	S	Veh Mnvr/Ped Actn:		11	Obj Strk:					
12	103817899	10.290	07/15/2013 15:57	REAR END, SLOW OR STOP	\$ 1300	0	0	0	0	1	1	1	1	0	3	1
Unit	1 : 1	Alchl/Drgs:	0	Speed:	0 MPH	Dir:	S	Veh Mnvr/Ped Actn:		11	Obj Strk:					
Unit	2 : 1	Alchl/Drgs:	0	Speed:	20 MPH	Dir:	S	Veh Mnvr/Ped Actn:		11	Obj Strk:					
13	103880646	10.290	09/20/2013 12:27	REAR END, SLOW OR STOP	\$ 3000	0	0	0	1	2	1	3	3	0	13	1
Unit	1 : 4	Alchl/Drgs:	0	Speed:	0 MPH	Dir:	S	Veh Mnvr/Ped Actn:		1	Obj Strk:					
Unit	2 : 1	Alchl/Drgs:	1	Speed:	25 MPH	Dir:	S	Veh Mnvr/Ped Actn:		4	Obj Strk:					
14	104206728	10.290	11/01/2014 09:01	SIDESWIPE, SAME DIRECTION	\$ 700	0	0	0	0	2	1	2	4	0	12	1
Unit	1 : 4	Alchl/Drgs:	0	Speed:	0 MPH	Dir:	S	Veh Mnvr/Ped Actn:		1	Obj Strk:					
Unit	2 : 5	Alchl/Drgs:	0	Speed:	10 MPH	Dir:	S	Veh Mnvr/Ped Actn:		1	Obj Strk:					
15	104232450	10.290	11/25/2014 15:36	REAR END, SLOW OR STOP	\$ 1750	0	0	0	0	1	1	1	1	0	3	1
Unit	1 : 4	Alchl/Drgs:	0	Speed:	5 MPH	Dir:	S	Veh Mnvr/Ped Actn:		4	Obj Strk:					
Unit	2 : 1	Alchl/Drgs:	0	Speed:	0 MPH	Dir:	S	Veh Mnvr/Ped Actn:		1	Obj Strk:					
16	104380677	10.290	05/10/2015 19:51	HEAD ON	\$ 14500	0	0	0	4	1	1	1	1	0	3	1
Unit	1 : 1	Alchl/Drgs:	0	Speed:	45 MPH	Dir:	W	Veh Mnvr/Ped Actn:		4	Obj Strk:					
Unit	2 : 1	Alchl/Drgs:	0	Speed:	30 MPH	Dir:	N	Veh Mnvr/Ped Actn:		4	Obj Strk:					
Unit	3 : 1	Alchl/Drgs:	0	Speed:	10 MPH	Dir:	S	Veh Mnvr/Ped Actn:		11	Obj Strk:					

**North Carolina Department of Transportation
Traffic Engineering Accident Analysis System
Strip Analysis Report**

Acc No	Crash ID	Milepost	Date	Accident Type	Total Damage	Injuries				Condition			Road		Trfc Ctl	
						F	A	B	C	R	L	W	Ch	Ci	Dv	Op
17	104406814	10.290	06/05/2015 11:08	REAR END, SLOW OR STOP	\$ 3000	0	0	0	0	1	1	1	3	0	3	1
Unit	1 : 1	Alchl/Drugs:	0	Speed:	0 MPH Dir: SE	Veh Mnvr/Ped Actn:		1	Obj Strk:							
Unit	2 : 1	Alchl/Drugs:	0	Speed:	15 MPH Dir: SE	Veh Mnvr/Ped Actn:		12	Obj Strk:							
18	104504611	10.290	09/14/2015 18:05	REAR END, TURN	\$ 1900	0	0	0	0	1	1	1	1	0	3	1
Unit	1 : 12	Alchl/Drugs:	0	Speed:	10 MPH Dir: S	Veh Mnvr/Ped Actn:		11	Obj Strk:							
Unit	2 : 4	Alchl/Drugs:	0	Speed:	0 MPH Dir: SW	Veh Mnvr/Ped Actn:		11	Obj Strk:							
19	104547132	10.290	10/31/2015 11:05	SIDESWIPE, OPPOSITE DIRECTION	\$ 8000	0	0	0	0	1	1	1	1	0	3	1
Unit	1 : 1	Alchl/Drugs:	0	Speed:	45 MPH Dir: W	Veh Mnvr/Ped Actn:		4	Obj Strk:							
Unit	2 : 2	Alchl/Drugs:	0	Speed:	35 MPH Dir: N	Veh Mnvr/Ped Actn:		4	Obj Strk:							
20	104684168	10.290	03/02/2016 15:16	ANGLE	\$ 10000	0	0	0	0	1	1	1	1	0	3	1
Unit	1 : 1	Alchl/Drugs:	0	Speed:	45 MPH Dir: W	Veh Mnvr/Ped Actn:		4	Obj Strk:							
Unit	2 : 4	Alchl/Drugs:	0	Speed:	10 MPH Dir: E	Veh Mnvr/Ped Actn:		8	Obj Strk:							
21	104824761	10.290	07/14/2016 12:00	REAR END, SLOW OR STOP	\$ 1700	0	0	0	0	1	1	1	3	0	3	1
Unit	1 : 2	Alchl/Drugs:	0	Speed:	15 MPH Dir: S	Veh Mnvr/Ped Actn:		11	Obj Strk:							
Unit	2 : 1	Alchl/Drugs:	0	Speed:	0 MPH Dir: S	Veh Mnvr/Ped Actn:		1	Obj Strk:							
22	105211680	10.290	07/07/2017 16:18	REAR END, SLOW OR STOP	\$ 4500	0	0	0	0	1	1	1	3	0	3	1
Unit	1 : 1	Alchl/Drugs:	0	Speed:	25 MPH Dir: S	Veh Mnvr/Ped Actn:		11	Obj Strk:							
Unit	2 : 2	Alchl/Drugs:	0	Speed:	0 MPH Dir: S	Veh Mnvr/Ped Actn:		1	Obj Strk:							
23	105227825	10.290	08/25/2017 13:41	REAR END, SLOW OR STOP	\$ 1050	0	0	0	0	1	1	1	7	0	3	1
Unit	1 : 2	Alchl/Drugs:	0	Speed:	0 MPH Dir: S	Veh Mnvr/Ped Actn:		1	Obj Strk:							
Unit	2 : 1	Alchl/Drugs:	0	Speed:	15 MPH Dir: S	Veh Mnvr/Ped Actn:		12	Obj Strk:							
24	105249935	10.290	09/01/2017 08:18	REAR END, SLOW OR STOP	\$ 7000	0	0	0	1	2	1	3	3	0	3	1
Unit	1 : 1	Alchl/Drugs:	0	Speed:	0 MPH Dir: S	Veh Mnvr/Ped Actn:		11	Obj Strk:							
Unit	2 : 1	Alchl/Drugs:	0	Speed:	15 MPH Dir: S	Veh Mnvr/Ped Actn:		11	Obj Strk:							
25	105424192	10.290	01/03/2018 20:40	RIGHT TURN, DIFFERENT ROADWAYS	\$ 2000	0	0	0	0	5	4	4	1	0	3	1
Unit	1 : 1	Alchl/Drugs:	0	Speed:	3 MPH Dir: N	Veh Mnvr/Ped Actn:		4	Obj Strk:							
Unit	2 : 1	Alchl/Drugs:	0	Speed:	3 MPH Dir: S	Veh Mnvr/Ped Actn:		4	Obj Strk:							

**North Carolina Department of Transportation
Traffic Engineering Accident Analysis System
Strip Analysis Report**

Acc No	Crash ID	Milepost	Date	Accident Type	Total Damage	Injuries				Condition			Road		Trfc Ctl	
						F	A	B	C	R	L	W	Ch	Ci	Dv	Op
26	104357516	10.294	04/14/2015 15:59	REAR END, SLOW OR STOP	\$ 1400	0	0	0	1	1	1	2	1	0	3	1
Unit	1 : 4	Alchl/Drgs:	0	Speed:	20 MPH	Dir:	W	Veh Mnvr/Ped Actn:		11	Obj Strk:					
Unit	2 : 5	Alchl/Drgs:	0	Speed:	0 MPH	Dir:	W	Veh Mnvr/Ped Actn:		1	Obj Strk:					
27	104723372	10.294	04/18/2016 09:13	REAR END, SLOW OR STOP	\$ 2200	0	0	0	0	1	1	1	1	0	3	1
Unit	1 : 1	Alchl/Drgs:	0	Speed:	0 MPH	Dir:	W	Veh Mnvr/Ped Actn:		1	Obj Strk:					
Unit	2 : 1	Alchl/Drgs:	0	Speed:	15 MPH	Dir:	W	Veh Mnvr/Ped Actn:		11	Obj Strk:					
28	102978390	10.297	10/03/2010 15:37	REAR END, SLOW OR STOP	\$ 0	0	0	0	3	1	1	1	2	0	3	1
Unit	1 : 1	Alchl/Drgs:	0	Speed:	0 MPH	Dir:	NW	Veh Mnvr/Ped Actn:		1	Obj Strk:					
Unit	2 : 1	Alchl/Drgs:	0	Speed:	5 MPH	Dir:	NW	Veh Mnvr/Ped Actn:		11	Obj Strk:					
29	105253724	10.304	07/10/2017 00:16	PEDESTRIAN	\$ 250	0	1	0	0	1	4	1	1	0	0	
Unit	1 : 1	Alchl/Drgs:	0	Speed:	45 MPH	Dir:	SW	Veh Mnvr/Ped Actn:		4	Obj Strk:		14			
Unit	2 : 24	Alchl/Drgs:	0	Speed:	0 MPH	Dir:		Veh Mnvr/Ped Actn:			Obj Strk:		14			
30	105034231	10.307	03/09/2017 19:26	REAR END, SLOW OR STOP	\$ 1000	0	0	0	0	1	5	1	1	0	3	1
Unit	1 : 1	Alchl/Drgs:	7	Speed:	0 MPH	Dir:	W	Veh Mnvr/Ped Actn:		4	Obj Strk:					
Unit	2 : 1	Alchl/Drgs:	0	Speed:	0 MPH	Dir:	E	Veh Mnvr/Ped Actn:		1	Obj Strk:					
31	102955855	10.309	08/28/2010 21:56	REAR END, SLOW OR STOP	\$ 3300	0	0	0	0	1	4	1	2	0	3	1
Unit	1 : 5	Alchl/Drgs:	0	Speed:	0 MPH	Dir:	W	Veh Mnvr/Ped Actn:		16	Obj Strk:					
Unit	2 : 1	Alchl/Drgs:	0	Speed:	0 MPH	Dir:	W	Veh Mnvr/Ped Actn:		16	Obj Strk:					
Unit	3 : 1	Alchl/Drgs:	0	Speed:	45 MPH	Dir:	W	Veh Mnvr/Ped Actn:		16	Obj Strk:					
32	105121213	10.309	05/24/2017 09:50	REAR END, SLOW OR STOP	\$ 2000	0	0	0	0	2	1	2	1	0	3	1
Unit	1 : 1	Alchl/Drgs:	0	Speed:	45 MPH	Dir:	W	Veh Mnvr/Ped Actn:		12	Obj Strk:					
Unit	2 : 1	Alchl/Drgs:	0	Speed:	3 MPH	Dir:	W	Veh Mnvr/Ped Actn:		12	Obj Strk:					
33	104493570	10.318	09/09/2015 17:30	REAR END, SLOW OR STOP	\$ 9000	0	0	0	0	1	1	1	1	0	3	1
Unit	1 : 4	Alchl/Drgs:	0	Speed:	30 MPH	Dir:	W	Veh Mnvr/Ped Actn:		11	Obj Strk:					
Unit	2 : 4	Alchl/Drgs:	0	Speed:	0 MPH	Dir:	W	Veh Mnvr/Ped Actn:		1	Obj Strk:					
34	104976435	10.320	11/30/2016 18:00	REAR END, SLOW OR STOP	\$ 1900	0	0	0	0	1	4	1	1	0	3	1
Unit	1 : 4	Alchl/Drgs:	0	Speed:	15 MPH	Dir:	NW	Veh Mnvr/Ped Actn:		12	Obj Strk:					
Unit	2 : 1	Alchl/Drgs:	0	Speed:	0 MPH	Dir:	NW	Veh Mnvr/Ped Actn:		1	Obj Strk:					

**North Carolina Department of Transportation
Traffic Engineering Accident Analysis System
Strip Analysis Report**

Acc No	Crash ID	Milepost	Date	Accident Type	Total Damage	Injuries				Condition			Road		Trfc Ctl	
						F	A	B	C	R	L	W	Ch	Ci	Dv	Op
35	103087379	10.328	01/30/2011 13:39	ANIMAL	\$ 1200	0	0	0	0	1	1	1	1	0	0	
Unit	1 : 4	Alchl/Drgs:	0	Speed:	45 MPH Dir: NW	Veh Mnvr/Ped Actn:				4	Obj Strk:		17			
36	103803091	10.365	06/26/2013 17:13	REAR END, SLOW OR STOP	\$ 1600	0	0	0	0	1	1	2	1	0	3	1
Unit	1 : 1	Alchl/Drgs:	0	Speed:	0 MPH Dir: W	Veh Mnvr/Ped Actn:				1	Obj Strk:					
Unit	2 : 1	Alchl/Drgs:	0	Speed:	15 MPH Dir: W	Veh Mnvr/Ped Actn:				4	Obj Strk:					
37	105211668	10.390	07/06/2014 11:01	SIDESWIPE, SAME DIRECTION	\$ 1200	0	0	0	0	1	1	1	7	0	0	
Unit	1 : 1	Alchl/Drgs:	0	Speed:	30 MPH Dir: SE	Veh Mnvr/Ped Actn:				4	Obj Strk:					
Unit	2 : 1	Alchl/Drgs:	0	Speed:	30 MPH Dir: SE	Veh Mnvr/Ped Actn:				5	Obj Strk:					
38	103648836	10.490	12/15/2012 11:58	SIDESWIPE, SAME DIRECTION	\$ 200	0	0	1	0	1	1	1	4	0	0	
Unit	1 : 1	Alchl/Drgs:	0	Speed:	40 MPH Dir: SE	Veh Mnvr/Ped Actn:				4	Obj Strk:					
Unit	2 : 21	Alchl/Drgs:	0	Speed:	0 MPH Dir:	Veh Mnvr/Ped Actn:					Obj Strk:					
39	105696917	10.490	11/16/2018 12:32	RIGHT TURN, DIFFERENT ROADWAYS	\$ 3000	0	0	0	0	1	1	1	1	0	14	1
Unit	1 : 1	Alchl/Drgs:	0	Speed:	10 MPH Dir: NE	Veh Mnvr/Ped Actn:				11	Obj Strk:					
Unit	2 : 1	Alchl/Drgs:	0	Speed:	5 MPH Dir: NW	Veh Mnvr/Ped Actn:				7	Obj Strk:					
40	103616873	10.581	11/27/2012 12:18	BACKING UP	\$ 4000	0	0	0	0	1	1	2	4	0	3	1
Unit	1 : 5	Alchl/Drgs:	0	Speed:	0 MPH Dir: E	Veh Mnvr/Ped Actn:				1	Obj Strk:					
Unit	2 : 4	Alchl/Drgs:	0	Speed:	5 MPH Dir: W	Veh Mnvr/Ped Actn:				10	Obj Strk:					
41	103664574	10.581	12/31/2012 10:49	REAR END, SLOW OR STOP	\$ 600	0	0	0	3	1	1	1	1	0	3	1
Unit	1 : 4	Alchl/Drgs:	0	Speed:	10 MPH Dir: E	Veh Mnvr/Ped Actn:				11	Obj Strk:					
Unit	2 : 1	Alchl/Drgs:	0	Speed:	30 MPH Dir: E	Veh Mnvr/Ped Actn:				11	Obj Strk:					
42	104938543	10.587	11/04/2016 23:41	RAN OFF ROAD - LEFT	\$ 4700	0	0	0	0	1	4	1	7	0	3	1
Unit	1 : 1	Alchl/Drgs:	1	Speed:	45 MPH Dir: E	Veh Mnvr/Ped Actn:				4	Obj Strk:		38			
43	102722330	10.591	11/04/2009 10:57	REAR END, SLOW OR STOP	\$ 10500	0	0	0	1	1	1	1	1	0	3	2
Unit	1 : 10	Alchl/Drgs:	0	Speed:	15 MPH Dir: E	Veh Mnvr/Ped Actn:				4	Obj Strk:					
Unit	2 : 1	Alchl/Drgs:	0	Speed:	0 MPH Dir: E	Veh Mnvr/Ped Actn:				1	Obj Strk:					
Unit	3 : 1	Alchl/Drgs:	0	Speed:	0 MPH Dir: E	Veh Mnvr/Ped Actn:				1	Obj Strk:					

**North Carolina Department of Transportation
Traffic Engineering Accident Analysis System
Strip Analysis Report**

Acc No	Crash ID	Milepost	Date	Accident Type	Total Damage	Injuries				Condition			Road		Trfc Ctl	
						F	A	B	C	R	L	W	Ch	Ci	Dv	Op
44	102812337	10.591	02/28/2010 12:13	REAR END, SLOW OR STOP	\$ 2700	0	0	0	0	1	1	1	1	0	3	1
Unit	1 : 1	Alchl/Drgs:	0	Speed:	0 MPH Dir: N	Veh Mnvr/Ped Actn:				4	Obj Strk:					
Unit	2 : 1	Alchl/Drgs:	0	Speed:	10 MPH Dir: E	Veh Mnvr/Ped Actn:				4	Obj Strk:					
45	103546172	10.591	09/14/2012 11:30	REAR END, SLOW OR STOP	\$ 1250	0	0	0	0	1	1	1	3	0	3	1
Unit	1 : 1	Alchl/Drgs:	0	Speed:	20 MPH Dir: E	Veh Mnvr/Ped Actn:				11	Obj Strk:					
Unit	2 : 1	Alchl/Drgs:	0	Speed:	5 MPH Dir: E	Veh Mnvr/Ped Actn:				4	Obj Strk:					
46	104206746	10.591	10/29/2014 16:28	SIDESWIPE, SAME DIRECTION	\$ 2400	0	0	0	0	2	4	3	7	0	3	1
Unit	1 : 1	Alchl/Drgs:	0	Speed:	45 MPH Dir: SW	Veh Mnvr/Ped Actn:				4	Obj Strk:					
Unit	2 : 1	Alchl/Drgs:	0	Speed:	5 MPH Dir: E	Veh Mnvr/Ped Actn:				5	Obj Strk:					
47	105523092	10.591	06/19/2018 12:25	RAN OFF ROAD - LEFT	\$ 3400	0	0	0	1	1	1	1	1	0		
Unit	1 : 1	Alchl/Drgs:	0	Speed:	45 MPH Dir: W	Veh Mnvr/Ped Actn:				4	Obj Strk:		33			
Unit	2 : 1	Alchl/Drgs:	0	Speed:	45 MPH Dir: E	Veh Mnvr/Ped Actn:				4	Obj Strk:					
48	103555900	10.595	09/16/2012 11:58	REAR END, SLOW OR STOP	\$ 9000	0	0	0	2	2	1	2	7	0	3	1
Unit	1 : 1	Alchl/Drgs:	0	Speed:	20 MPH Dir: SE	Veh Mnvr/Ped Actn:				5	Obj Strk:					
Unit	2 : 10	Alchl/Drgs:	0	Speed:	60 MPH Dir: SE	Veh Mnvr/Ped Actn:				4	Obj Strk:					
49	103149064	10.596	04/22/2011 13:27	REAR END, TURN	\$ 2900	0	0	0	0	2	1	3	1	0	3	1
Unit	1 : 1	Alchl/Drgs:	0	Speed:	0 MPH Dir: E	Veh Mnvr/Ped Actn:				7	Obj Strk:					
Unit	2 : 2	Alchl/Drgs:	0	Speed:	10 MPH Dir: E	Veh Mnvr/Ped Actn:				7	Obj Strk:					
50	103025373	10.598	11/13/2010 07:44	REAR END, SLOW OR STOP	\$ 10000	0	0	1	0	1	1	1	1	0	3	1
Unit	1 : 4	Alchl/Drgs:	1	Speed:	40 MPH Dir: SE	Veh Mnvr/Ped Actn:				4	Obj Strk:					
Unit	2 : 1	Alchl/Drgs:	0	Speed:	0 MPH Dir: SE	Veh Mnvr/Ped Actn:				1	Obj Strk:					
51	104088390	10.598	05/13/2014 14:11	REAR END, SLOW OR STOP	\$ 5500	0	0	0	0	1	1	1	1	0	12	1
Unit	1 : 2	Alchl/Drgs:	0	Speed:	45 MPH Dir: E	Veh Mnvr/Ped Actn:				4	Obj Strk:					
Unit	2 : 1	Alchl/Drgs:	0	Speed:	45 MPH Dir: E	Veh Mnvr/Ped Actn:				11	Obj Strk:					
52	102518490	10.600	01/18/2009 19:56	PEDESTRIAN	\$ 0	0	0	0	1	1	4	1	1	0	3	1
Unit	1 : 1	Alchl/Drgs:	0	Speed:	10 MPH Dir: E	Veh Mnvr/Ped Actn:				8	Obj Strk:		14			
Unit	2 : 24	Alchl/Drgs:	0	Speed:	0 MPH Dir:	Veh Mnvr/Ped Actn:					Obj Strk:		14			

**North Carolina Department of Transportation
Traffic Engineering Accident Analysis System
Strip Analysis Report**

Acc No	Crash ID	Milepost	Date	Accident Type	Total Damage	Injuries				Condition			Road		Trfc Ctl	
						F	A	B	C	R	L	W	Ch	Ci	Dv	Op
53	102607937	10.600	05/29/2009 22:14	REAR END, SLOW OR STOP	\$ 2500	0	0	0	1	2	4	3	1	0	3	1
Unit	1 : 1	Alchl/Drgs:	0	Speed:	0 MPH Dir: E	Veh Mnvr/Ped Actn:				1	Obj Strk:					
Unit	2 : 2	Alchl/Drgs:	0	Speed:	5 MPH Dir: E	Veh Mnvr/Ped Actn:				11	Obj Strk:					
Unit	3 : 2	Alchl/Drgs:	7	Speed:	0 MPH Dir: E	Veh Mnvr/Ped Actn:				16	Obj Strk:					
54	102612290	10.600	06/02/2009 21:17	ANGLE	\$ 4500	0	0	0	0	1	4	1	1	0	3	1
Unit	1 : 1	Alchl/Drgs:	0	Speed:	30 MPH Dir: W	Veh Mnvr/Ped Actn:				4	Obj Strk:					
Unit	2 : 1	Alchl/Drgs:	0	Speed:	25 MPH Dir: E	Veh Mnvr/Ped Actn:				8	Obj Strk:					
55	102650340	10.600	08/01/2009 13:26	ANGLE	\$ 1300	0	0	0	0	1	1	1	1	0	3	1
Unit	1 : 5	Alchl/Drgs:	0	Speed:	20 MPH Dir: E	Veh Mnvr/Ped Actn:				16	Obj Strk:					
Unit	2 : 1	Alchl/Drgs:	0	Speed:	45 MPH Dir: W	Veh Mnvr/Ped Actn:				16	Obj Strk:					
56	102825131	10.600	12/15/2009 09:35	OTHER COLLISION WITH VEHICLE	\$ 1500	0	0	0	1	1	1	1	1	0	3	1
Unit	1 : 4	Alchl/Drgs:	0	Speed:	0 MPH Dir: E	Veh Mnvr/Ped Actn:				16	Obj Strk:					
Unit	2 : 1	Alchl/Drgs:	0	Speed:	0 MPH Dir: N	Veh Mnvr/Ped Actn:				16	Obj Strk:					
57	102942841	10.600	08/11/2010 12:52	ANGLE	\$ 3000	0	0	0	0	1	1	1	1	0	3	1
Unit	1 : 1	Alchl/Drgs:	0	Speed:	10 MPH Dir: NE	Veh Mnvr/Ped Actn:				4	Obj Strk:					
Unit	2 : 32	Alchl/Drgs:	7	Speed:	40 MPH Dir: E	Veh Mnvr/Ped Actn:				16	Obj Strk:					
58	103271231	10.600	09/22/2011 15:48	ANGLE	\$ 21100	0	1	0	1	2	1	2	5	0	3	1
Unit	1 : 11	Alchl/Drgs:	0	Speed:	60 MPH Dir: SE	Veh Mnvr/Ped Actn:				11	Obj Strk:					
Unit	2 : 5	Alchl/Drgs:	0	Speed:	25 MPH Dir: NE	Veh Mnvr/Ped Actn:				4	Obj Strk:					
Unit	3 : 5	Alchl/Drgs:	0	Speed:	0 MPH Dir: NW	Veh Mnvr/Ped Actn:				1	Obj Strk:					
Unit	4 : 1	Alchl/Drgs:	0	Speed:	0 MPH Dir: NW	Veh Mnvr/Ped Actn:				1	Obj Strk:					
Unit	5 : 2	Alchl/Drgs:	0	Speed:	0 MPH Dir: NW	Veh Mnvr/Ped Actn:				1	Obj Strk:					
Unit	6 : 1	Alchl/Drgs:	0	Speed:	0 MPH Dir: NW	Veh Mnvr/Ped Actn:				1	Obj Strk:					
59	103283156	10.600	10/07/2011 15:38	ANGLE	\$ 2000	0	0	0	0	1	1	1	1	0	3	1
Unit	1 : 1	Alchl/Drgs:	0	Speed:	10 MPH Dir: SW	Veh Mnvr/Ped Actn:				12	Obj Strk:					
Unit	2 : 1	Alchl/Drgs:	0	Speed:	45 MPH Dir: NW	Veh Mnvr/Ped Actn:				4	Obj Strk:					
60	103314082	10.600	11/02/2011 10:44	ANGLE	\$ 2000	0	0	0	2	1	1	1	1	0	3	1
Unit	1 : 1	Alchl/Drgs:	0	Speed:	30 MPH Dir: SW	Veh Mnvr/Ped Actn:				4	Obj Strk:					
Unit	2 : 1	Alchl/Drgs:	0	Speed:	40 MPH Dir: W	Veh Mnvr/Ped Actn:				4	Obj Strk:					

**North Carolina Department of Transportation
Traffic Engineering Accident Analysis System
Strip Analysis Report**

Acc No	Crash ID	Milepost	Date	Accident Type	Total Damage	Injuries				Condition			Road		Trfc Ctl	
						F	A	B	C	R	L	W	Ch	Ci	Dv	Op
61	103364735	10.600	01/03/2012 18:51	ANGLE	\$ 4500	0	0	0	0	1	4	1	5	0	3	1
Unit	1 : 1	Alchl/Drugs:	0	Speed:	35 MPH	Dir:	W	Veh Mnvr/Ped Actn:				4	Obj Strk:			
Unit	2 : 1	Alchl/Drugs:	0	Speed:	25 MPH	Dir:	S	Veh Mnvr/Ped Actn:				4	Obj Strk:			
62	103472549	10.600	06/11/2012 14:57	ANGLE	\$ 5500	0	0	0	0	1	1	2	1	0	3	1
Unit	1 : 1	Alchl/Drugs:	0	Speed:	15 MPH	Dir:	S	Veh Mnvr/Ped Actn:				4	Obj Strk:			
Unit	2 : 1	Alchl/Drugs:	0	Speed:	10 MPH	Dir:	E	Veh Mnvr/Ped Actn:				4	Obj Strk:			
63	103528577	10.600	08/20/2012 08:16	REAR END, TURN	\$ 1200	0	0	0	0	2	1	3	1	0	3	1
Unit	1 : 1	Alchl/Drugs:	0	Speed:	5 MPH	Dir:	N	Veh Mnvr/Ped Actn:				7	Obj Strk:			
Unit	2 : 2	Alchl/Drugs:	0	Speed:	5 MPH	Dir:	N	Veh Mnvr/Ped Actn:				7	Obj Strk:			
64	103965782	10.600	02/07/2013 16:29	LEFT TURN, SAME ROADWAY	\$ 5500	0	0	0	2	1	1	1	1	0	3	1
Unit	1 : 1	Alchl/Drugs:	0	Speed:	15 MPH	Dir:	SW	Veh Mnvr/Ped Actn:				8	Obj Strk:			
Unit	2 : 2	Alchl/Drugs:	0	Speed:	25 MPH	Dir:	NE	Veh Mnvr/Ped Actn:				4	Obj Strk:			
65	103726595	10.600	04/05/2013 23:54	MOVABLE OBJECT	\$ 1300	0	0	0	0	1	4	1	5	0	3	1
Unit	1 : 4	Alchl/Drugs:	0	Speed:	20 MPH	Dir:	N	Veh Mnvr/Ped Actn:				4	Obj Strk:		18	
Unit	2 : 2	Alchl/Drugs:	1	Speed:	20 MPH	Dir:	E	Veh Mnvr/Ped Actn:				8	Obj Strk:		18	
66	103772677	10.600	05/31/2013 10:20	REAR END, SLOW OR STOP	\$ 75	0	0	0	1	1	1	1	1	0	1	1
Unit	1 : 2	Alchl/Drugs:	0	Speed:	2 MPH	Dir:	E	Veh Mnvr/Ped Actn:				4	Obj Strk:			
Unit	2 : 4	Alchl/Drugs:	0	Speed:	0 MPH	Dir:	E	Veh Mnvr/Ped Actn:				1	Obj Strk:			
67	103913144	10.600	11/02/2013 20:09	LEFT TURN, SAME ROADWAY	\$ 6000	0	0	0	0	2	4	2	3	0	3	1
Unit	1 : 1	Alchl/Drugs:	0	Speed:	10 MPH	Dir:	NW	Veh Mnvr/Ped Actn:				8	Obj Strk:			
Unit	2 : 1	Alchl/Drugs:	0	Speed:	20 MPH	Dir:	S	Veh Mnvr/Ped Actn:				4	Obj Strk:			
68	104317763	10.600	02/14/2015 10:30	LEFT TURN, SAME ROADWAY	\$ 4000	0	0	1	3	1	1	1	1	0	3	1
Unit	1 : 1	Alchl/Drugs:	0	Speed:	30 MPH	Dir:	W	Veh Mnvr/Ped Actn:				4	Obj Strk:			
Unit	2 : 1	Alchl/Drugs:	0	Speed:	10 MPH	Dir:	NE	Veh Mnvr/Ped Actn:				8	Obj Strk:			
69	104370542	10.600	04/27/2015 07:17	OTHER COLLISION WITH VEHICLE	\$ 1000	0	0	1	0	1	1	1	3	0	3	1
Unit	1 : 20	Alchl/Drugs:	7	Speed:	15 MPH	Dir:	S	Veh Mnvr/Ped Actn:				4	Obj Strk:			
Unit	2 : 2	Alchl/Drugs:	0	Speed:	15 MPH	Dir:	NE	Veh Mnvr/Ped Actn:				8	Obj Strk:			

**North Carolina Department of Transportation
Traffic Engineering Accident Analysis System
Strip Analysis Report**

Acc No	Crash ID	Milepost	Date	Accident Type	Total Damage	Injuries				Condition			Road		Trfc Ctl	
						F	A	B	C	R	L	W	Ch	Ci	Dv	Op
70	104627984	10.600	12/25/2015 20:38	LEFT TURN, SAME ROADWAY	\$ 5500	0	0	0	0	2	4	2	3	0	3	1
Unit	1 : 4	Alchl/Drgs:	0	Speed:	20 MPH	Dir:	SW	Veh Mnvr/Ped Actn:				4	Obj Strk:			
Unit	2 : 1	Alchl/Drgs:	0	Speed:	10 MPH	Dir:	N	Veh Mnvr/Ped Actn:				8	Obj Strk:			
71	104650492	10.600	01/29/2016 15:34	LEFT TURN, SAME ROADWAY	\$ 2000	0	0	0	0	1	1	1	1	0		
Unit	1 : 1	Alchl/Drgs:	0	Speed:	10 MPH	Dir:	W	Veh Mnvr/Ped Actn:				4	Obj Strk:			
Unit	2 : 1	Alchl/Drgs:	7	Speed:	15 MPH	Dir:	W	Veh Mnvr/Ped Actn:				8	Obj Strk:			
72	104703105	10.600	03/27/2016 16:44	ANGLE	\$ 1100	0	0	0	0	2	1	3	1	0	3	1
Unit	1 : 1	Alchl/Drgs:	0	Speed:	10 MPH	Dir:	W	Veh Mnvr/Ped Actn:				4	Obj Strk:			
Unit	2 : 1	Alchl/Drgs:	0	Speed:	10 MPH	Dir:	E	Veh Mnvr/Ped Actn:				8	Obj Strk:			
73	104832877	10.600	07/27/2016 21:33	LEFT TURN, SAME ROADWAY	\$ 8000	0	0	0	1	1	4	1	1	0	3	1
Unit	1 : 3	Alchl/Drgs:	0	Speed:	20 MPH	Dir:	NE	Veh Mnvr/Ped Actn:				4	Obj Strk:			
Unit	2 : 2	Alchl/Drgs:	0	Speed:	25 MPH	Dir:	SW	Veh Mnvr/Ped Actn:				8	Obj Strk:			
74	104844298	10.600	08/05/2016 14:49	REAR END, SLOW OR STOP	\$ 4300	0	0	0	0	1	1	2	3	0	3	1
Unit	1 : 5	Alchl/Drgs:	0	Speed:	10 MPH	Dir:	SE	Veh Mnvr/Ped Actn:				4	Obj Strk:			
Unit	2 : 1	Alchl/Drgs:	0	Speed:	3 MPH	Dir:	SE	Veh Mnvr/Ped Actn:				11	Obj Strk:			
Unit	3 : 1	Alchl/Drgs:	0	Speed:	2 MPH	Dir:	SE	Veh Mnvr/Ped Actn:				8	Obj Strk:			
75	104845240	10.600	08/23/2016 08:01	RIGHT TURN, SAME ROADWAY	\$ 300	0	0	1	0	1	1	1	7	0	3	1
Unit	1 : 1	Alchl/Drgs:	0	Speed:	10 MPH	Dir:	NE	Veh Mnvr/Ped Actn:				7	Obj Strk:		14	
Unit	2 : 24	Alchl/Drgs:	0	Speed:	0 MPH	Dir:		Veh Mnvr/Ped Actn:					Obj Strk:		14	
76	104885827	10.600	09/21/2016 20:18	ANGLE	\$ 14000	0	0	0	1	2	4	3	1	0	3	1
Unit	1 : 1	Alchl/Drgs:	0	Speed:	45 MPH	Dir:	W	Veh Mnvr/Ped Actn:				4	Obj Strk:			
Unit	2 : 1	Alchl/Drgs:	0	Speed:	20 MPH	Dir:	S	Veh Mnvr/Ped Actn:				4	Obj Strk:			
77	105079983	10.600	03/01/2017 16:30	REAR END, SLOW OR STOP	\$ 100	0	0	0	0	1	1	1	1	0	2	1
Unit	1 : 1	Alchl/Drgs:	0	Speed:	2 MPH	Dir:	N	Veh Mnvr/Ped Actn:				12	Obj Strk:			
Unit	2 : 2	Alchl/Drgs:	0	Speed:	0 MPH	Dir:	N	Veh Mnvr/Ped Actn:				1	Obj Strk:			
78	105083112	10.600	03/10/2017 09:24	OVERTURN/ROLLOVER	\$ 65000	0	0	0	0	2	1	2	7	0	3	1
Unit	1 : 14	Alchl/Drgs:	0	Speed:	55 MPH	Dir:	SE	Veh Mnvr/Ped Actn:				15	Obj Strk:			

**North Carolina Department of Transportation
Traffic Engineering Accident Analysis System
Strip Analysis Report**

Acc No	Crash ID	Milepost	Date	Accident Type	Total Damage	Injuries				Condition			Road		Trfc Ctl	
						F	A	B	C	R	L	W	Ch	Ci	Dv	Op
79	105082271	10.600	04/17/2017 10:40	LEFT TURN, DIFFERENT ROADWAYS	\$ 10000	0	0	0	2	1	1	1	1	0	3	1
Unit	1 : 1	Alchl/Drugs:	0	Speed: 10 MPH Dir: W		Veh Mnvr/Ped Actn: 8				Obj Strk:						
Unit	2 : 4	Alchl/Drugs:	0	Speed: 35 MPH Dir: E		Veh Mnvr/Ped Actn: 4				Obj Strk:						
80	105121215	10.600	05/24/2017 14:50	REAR END, SLOW OR STOP	\$ 500	0	0	0	0	1	1	2	3	0	0	2
Unit	1 : 1	Alchl/Drugs:	0	Speed: 0 MPH Dir: W		Veh Mnvr/Ped Actn: 1				Obj Strk:						
Unit	2 : 2	Alchl/Drugs:	0	Speed: 10 MPH Dir: W		Veh Mnvr/Ped Actn: 4				Obj Strk:						
81	105223487	10.600	08/07/2017 12:45	LEFT TURN, SAME ROADWAY	\$ 500	0	0	0	0	1	1	2	1	0	1	1
Unit	1 : 1	Alchl/Drugs:	0	Speed: 5 MPH Dir: S		Veh Mnvr/Ped Actn: 8				Obj Strk: 15						
Unit	2 : 23	Alchl/Drugs:	0	Speed: 0 MPH Dir:		Veh Mnvr/Ped Actn:				Obj Strk: 15						
82	105533475	10.600	05/03/2018 09:08	RIGHT TURN, DIFFERENT ROADWAYS	\$ 4500	0	0	0	0	1	1	1	1	0	0	
Unit	1 : 5	Alchl/Drugs:	0	Speed: 10 MPH Dir: S		Veh Mnvr/Ped Actn: 4				Obj Strk:						
Unit	2 : 1	Alchl/Drugs:	0	Speed: 5 MPH Dir: W		Veh Mnvr/Ped Actn: 4				Obj Strk:						
83	105535337	10.600	06/12/2018 13:16	LEFT TURN, DIFFERENT ROADWAYS	\$ 21000	1	0	1	0	1	1	1	1	0	3	1
Unit	1 : 12	Alchl/Drugs:	0	Speed: 47 MPH Dir: E		Veh Mnvr/Ped Actn: 4				Obj Strk:						
Unit	2 : 1	Alchl/Drugs:	0	Speed: 30 MPH Dir: N		Veh Mnvr/Ped Actn: 8				Obj Strk:						
84	105714978	10.600	11/20/2018 17:19	SIDESWIPE, SAME DIRECTION	\$ 1500	0	0	0	0	1	4	1	1	0	12	1
Unit	1 : 1	Alchl/Drugs:	0	Speed: 10 MPH Dir: S		Veh Mnvr/Ped Actn: 4				Obj Strk:						
Unit	2 : 1	Alchl/Drugs:	0	Speed: 10 MPH Dir: S		Veh Mnvr/Ped Actn: 4				Obj Strk:						
85	103528574	10.603	08/17/2012 20:40	REAR END, SLOW OR STOP	\$ 3500	0	0	0	1	2	4	3	1	0	3	1
Unit	1 : 5	Alchl/Drugs:	0	Speed: 0 MPH Dir: W		Veh Mnvr/Ped Actn: 1				Obj Strk:						
Unit	2 : 1	Alchl/Drugs:	0	Speed: 40 MPH Dir: W		Veh Mnvr/Ped Actn: 11				Obj Strk:						
86	105080101	10.603	04/04/2017 09:34	REAR END, SLOW OR STOP	\$ 1900	0	0	0	0	1	1	1	1	0	3	1
Unit	1 : 1	Alchl/Drugs:	0	Speed: 0 MPH Dir: NW		Veh Mnvr/Ped Actn: 1				Obj Strk:						
Unit	2 : 10	Alchl/Drugs:	0	Speed: 3 MPH Dir: NW		Veh Mnvr/Ped Actn: 12				Obj Strk:						
87	105696913	10.605	11/17/2018 13:46	REAR END, TURN	\$ 3500	0	0	0	0	1	1	1	5	0	3	1
Unit	1 : 1	Alchl/Drugs:	0	Speed: 10 MPH Dir: W		Veh Mnvr/Ped Actn: 11				Obj Strk:						
Unit	2 : 1	Alchl/Drugs:	0	Speed: 15 MPH Dir: W		Veh Mnvr/Ped Actn: 11				Obj Strk:						

**North Carolina Department of Transportation
Traffic Engineering Accident Analysis System
Strip Analysis Report**

Acc No	Crash ID	Milepost	Date	Accident Type	Total Damage	Injuries				Condition			Road		Trfc Ctl	
						F	A	B	C	R	L	W	Ch	Ci	Dv	Op
88	103160463	10.606	04/25/2011 07:58	PEDALCYCLIST	\$ 500	0	1	0	0	1	1	2	5	0	3	1
Unit	1 : 5	Alchl/Drugs:	0	Speed:	20 MPH	Dir:	SE	Veh Mnvr/Ped Actn:				8	Obj Strk:		15	
Unit	2 : 23	Alchl/Drugs:	0	Speed:	0 MPH	Dir:		Veh Mnvr/Ped Actn:					Obj Strk:		15	
89	103566424	10.609	09/26/2012 17:00	REAR END, SLOW OR STOP	\$ 3500	0	0	0	0	1	1	1	1	0	3	1
Unit	1 : 1	Alchl/Drugs:	0	Speed:	0 MPH	Dir:	W	Veh Mnvr/Ped Actn:				1	Obj Strk:			
Unit	2 : 4	Alchl/Drugs:	0	Speed:	5 MPH	Dir:	W	Veh Mnvr/Ped Actn:				12	Obj Strk:			
90	103810582	10.619	07/12/2013 15:34	REAR END, SLOW OR STOP	\$ 1000	0	0	0	1	1	1	2	1	0	3	1
Unit	1 : 4	Alchl/Drugs:	0	Speed:	0 MPH	Dir:	W	Veh Mnvr/Ped Actn:				11	Obj Strk:			
Unit	2 : 2	Alchl/Drugs:	0	Speed:	5 MPH	Dir:	W	Veh Mnvr/Ped Actn:				11	Obj Strk:			
91	104638176	10.619	12/08/2015 19:12	SIDESWIPE, SAME DIRECTION	\$ 3000	0	0	0	0	1	4	1	1	0	3	1
Unit	1 : 1	Alchl/Drugs:	0	Speed:	30 MPH	Dir:	NW	Veh Mnvr/Ped Actn:				5	Obj Strk:			
Unit	2 : 4	Alchl/Drugs:	0	Speed:	30 MPH	Dir:	NW	Veh Mnvr/Ped Actn:				4	Obj Strk:			
92	104703534	10.619	03/30/2016 08:48	REAR END, SLOW OR STOP	\$ 900	0	0	0	2	1	1	1	1	0	3	1
Unit	1 : 1	Alchl/Drugs:	0	Speed:	25 MPH	Dir:	W	Veh Mnvr/Ped Actn:				11	Obj Strk:			
Unit	2 : 1	Alchl/Drugs:	0	Speed:	0 MPH	Dir:	W	Veh Mnvr/Ped Actn:				11	Obj Strk:			
93	105533705	10.619	06/08/2018 11:17	SIDESWIPE, SAME DIRECTION	\$ 4000	0	0	0	0	1	1	1	1	0	0	2
Unit	1 : 1	Alchl/Drugs:	0	Speed:	40 MPH	Dir:	E	Veh Mnvr/Ped Actn:				4	Obj Strk:			
Unit	2 : 2	Alchl/Drugs:	0	Speed:	45 MPH	Dir:	E	Veh Mnvr/Ped Actn:				15	Obj Strk:			
94	102738342	10.620	11/16/2009 07:57	MOVABLE OBJECT	\$ 5900	0	0	0	0	1	1	1	5	0	3	1
Unit	1 : 1	Alchl/Drugs:	0	Speed:	0 MPH	Dir:	W	Veh Mnvr/Ped Actn:				16	Obj Strk:			
Unit	2 : 1	Alchl/Drugs:	0	Speed:	40 MPH	Dir:	E	Veh Mnvr/Ped Actn:				16	Obj Strk:		18	
95	102494410	10.628	12/20/2008 03:08	RAN OFF ROAD - RIGHT	\$ 2500	0	0	0	0	2	4	2	1	0		2
Unit	1 : 1	Alchl/Drugs:	0	Speed:	65 MPH	Dir:	W	Veh Mnvr/Ped Actn:				4	Obj Strk:		59	
96	103367053	10.640	01/11/2012 17:44	RIGHT TURN, SAME ROADWAY	\$ 2500	0	0	0	1	2	4	2	1	0	3	1
Unit	1 : 1	Alchl/Drugs:	0	Speed:	5 MPH	Dir:	NW	Veh Mnvr/Ped Actn:				4	Obj Strk:			
Unit	2 : 1	Alchl/Drugs:	0	Speed:	5 MPH	Dir:	SW	Veh Mnvr/Ped Actn:				7	Obj Strk:			

**North Carolina Department of Transportation
Traffic Engineering Accident Analysis System
Strip Analysis Report**

Acc No	Crash ID	Milepost	Date	Accident Type	Total Damage	Injuries				Condition			Road		Trfc Ctl	
						F	A	B	C	R	L	W	Ch	Ci	Dv	Op
97	103953631	10.645	12/18/2013 02:54	RAN OFF ROAD - RIGHT	\$ 7000	0	0	0	2	1	4	1	1	0		2
Unit	1 : 4	Alchl/Drgs:	1	Speed: 50 MPH	Dir: W	Veh Mnvr/Ped Actn:				16	Obj Strk:		38			
98	102737909	10.653	11/19/2009 05:54	REAR END, SLOW OR STOP	\$ 3500	0	0	0	1	2	4	3	1	0	0	
Unit	1 : 1	Alchl/Drgs:	0	Speed: 45 MPH	Dir: NW	Veh Mnvr/Ped Actn:				11	Obj Strk:					
Unit	2 : 1	Alchl/Drgs:	0	Speed: 25 MPH	Dir: NW	Veh Mnvr/Ped Actn:				11	Obj Strk:					
99	104469513	10.660	08/17/2015 14:25	RIGHT TURN, SAME ROADWAY	\$ 1400	0	0	0	0	1	1	1	1	0	1	
Unit	1 : 1	Alchl/Drgs:	0	Speed: 10 MPH	Dir: N	Veh Mnvr/Ped Actn:				7	Obj Strk:					
Unit	2 : 1	Alchl/Drgs:	0	Speed: 5 MPH	Dir: N	Veh Mnvr/Ped Actn:				1	Obj Strk:					
100	104885530	10.660	09/22/2016 14:26	LEFT TURN, SAME ROADWAY	\$ 1700	0	0	0	0	1	1	2	1	0	1	1
Unit	1 : 2	Alchl/Drgs:	0	Speed: 10 MPH	Dir: E	Veh Mnvr/Ped Actn:				8	Obj Strk:					
Unit	2 : 1	Alchl/Drgs:	0	Speed: 10 MPH	Dir: W	Veh Mnvr/Ped Actn:				8	Obj Strk:					
101	105266518	10.690	10/17/2017 08:06	ANIMAL	\$ 2000	0	0	0	0	1	1	1	1	0	0	
Unit	1 : 1	Alchl/Drgs:	0	Speed: 35 MPH	Dir: SE	Veh Mnvr/Ped Actn:				4	Obj Strk:		17			
102	104012519	10.770	02/12/2014 13:30	REAR END, SLOW OR STOP	\$ 2000	0	0	0	0	5	1	4	1	1	3	1
Unit	1 : 4	Alchl/Drgs:	0	Speed: 10 MPH	Dir: W	Veh Mnvr/Ped Actn:				11	Obj Strk:					
Unit	2 : 4	Alchl/Drgs:	0	Speed: 20 MPH	Dir: W	Veh Mnvr/Ped Actn:				11	Obj Strk:					
103	104738139	10.770	05/06/2016 16:52	REAR END, SLOW OR STOP	\$ 3500	0	0	0	1	2	1	2	1	0	0	
Unit	1 : 2	Alchl/Drgs:	0	Speed: 0 MPH	Dir: NW	Veh Mnvr/Ped Actn:				1	Obj Strk:					
Unit	2 : 1	Alchl/Drgs:	0	Speed: 0 MPH	Dir: NW	Veh Mnvr/Ped Actn:				1	Obj Strk:					
Unit	3 : 4	Alchl/Drgs:	0	Speed: 40 MPH	Dir: NW	Veh Mnvr/Ped Actn:				11	Obj Strk:					
104	105605666	10.770	02/11/2018 10:05	RIGHT TURN, DIFFERENT ROADWAYS	\$ 100	0	0	1	0	2	1	2	1	0	0	
Unit	1 : 1	Alchl/Drgs:	0	Speed: 8 MPH	Dir: SE	Veh Mnvr/Ped Actn:				7	Obj Strk:		15			
Unit	2 : 23	Alchl/Drgs:	0	Speed: 0 MPH	Dir:	Veh Mnvr/Ped Actn:					Obj Strk:		15			
105	105519601	10.850	04/14/2018 15:32	REAR END, SLOW OR STOP	\$ 5300	0	0	0	1	1	1	1	1	0	3	1
Unit	1 : 1	Alchl/Drgs:	0	Speed: 35 MPH	Dir: E	Veh Mnvr/Ped Actn:				4	Obj Strk:					
Unit	2 : 2	Alchl/Drgs:	0	Speed: 0 MPH	Dir: E	Veh Mnvr/Ped Actn:				1	Obj Strk:					
Unit	3 : 1	Alchl/Drgs:	0	Speed: 5 MPH	Dir: E	Veh Mnvr/Ped Actn:				11	Obj Strk:					

**North Carolina Department of Transportation
Traffic Engineering Accident Analysis System
Strip Analysis Report**

Acc No	Crash ID	Milepost	Date	Accident Type	Total Damage	Injuries				Condition			Road		Trfc Ctl	
						F	A	B	C	R	L	W	Ch	Ci	Dv	Op
106	105270100	10.870	09/25/2017 16:51	REAR END, SLOW OR STOP	\$ 25400	0	0	0	0	1	1	2	1	0		
Unit	1 : 4	Alchl/Drgs:	0	Speed: 50 MPH Dir: W		Veh Mnvr/Ped Actn:		11	Obj Strk:							
Unit	2 : 4	Alchl/Drgs:	0	Speed: 50 MPH Dir: W		Veh Mnvr/Ped Actn:		11	Obj Strk:							
Unit	3 : 5	Alchl/Drgs:	0	Speed: 50 MPH Dir: W		Veh Mnvr/Ped Actn:		11	Obj Strk:							
Unit	4 : 1	Alchl/Drgs:	0	Speed: 50 MPH Dir: W		Veh Mnvr/Ped Actn:		11	Obj Strk:							

107	103735301	10.878	04/09/2013 08:49	REAR END, SLOW OR STOP	\$ 13600	0	0	0	1	1	1	1	1	0	3	1
Unit	1 : 1	Alchl/Drgs:	0	Speed: 5 MPH Dir: S		Veh Mnvr/Ped Actn:		12	Obj Strk:							
Unit	2 : 1	Alchl/Drgs:	0	Speed: 5 MPH Dir: S		Veh Mnvr/Ped Actn:		12	Obj Strk:							
Unit	3 : 2	Alchl/Drgs:	0	Speed: 10 MPH Dir: S		Veh Mnvr/Ped Actn:		12	Obj Strk:							
Unit	4 : 1	Alchl/Drgs:	0	Speed: 5 MPH Dir: S		Veh Mnvr/Ped Actn:		12	Obj Strk:							
Unit	5 : 16	Alchl/Drgs:	0	Speed: 40 MPH Dir: S		Veh Mnvr/Ped Actn:		4	Obj Strk:							

108	102589577	10.913	05/01/2009 10:00	SIDESWIPE, SAME DIRECTION	\$ 1400	0	0	0	0	1	1	2	1	0	0	
Unit	1 : 16	Alchl/Drgs:	0	Speed: 25 MPH Dir: W		Veh Mnvr/Ped Actn:		5	Obj Strk:							
Unit	2 : 5	Alchl/Drgs:	0	Speed: 45 MPH Dir: W		Veh Mnvr/Ped Actn:		4	Obj Strk:							

109	104232458	10.925	11/26/2014 16:53	REAR END, SLOW OR STOP	\$ 14000	0	0	0	0	1	1	2	1	0	3	1
Unit	1 : 1	Alchl/Drgs:	1	Speed: 70 MPH Dir: NW		Veh Mnvr/Ped Actn:		4	Obj Strk:							
Unit	2 : 1	Alchl/Drgs:	0	Speed: 30 MPH Dir: NW		Veh Mnvr/Ped Actn:		4	Obj Strk:							

110	103256096	10.942	09/14/2011 07:43	REAR END, SLOW OR STOP	\$ 100	0	0	0	1	1	1	1	1	0	12	1
Unit	1 : 1	Alchl/Drgs:	0	Speed: 45 MPH Dir: SE		Veh Mnvr/Ped Actn:		4	Obj Strk:							
Unit	2 : 1	Alchl/Drgs:	0	Speed: 40 MPH Dir: SE		Veh Mnvr/Ped Actn:		4	Obj Strk:							

111	105223519	10.950	07/21/2017 16:58	SIDESWIPE, SAME DIRECTION	\$ 4500	0	0	0	0	1	1	1	1	0	3	1
Unit	1 : 1	Alchl/Drgs:	0	Speed: 45 MPH Dir: S		Veh Mnvr/Ped Actn:		4	Obj Strk:							
Unit	2 : 1	Alchl/Drgs:	0	Speed: 45 MPH Dir: S		Veh Mnvr/Ped Actn:		4	Obj Strk:							

112	103942578	10.961	11/13/2013 07:45	REAR END, SLOW OR STOP	\$ 15600	0	0	1	1	1	1	1	1	0	3	1
Unit	1 : 4	Alchl/Drgs:	0	Speed: 30 MPH Dir: S		Veh Mnvr/Ped Actn:		4	Obj Strk:							
Unit	2 : 2	Alchl/Drgs:	0	Speed: 0 MPH Dir: S		Veh Mnvr/Ped Actn:		1	Obj Strk:							
Unit	3 : 4	Alchl/Drgs:	0	Speed: 0 MPH Dir: S		Veh Mnvr/Ped Actn:		1	Obj Strk:							
Unit	4 : 4	Alchl/Drgs:	0	Speed: 0 MPH Dir: S		Veh Mnvr/Ped Actn:		1	Obj Strk:							

113	105223486	10.967	08/09/2017 11:36	REAR END, SLOW OR STOP	\$ 3000	0	0	0	2	1	1	1	1	0	3	1
Unit	1 : 5	Alchl/Drgs:	0	Speed: 5 MPH Dir: S		Veh Mnvr/Ped Actn:		12	Obj Strk:							
Unit	2 : 1	Alchl/Drgs:	0	Speed: 45 MPH Dir: S		Veh Mnvr/Ped Actn:		4	Obj Strk:							

**North Carolina Department of Transportation
Traffic Engineering Accident Analysis System
Strip Analysis Report**

Acc No	Crash ID	Milepost	Date	Accident Type	Total Damage	Injuries				Condition			Road		Trfc Ctl	
						F	A	B	C	R	L	W	Ch	Ci	Dv	Op
114	104480074	10.968	08/27/2015 17:50	REAR END, SLOW OR STOP	\$ 1000	0	0	0	2	1	1	1	3	0	3	1
Unit	1 : 1	Alchl/Drgs:	0	Speed: 10 MPH Dir: NE		Veh Mnvr/Ped Actn: 4				Obj Strk:						
Unit	2 : 1	Alchl/Drgs:	0	Speed: 20 MPH Dir: NW		Veh Mnvr/Ped Actn: 4				Obj Strk:						
115	103575124	10.969	10/03/2012 20:39	PEDESTRIAN	\$ 0	0	0	0	1	1	4	1	1	0	3	1
Unit	1 : 4	Alchl/Drgs:	1	Speed: 30 MPH Dir: N		Veh Mnvr/Ped Actn: 11				Obj Strk: 14						
Unit	2 : 24	Alchl/Drgs:	0	Speed: 0 MPH Dir:		Veh Mnvr/Ped Actn:				Obj Strk: 14						
116	102543334	10.970	02/28/2009 18:13	RIGHT TURN, DIFFERENT ROADWAYS	\$ 1100	0	0	0	0	2	4	3	1	0	3	1
Unit	1 : 2	Alchl/Drgs:	0	Speed: 5 MPH Dir: W		Veh Mnvr/Ped Actn: 9				Obj Strk:						
Unit	2 : 5	Alchl/Drgs:	0	Speed: 10 MPH Dir: W		Veh Mnvr/Ped Actn: 8				Obj Strk:						
117	102799876	10.970	02/10/2010 18:58	LEFT TURN, SAME ROADWAY	\$ 1800	0	0	0	0	1	4	1	1	0	3	1
Unit	1 : 1	Alchl/Drgs:	0	Speed: 45 MPH Dir: SE		Veh Mnvr/Ped Actn: 4				Obj Strk:						
Unit	2 : 1	Alchl/Drgs:	0	Speed: 15 MPH Dir: NW		Veh Mnvr/Ped Actn: 8				Obj Strk:						
118	102883083	10.970	05/20/2010 22:31	PARKED MOTOR VEHICLE	\$ 2000	0	0	0	0	1	4	2	1	0	3	1
Unit	1 : 1	Alchl/Drgs:	0	Speed: 3 MPH Dir: E		Veh Mnvr/Ped Actn: 12				Obj Strk:						
Unit	2 : 1	Alchl/Drgs:	0	Speed: 5 MPH Dir: E		Veh Mnvr/Ped Actn: 7				Obj Strk:						
119	103619964	10.970	11/09/2012 16:15	OTHER COLLISION WITH VEHICLE	\$ 2750	0	0	0	0	1	1	1	1	0	3	1
Unit	1 : 3	Alchl/Drgs:	0	Speed: 15 MPH Dir: E		Veh Mnvr/Ped Actn: 4				Obj Strk:						
Unit	2 : 1	Alchl/Drgs:	0	Speed: 45 MPH Dir: S		Veh Mnvr/Ped Actn: 4				Obj Strk:						
120	103888551	10.970	08/13/2013 13:34	LEFT TURN, DIFFERENT ROADWAYS	\$ 4000	0	0	0	1	1	1	1	1	0	3	1
Unit	1 : 1	Alchl/Drgs:	0	Speed: 0 MPH Dir: W		Veh Mnvr/Ped Actn: 1				Obj Strk:						
Unit	2 : 2	Alchl/Drgs:	1	Speed: 25 MPH Dir: E		Veh Mnvr/Ped Actn: 8				Obj Strk:						
121	104126656	10.970	06/21/2014 10:58	ANGLE	\$ 4540	0	0	0	1	1	1	1	1	0	3	1
Unit	1 : 1	Alchl/Drgs:	0	Speed: 45 MPH Dir: SE		Veh Mnvr/Ped Actn: 4				Obj Strk:						
Unit	2 : 1	Alchl/Drgs:	0	Speed: 15 MPH Dir: W		Veh Mnvr/Ped Actn: 4				Obj Strk:						
122	104166267	10.970	09/01/2014 16:09	ANGLE	\$ 3500	0	0	0	1	1	1	1	1	0	3	1
Unit	1 : 2	Alchl/Drgs:	0	Speed: 40 MPH Dir: E		Veh Mnvr/Ped Actn: 4				Obj Strk:						
Unit	2 : 17	Alchl/Drgs:	0	Speed: 10 MPH Dir: N		Veh Mnvr/Ped Actn: 12				Obj Strk:						

**North Carolina Department of Transportation
Traffic Engineering Accident Analysis System
Strip Analysis Report**

Acc No	Crash ID	Milepost	Date	Accident Type	Total Damage	Injuries				Condition			Road		Trfc Ctl	
						F	A	B	C	R	L	W	Ch	Ci	Dv	Op
123	103500440	10.973	07/16/2012 15:01	REAR END, SLOW OR STOP	\$ 10500	0	0	0	0	1	1	1	1	0	3	1
Unit	1 : 1	Alchl/Drgs:	0	Speed: 35 MPH Dir: NW		Veh Mnvr/Ped Actn:				4	Obj Strk:					
Unit	2 : 5	Alchl/Drgs:	0	Speed: 5 MPH Dir: NW		Veh Mnvr/Ped Actn:				11	Obj Strk:					
124	103516225	10.973	08/02/2012 18:23	REAR END, SLOW OR STOP	\$ 3500	0	0	0	1	1	1	2	1	0	12	1
Unit	1 : 1	Alchl/Drgs:	0	Speed: 55 MPH Dir: N		Veh Mnvr/Ped Actn:				4	Obj Strk:					
Unit	2 : 4	Alchl/Drgs:	0	Speed: 0 MPH Dir: N		Veh Mnvr/Ped Actn:				1	Obj Strk:					
125	102843120	10.974	04/13/2010 20:26	REAR END, SLOW OR STOP	\$ 800	0	0	1	0	1	4	1	4	0	3	1
Unit	1 : 2	Alchl/Drgs:	3	Speed: 45 MPH Dir: N		Veh Mnvr/Ped Actn:				4	Obj Strk:					
Unit	2 : 1	Alchl/Drgs:	0	Speed: 0 MPH Dir: N		Veh Mnvr/Ped Actn:				1	Obj Strk:					
Unit	3 : 1	Alchl/Drgs:	0	Speed: 0 MPH Dir: N		Veh Mnvr/Ped Actn:				1	Obj Strk:					
126	105197182	10.974	06/06/2017 14:51	REAR END, SLOW OR STOP	\$ 25000	0	0	2	0	1	1	1	1	0	3	1
Unit	1 : 4	Alchl/Drgs:	0	Speed: 45 MPH Dir: E		Veh Mnvr/Ped Actn:				4	Obj Strk:					
Unit	2 : 4	Alchl/Drgs:	0	Speed: 0 MPH Dir: E		Veh Mnvr/Ped Actn:				1	Obj Strk:					
Unit	3 : 7	Alchl/Drgs:	0	Speed: 0 MPH Dir: E		Veh Mnvr/Ped Actn:				1	Obj Strk:					
127	105559195	10.976	06/25/2018 19:39	REAR END, SLOW OR STOP	\$ 8000	0	0	1	1	1	1	1	1	0		
Unit	1 : 1	Alchl/Drgs:	0	Speed: 41 MPH Dir: S		Veh Mnvr/Ped Actn:				4	Obj Strk:					
Unit	2 : 1	Alchl/Drgs:	0	Speed: 30 MPH Dir: S		Veh Mnvr/Ped Actn:				11	Obj Strk:					
128	104421412	10.980	06/22/2015 13:15	REAR END, SLOW OR STOP	\$ 10850	0	0	0	1	1	1	1	1	0	3	1
Unit	1 : 1	Alchl/Drgs:	0	Speed: 40 MPH Dir: W		Veh Mnvr/Ped Actn:				4	Obj Strk:					
Unit	2 : 1	Alchl/Drgs:	0	Speed: 0 MPH Dir: W		Veh Mnvr/Ped Actn:				1	Obj Strk:					
Unit	3 : 1	Alchl/Drgs:	0	Speed: 0 MPH Dir: W		Veh Mnvr/Ped Actn:				1	Obj Strk:					
129	104716766	11.008	04/12/2016 19:00	ANIMAL	\$ 1500	0	0	0	0	2	1	2	1	0	0	
Unit	1 : 1	Alchl/Drgs:	0	Speed: 40 MPH Dir: W		Veh Mnvr/Ped Actn:				4	Obj Strk:		17			
130	105082035	11.091	04/18/2017 23:41	ANIMAL	\$ 1500	0	0	0	0	1	5	2	7	0	0	
Unit	1 : 1	Alchl/Drgs:	0	Speed: 45 MPH Dir: W		Veh Mnvr/Ped Actn:				4	Obj Strk:		17			
131	104446752	11.120	07/20/2015 06:37	RAN OFF ROAD - RIGHT	\$ 16500	0	0	1	0	1	3	1	4	0	0	
Unit	1 : 1	Alchl/Drgs:	0	Speed: 60 MPH Dir: S		Veh Mnvr/Ped Actn:				4	Obj Strk:		42			

**North Carolina Department of Transportation
Traffic Engineering Accident Analysis System
Strip Analysis Report**

Acc No	Crash ID	Milepost	Date	Accident Type	Total Damage	Injuries				Condition			Road		Trfc Ctl	
						F	A	B	C	R	L	W	Ch	Ci	Dv	Op
132	104085529	11.142	05/24/2014 04:44	OTHER NON-COLLISION	\$ 6150	0	0	1	0	1	4	1	1	0		
Unit	1 : 1	Alchl/Drgs:	0	Speed: 60 MPH	Dir: NW	Veh Mnvr/Ped Actn: 4				Obj Strk: 55						
133	104932793	11.188	10/24/2016 15:04	ANIMAL	\$ 4500	0	0	0	1	1	1	1	1	0	0	
Unit	1 : 1	Alchl/Drgs:	0	Speed: 45 MPH	Dir: W	Veh Mnvr/Ped Actn: 4				Obj Strk: 17						
134	103874714	11.203	09/15/2013 20:08	ANIMAL	\$ 3000	0	0	0	0	1	4	1	1	0	0	
Unit	1 : 5	Alchl/Drgs:	0	Speed: 45 MPH	Dir: NW	Veh Mnvr/Ped Actn: 4				Obj Strk: 17						
135	102746827	11.207	11/24/2009 06:50	ANIMAL	\$ 2500	0	0	0	0	1	1	2		0		
Unit	1 : 2	Alchl/Drgs:	0	Speed: 0 MPH	Dir: SE	Veh Mnvr/Ped Actn: 4				Obj Strk: 17						
136	103026591	11.207	11/19/2010 21:35	ANIMAL	\$ 2000	0	0	0	0	1	4	1	1	0	0	2
Unit	1 : 1	Alchl/Drgs:	0	Speed: 45 MPH	Dir: W	Veh Mnvr/Ped Actn: 16				Obj Strk: 17						
137	103998803	11.207	01/27/2014 12:33	SIDESWIPE, SAME DIRECTION	\$ 0	0	0	0	1	1	1	1	1	12	0	
Unit	1 : 24	Alchl/Drgs:	0	Speed: 0 MPH	Dir:	Veh Mnvr/Ped Actn:				Obj Strk:						
Unit	2 : 32	Alchl/Drgs:	7	Speed: 0 MPH	Dir: SE	Veh Mnvr/Ped Actn: 4				Obj Strk:						
138	104263120	11.207	12/17/2014 14:32	LEFT TURN, SAME ROADWAY	\$ 5000	0	0	0	0	1	1	1	1	0	1	1
Unit	1 : 1	Alchl/Drgs:	0	Speed: 20 MPH	Dir: NW	Veh Mnvr/Ped Actn: 8				Obj Strk:						
Unit	2 : 5	Alchl/Drgs:	0	Speed: 20 MPH	Dir: SE	Veh Mnvr/Ped Actn: 8				Obj Strk:						
139	105516474	11.207	03/11/2018 15:15	REAR END, SLOW OR STOP	\$ 4750	0	0	0	1	2	1	3	1	0		2
Unit	1 : 1	Alchl/Drgs:	0	Speed: 45 MPH	Dir: E	Veh Mnvr/Ped Actn: 11				Obj Strk:						
Unit	2 : 1	Alchl/Drgs:	0	Speed: 45 MPH	Dir: E	Veh Mnvr/Ped Actn: 11				Obj Strk:						
Unit	3 : 4	Alchl/Drgs:	0	Speed: 45 MPH	Dir: E	Veh Mnvr/Ped Actn: 11				Obj Strk:						
140	105418780	11.213	12/05/2017 13:12	ANIMAL	\$ 2000	0	0	0	0	1	1	1	1	0	0	
Unit	1 : 1	Alchl/Drgs:	0	Speed: 45 MPH	Dir: E	Veh Mnvr/Ped Actn: 4				Obj Strk: 17						
141	105418781	11.370	12/02/2017 21:21	ANIMAL	\$ 2500	0	0	0	0	1	5	1	1	0		
Unit	1 : 1	Alchl/Drgs:	0	Speed: 45 MPH	Dir: NW	Veh Mnvr/Ped Actn: 4				Obj Strk: 17						
142	103905743	11.440	11/19/2013 16:05	ANIMAL	\$ 1200	0	0	0	0	1	1	1	1	0	13	1
Unit	1 : 1	Alchl/Drgs:	0	Speed: 55 MPH	Dir: E	Veh Mnvr/Ped Actn: 4				Obj Strk: 17						

**North Carolina Department of Transportation
Traffic Engineering Accident Analysis System
Strip Analysis Report**

Acc No	Crash ID	Milepost	Date	Accident Type	Total Damage	Injuries				Condition			Road		Trfc Ctl	
						F	A	B	C	R	L	W	Ch	Ci	Dv	Op
143	105363106	11.521	11/24/2017 21:55	ANIMAL	\$ 750	0	0	0	0	1	4	1	1	0		
Unit	1 : 1	Alchl/Drgs:	0	Speed:	60 MPH	Dir:	E	Veh Mnvr/Ped Actn:				15	Obj Strk:		42	
144	105663428	11.531	10/21/2018 07:00	ANIMAL	\$ 1000	0	0	0	0	1	1	1	1	0	0	2
Unit	1 : 1	Alchl/Drgs:	0	Speed:	40 MPH	Dir:	E	Veh Mnvr/Ped Actn:				4	Obj Strk:		17	
145	102738572	11.540	11/17/2009 18:07	PEDALCYCLIST	\$ 500	0	0	0	0	1	2	1	3	0	1	
Unit	1 : 1	Alchl/Drgs:	0	Speed:	10 MPH	Dir:	SE	Veh Mnvr/Ped Actn:				8	Obj Strk:		15	
Unit	2 : 23	Alchl/Drgs:	0	Speed:	0 MPH	Dir:		Veh Mnvr/Ped Actn:					Obj Strk:		15	
146	102909972	11.540	06/25/2010 17:24	REAR END, SLOW OR STOP	\$ 4300	0	0	0	0	1	1	1	2	0	2	1
Unit	1 : 5	Alchl/Drgs:	0	Speed:	10 MPH	Dir:	E	Veh Mnvr/Ped Actn:				11	Obj Strk:			
Unit	2 : 1	Alchl/Drgs:	0	Speed:	40 MPH	Dir:	E	Veh Mnvr/Ped Actn:				4	Obj Strk:			
147	103026608	11.540	11/19/2010 13:20	ANGLE	\$ 4000	0	0	0	2	1	1	1	3	0	3	1
Unit	1 : 1	Alchl/Drgs:	0	Speed:	35 MPH	Dir:	N	Veh Mnvr/Ped Actn:				4	Obj Strk:			
Unit	2 : 4	Alchl/Drgs:	0	Speed:	5 MPH	Dir:	W	Veh Mnvr/Ped Actn:				8	Obj Strk:			
148	103053849	11.540	12/15/2010 12:22	LEFT TURN, DIFFERENT ROADWAYS	\$ 4500	0	0	0	0	1	1	1	3	0	3	1
Unit	1 : 1	Alchl/Drgs:	0	Speed:	25 MPH	Dir:	N	Veh Mnvr/Ped Actn:				4	Obj Strk:			
Unit	2 : 1	Alchl/Drgs:	0	Speed:	25 MPH	Dir:	E	Veh Mnvr/Ped Actn:				4	Obj Strk:			
149	103197224	11.540	06/19/2011 13:40	MOVABLE OBJECT	\$ 0	0	0	1	0	1	1	1	7	0		
Unit	1 : 32	Alchl/Drgs:	7	Speed:	45 MPH	Dir:	W	Veh Mnvr/Ped Actn:				16	Obj Strk:			
Unit	2 : 24	Alchl/Drgs:	0	Speed:	0 MPH	Dir:		Veh Mnvr/Ped Actn:					Obj Strk:			
150	103486142	11.540	05/26/2012 08:43	LEFT TURN, DIFFERENT ROADWAYS	\$ 2000	0	0	0	0	1	1	1	1	0	3	1
Unit	1 : 1	Alchl/Drgs:	0	Speed:	20 MPH	Dir:	SW	Veh Mnvr/Ped Actn:				12	Obj Strk:			
Unit	2 : 2	Alchl/Drgs:	0	Speed:	35 MPH	Dir:	NE	Veh Mnvr/Ped Actn:				4	Obj Strk:			
151	103487880	11.540	06/20/2012 08:56	REAR END, SLOW OR STOP	\$ 2550	0	0	0	1	1	1	1	6	0	3	1
Unit	1 : 6	Alchl/Drgs:	0	Speed:	10 MPH	Dir:	N	Veh Mnvr/Ped Actn:				11	Obj Strk:			
Unit	2 : 1	Alchl/Drgs:	0	Speed:	2 MPH	Dir:	N	Veh Mnvr/Ped Actn:				12	Obj Strk:			

**North Carolina Department of Transportation
Traffic Engineering Accident Analysis System
Strip Analysis Report**

Acc No	Crash ID	Milepost	Date	Accident Type	Total Damage	Injuries				Condition			Road		Trfc Ctl	
						F	A	B	C	R	L	W	Ch	Ci	Dv	Op
152	103650327	11.540	12/11/2012 08:17	LEFT TURN, SAME ROADWAY	\$ 3000	0	0	0	0	1	1	1	3	0	3	1
Unit	1 : 1	Alchl/Drgs:	0	Speed: 5 MPH Dir: E		Veh Mnvr/Ped Actn:				8	Obj Strk:					
Unit	2 : 2	Alchl/Drgs:	0	Speed: 35 MPH Dir: W		Veh Mnvr/Ped Actn:				4	Obj Strk:					
153	103797997	11.540	06/16/2013 11:16	LEFT TURN, DIFFERENT ROADWAYS	\$ 4500	0	0	0	2	1	1	1	1	0	12	1
Unit	1 : 1	Alchl/Drgs:	0	Speed: 20 MPH Dir: NW		Veh Mnvr/Ped Actn:				8	Obj Strk:					
Unit	2 : 1	Alchl/Drgs:	0	Speed: 35 MPH Dir: E		Veh Mnvr/Ped Actn:				4	Obj Strk:					
154	103822572	11.540	07/29/2013 16:22	LEFT TURN, DIFFERENT ROADWAYS	\$ 2000	0	0	0	0	1	1	1	1	0	1	1
Unit	1 : 1	Alchl/Drgs:	0	Speed: 35 MPH Dir: SW		Veh Mnvr/Ped Actn:				4	Obj Strk:					
Unit	2 : 1	Alchl/Drgs:	0	Speed: 5 MPH Dir: SE		Veh Mnvr/Ped Actn:				12	Obj Strk:					
155	104022741	11.540	03/01/2014 10:45	SIDESWIPE, SAME DIRECTION	\$ 2200	0	0	0	0	1	1	1	1	0	3	1
Unit	1 : 1	Alchl/Drgs:	0	Speed: 10 MPH Dir: NW		Veh Mnvr/Ped Actn:				8	Obj Strk:					
Unit	2 : 1	Alchl/Drgs:	0	Speed: 30 MPH Dir: W		Veh Mnvr/Ped Actn:				4	Obj Strk:					
156	104054551	11.540	04/30/2014 10:14	REAR END, SLOW OR STOP	\$ 2000	0	0	0	1	2	1	2	4	0	3	1
Unit	1 : 1	Alchl/Drgs:	0	Speed: 0 MPH Dir: S		Veh Mnvr/Ped Actn:				1	Obj Strk:					
Unit	2 : 1	Alchl/Drgs:	0	Speed: 30 MPH Dir: S		Veh Mnvr/Ped Actn:				11	Obj Strk:					
157	104063816	11.540	05/03/2014 14:18	LEFT TURN, DIFFERENT ROADWAYS	\$ 1300	0	0	0	0	1	1	1	3	0	3	1
Unit	1 : 1	Alchl/Drgs:	0	Speed: 10 MPH Dir: NW		Veh Mnvr/Ped Actn:				8	Obj Strk:					
Unit	2 : 1	Alchl/Drgs:	0	Speed: 40 MPH Dir: SW		Veh Mnvr/Ped Actn:				4	Obj Strk:					
158	104355616	11.540	04/15/2015 20:04	ANGLE	\$ 3200	0	0	0	0	2	4	3	3	0	3	1
Unit	1 : 2	Alchl/Drgs:	0	Speed: 35 MPH Dir: S		Veh Mnvr/Ped Actn:				4	Obj Strk:					
Unit	2 : 1	Alchl/Drgs:	0	Speed: 10 MPH Dir: W		Veh Mnvr/Ped Actn:				12	Obj Strk:					
159	104639864	11.540	01/19/2016 13:45	RIGHT TURN, SAME ROADWAY	\$ 750	0	0	0	0	1	1	1	1	0	3	1
Unit	1 : 1	Alchl/Drgs:	0	Speed: 5 MPH Dir: N		Veh Mnvr/Ped Actn:				7	Obj Strk:					
Unit	2 : 4	Alchl/Drgs:	0	Speed: 0 MPH Dir: N		Veh Mnvr/Ped Actn:				12	Obj Strk:					
160	104659970	11.540	02/15/2016 19:16	RAN OFF ROAD - RIGHT	\$ 2000	0	0	0	0	4	5	6	1	0	0	
Unit	1 : 1	Alchl/Drgs:	0	Speed: 45 MPH Dir: W		Veh Mnvr/Ped Actn:				4	Obj Strk:		33			

**North Carolina Department of Transportation
Traffic Engineering Accident Analysis System
Strip Analysis Report**

Acc No	Crash ID	Milepost	Date	Accident Type	Total Damage	Injuries				Condition			Road		Trfc Ctl	
						F	A	B	C	R	L	W	Ch	Ci	Dv	Op
161	104731900	11.540	04/26/2016 08:00	REAR END, SLOW OR STOP	\$ 400	0	0	0	1	1	1	1	3	0	3	1
Unit	1 : 4	Alchl/Drugs:	0	Speed:	0 MPH	Dir:	NE	Veh Mnvr/Ped Actn:		1	Obj Strk:					
Unit	2 : 1	Alchl/Drugs:	0	Speed:	5 MPH	Dir:	NE	Veh Mnvr/Ped Actn:		4	Obj Strk:					
162	105126655	11.540	05/27/2017 10:20	LEFT TURN, SAME ROADWAY	\$ 1500	0	0	0	0	1	1	1	4	0	3	1
Unit	1 : 1	Alchl/Drugs:	7	Speed:	20 MPH	Dir:	N	Veh Mnvr/Ped Actn:		8	Obj Strk:					
Unit	2 : 2	Alchl/Drugs:	0	Speed:	35 MPH	Dir:	E	Veh Mnvr/Ped Actn:		4	Obj Strk:					
163	105126672	11.540	05/31/2017 17:51	ANGLE	\$ 4500	0	0	0	1	1	1	1	1	0	3	1
Unit	1 : 2	Alchl/Drugs:	0	Speed:	35 MPH	Dir:	S	Veh Mnvr/Ped Actn:		4	Obj Strk:					
Unit	2 : 1	Alchl/Drugs:	0	Speed:	10 MPH	Dir:	W	Veh Mnvr/Ped Actn:		8	Obj Strk:					
164	105223480	11.540	08/03/2017 09:15	ANGLE	\$ 3500	0	0	0	0	1	1	1	3	0	3	1
Unit	1 : 1	Alchl/Drugs:	0	Speed:	30 MPH	Dir:	NE	Veh Mnvr/Ped Actn:		4	Obj Strk:					
Unit	2 : 1	Alchl/Drugs:	0	Speed:	20 MPH	Dir:	W	Veh Mnvr/Ped Actn:		8	Obj Strk:					
165	105607336	11.540	09/07/2018 07:32	OTHER COLLISION WITH VEHICLE	\$ 1500	0	0	0	0	1	1	1	1	0	0	
Unit	1 : 1	Alchl/Drugs:	0	Speed:	0 MPH	Dir:	W	Veh Mnvr/Ped Actn:		8	Obj Strk:					
Unit	2 : 12	Alchl/Drugs:	0	Speed:	10 MPH	Dir:	E	Veh Mnvr/Ped Actn:		4	Obj Strk:					
166	105647869	11.540	10/17/2018 13:30	REAR END, SLOW OR STOP	\$ 2200	0	0	0	0	1	1	1	3	0	0	
Unit	1 : 1	Alchl/Drugs:	0	Speed:	0 MPH	Dir:	E	Veh Mnvr/Ped Actn:		7	Obj Strk:					
Unit	2 : 4	Alchl/Drugs:	0	Speed:	5 MPH	Dir:	E	Veh Mnvr/Ped Actn:		7	Obj Strk:					
167	103344325	11.629	12/09/2011 18:42	SIDESWIPE, SAME DIRECTION	\$ 0	0	0	1	0	1	5	1	3	0		
Unit	1 : 22	Alchl/Drugs:	0	Speed:	0 MPH	Dir:		Veh Mnvr/Ped Actn:			Obj Strk:					
Unit	2 : 1	Alchl/Drugs:	7	Speed:	0 MPH	Dir:	SE	Veh Mnvr/Ped Actn:		4	Obj Strk:					
168	105533682	11.640	05/31/2018 16:11	SIDESWIPE, SAME DIRECTION	\$ 500	0	0	0	0	1	1	2	1	0	0	
Unit	1 : 2	Alchl/Drugs:	0	Speed:	45 MPH	Dir:	W	Veh Mnvr/Ped Actn:		4	Obj Strk:					
Unit	2 : 1	Alchl/Drugs:	7	Speed:	0 MPH	Dir:	W	Veh Mnvr/Ped Actn:		5	Obj Strk:					
169	102707244	11.700	10/19/2009 20:00	SIDESWIPE, SAME DIRECTION	\$ 3000	0	0	0	0	1	5	1	2	0		
Unit	1 : 1	Alchl/Drugs:	0	Speed:	60 MPH	Dir:	SE	Veh Mnvr/Ped Actn:		4	Obj Strk:		42			
Unit	2 : 1	Alchl/Drugs:	0	Speed:	65 MPH	Dir:	SE	Veh Mnvr/Ped Actn:		4	Obj Strk:					

**North Carolina Department of Transportation
Traffic Engineering Accident Analysis System
Strip Analysis Report**

Acc No	Crash ID	Milepost	Date	Accident Type	Total Damage	Injuries				Condition			Road		Trfc Ctl	
						F	A	B	C	R	L	W	Ch	Ci	Dv	Op
170	103020576	11.710	11/13/2010 07:38	SIDESWIPE, SAME DIRECTION	\$ 1200	0	0	0	0	1	1	1	7	0	2	1
Unit	1 : 4	Alchl/Drgs:	0	Speed: 45 MPH Dir: E		Veh Mnvr/Ped Actn:				5	Obj Strk:					
Unit	2 : 1	Alchl/Drgs:	0	Speed: 45 MPH Dir: E		Veh Mnvr/Ped Actn:				4	Obj Strk:					
171	103141872	11.767	04/12/2011 16:54	REAR END, SLOW OR STOP	\$ 5200	0	0	0	0	2	1	1	6	1	14	1
Unit	1 : 1	Alchl/Drgs:	0	Speed: 0 MPH Dir: E		Veh Mnvr/Ped Actn:				16	Obj Strk:					
Unit	2 : 1	Alchl/Drgs:	0	Speed: 45 MPH Dir: E		Veh Mnvr/Ped Actn:				4	Obj Strk:					
172	104945701	11.790	11/22/2016 08:23	ANIMAL	\$ 2000	0	0	0	0	1	1	1	3	0		
Unit	1 : 1	Alchl/Drgs:	0	Speed: 45 MPH Dir: E		Veh Mnvr/Ped Actn:				4	Obj Strk: 17					
173	104525040	11.821	10/05/2015 14:33	RAN OFF ROAD - RIGHT	\$ 5000	0	0	0	0	1	1	2	2	0	0	2
Unit	1 : 1	Alchl/Drgs:	0	Speed: 45 MPH Dir: SE		Veh Mnvr/Ped Actn:				5	Obj Strk: 42					
174	103104039	11.860	02/25/2011 13:34	RAN OFF ROAD - RIGHT	\$ 9000	0	0	0	0	1	1	1	7	0	0	2
Unit	1 : 1	Alchl/Drgs:	0	Speed: 60 MPH Dir: E		Veh Mnvr/Ped Actn:				5	Obj Strk: 64					
175	103519640	11.878	08/07/2012 22:50	ANIMAL	\$ 2000	0	0	0	0	1	4	2	2	0	0	
Unit	1 : 1	Alchl/Drgs:	0	Speed: 40 MPH Dir: W		Veh Mnvr/Ped Actn:				4	Obj Strk: 17					
176	103076889	11.893	12/20/2010 16:23	REAR END, SLOW OR STOP	\$ 5000	0	0	0	0	1	1	1	3	0	0	
Unit	1 : 1	Alchl/Drgs:	0	Speed: 20 MPH Dir: E		Veh Mnvr/Ped Actn:				11	Obj Strk:					
Unit	2 : 5	Alchl/Drgs:	0	Speed: 40 MPH Dir: E		Veh Mnvr/Ped Actn:				4	Obj Strk:					
177	102615412	11.897	06/07/2009 10:32	RAN OFF ROAD - RIGHT	\$ 2000	0	0	0	0	1	1	1	3	0	0	1
Unit	1 : 1	Alchl/Drgs:	0	Speed: 15 MPH Dir: N		Veh Mnvr/Ped Actn:				4	Obj Strk: 33					
178	103461201	11.897	05/21/2012 11:46	RIGHT TURN, SAME ROADWAY	\$ 3000	0	0	0	0	1	1	1	7	0	1	1
Unit	1 : 1	Alchl/Drgs:	0	Speed: 3 MPH Dir: NE		Veh Mnvr/Ped Actn:				7	Obj Strk:					
Unit	2 : 1	Alchl/Drgs:	0	Speed: 3 MPH Dir: NE		Veh Mnvr/Ped Actn:				7	Obj Strk:					
179	103519891	11.897	08/01/2012 13:32	SIDESWIPE, SAME DIRECTION	\$ 7000	0	0	0	0	1	1	1	3	0	0	
Unit	1 : 1	Alchl/Drgs:	0	Speed: 45 MPH Dir: E		Veh Mnvr/Ped Actn:				4	Obj Strk:					
Unit	2 : 4	Alchl/Drgs:	0	Speed: 50 MPH Dir: E		Veh Mnvr/Ped Actn:				4	Obj Strk:					

**North Carolina Department of Transportation
Traffic Engineering Accident Analysis System
Strip Analysis Report**

Acc No	Crash ID	Milepost	Date	Accident Type	Total Damage	Injuries				Condition			Road		Trfc Ctl	
						F	A	B	C	R	L	W	Ch	Ci	Dv	Op
180	103615976	11.897	11/14/2012 01:31	OTHER NON-COLLISION	\$ 5000	0	0	1	0	1	4	1	8	0	0	2
Unit	1 : 1	Alchl/Drgs:	1	Speed:	30 MPH Dir: S	Veh Mnvr/Ped Actn:				4	Obj Strk:		33			
181	104315727	11.897	02/16/2015 22:37	ANGLE	\$ 15000	0	0	0	1	4	4	6	1	0	0	
Unit	1 : 4	Alchl/Drgs:	0	Speed:	15 MPH Dir: E	Veh Mnvr/Ped Actn:				11	Obj Strk:					
Unit	2 : 4	Alchl/Drgs:	0	Speed:	35 MPH Dir: W	Veh Mnvr/Ped Actn:				4	Obj Strk:					
182	104386032	11.897	05/14/2015 02:48	RAN OFF ROAD - RIGHT	\$ 2300	0	0	1	0	1	5	1	1	0	1	3
Unit	1 : 1	Alchl/Drgs:	1	Speed:	55 MPH Dir: E	Veh Mnvr/Ped Actn:				7	Obj Strk:		33			
183	104749996	11.897	05/16/2016 17:31	RIGHT TURN, SAME ROADWAY	\$ 2700	0	0	0	0	1	1	1	2	0	1	1
Unit	1 : 2	Alchl/Drgs:	0	Speed:	10 MPH Dir: N	Veh Mnvr/Ped Actn:				1	Obj Strk:					
Unit	2 : 1	Alchl/Drgs:	0	Speed:	0 MPH Dir: N	Veh Mnvr/Ped Actn:				1	Obj Strk:					
184	105211665	11.897	06/21/2017 17:22	REAR END, SLOW OR STOP	\$ 2500	0	0	0	0	1	1	1	3	0	0	
Unit	1 : 1	Alchl/Drgs:	0	Speed:	0 MPH Dir: S	Veh Mnvr/Ped Actn:				1	Obj Strk:					
Unit	2 : 1	Alchl/Drgs:	0	Speed:	10 MPH Dir: S	Veh Mnvr/Ped Actn:				11	Obj Strk:					
185	105423890	11.897	01/04/2018 03:11	RAN OFF ROAD - RIGHT	\$ 10000	0	0	0	0	5	4	4	1	0	0	2
Unit	1 : 1	Alchl/Drgs:	7	Speed:	30 MPH Dir: E	Veh Mnvr/Ped Actn:				4	Obj Strk:					
186	105689338	11.897	11/07/2018 07:38	SIDESWIPE, SAME DIRECTION	\$ 1500	0	0	0	0	1	1	1	3	0	1	1
Unit	1 : 1	Alchl/Drgs:	0	Speed:	0 MPH Dir: S	Veh Mnvr/Ped Actn:				1	Obj Strk:					
Unit	2 : 1	Alchl/Drgs:	0	Speed:	5 MPH Dir: S	Veh Mnvr/Ped Actn:				7	Obj Strk:					
187	104578159	11.899	11/19/2015 07:19	LEFT TURN, SAME ROADWAY	\$ 5500	0	0	0	1	2	1	3	1	0		
Unit	1 : 1	Alchl/Drgs:	0	Speed:	45 MPH Dir: SE	Veh Mnvr/Ped Actn:				4	Obj Strk:					
Unit	2 : 1	Alchl/Drgs:	0	Speed:	15 MPH Dir: SW	Veh Mnvr/Ped Actn:				8	Obj Strk:					
188	104724663	11.904	04/13/2016 14:38	RAN OFF ROAD - RIGHT	\$ 1500	0	0	0	0	2	1	1	1	0	0	
Unit	1 : 1	Alchl/Drgs:	0	Speed:	10 MPH Dir: E	Veh Mnvr/Ped Actn:				7	Obj Strk:		37			
Unit	2 : 1	Alchl/Drgs:	0	Speed:	45 MPH Dir: W	Veh Mnvr/Ped Actn:				4	Obj Strk:					
189	103129169	11.905	03/30/2011 08:25	SIDESWIPE, SAME DIRECTION	\$ 2000	0	0	0	0	2	1	3	7	0	0	
Unit	1 : 1	Alchl/Drgs:	0	Speed:	45 MPH Dir: E	Veh Mnvr/Ped Actn:				5	Obj Strk:					
Unit	2 : 1	Alchl/Drgs:	0	Speed:	20 MPH Dir: E	Veh Mnvr/Ped Actn:				7	Obj Strk:					

**North Carolina Department of Transportation
Traffic Engineering Accident Analysis System
Strip Analysis Report**

Acc No	Crash ID	Milepost	Date	Accident Type	Total Damage	Injuries				Condition			Road		Trfc Ctl	
						F	A	B	C	R	L	W	Ch	Ci	Dv	Op
190	103278841	11.915	10/07/2011 09:51	REAR END, SLOW OR STOP	\$ 2800	0	0	0	0	1	1	1	5	0		2
Unit	1 : 1	Alchl/Drgs:	0	Speed:	35 MPH	Dir:	E	Veh Mnvr/Ped Actn:				4	Obj Strk:			
Unit	2 : 1	Alchl/Drgs:	0	Speed:	40 MPH	Dir:	E	Veh Mnvr/Ped Actn:				5	Obj Strk:			
191	103505910	11.918	07/21/2012 22:23	PEDESTRIAN	\$ 1500	1	0	0	0	2	5	3	3	0		0
Unit	1 : 4	Alchl/Drgs:	0	Speed:	35 MPH	Dir:	E	Veh Mnvr/Ped Actn:				4	Obj Strk:		14	
Unit	2 : 1	Alchl/Drgs:	0	Speed:	20 MPH	Dir:	W	Veh Mnvr/Ped Actn:				4	Obj Strk:		14	
Unit	3 : 24	Alchl/Drgs:	1	Speed:	0 MPH	Dir:		Veh Mnvr/Ped Actn:					Obj Strk:		14	
192	102783095	11.935	01/12/2010 21:08	ANIMAL	\$ 3000	0	0	0	0	1	4	1	1	0		0
Unit	1 : 1	Alchl/Drgs:	0	Speed:	45 MPH	Dir:	E	Veh Mnvr/Ped Actn:				4	Obj Strk:		17	
193	103026056	11.935	11/11/2010 19:35	ANIMAL	\$ 2500	0	0	0	0	1	4	1	1	0		0
Unit	1 : 1	Alchl/Drgs:	0	Speed:	40 MPH	Dir:	E	Veh Mnvr/Ped Actn:				11	Obj Strk:		17	
194	104705883	11.946	04/13/2016 20:45	SIDESWIPE, SAME DIRECTION	\$ 6000	0	0	0	2	1	5	1	3	0		0
Unit	1 : 1	Alchl/Drgs:	0	Speed:	45 MPH	Dir:	E	Veh Mnvr/Ped Actn:				5	Obj Strk:			
Unit	2 : 31	Alchl/Drgs:	7	Speed:	0 MPH	Dir:	E	Veh Mnvr/Ped Actn:				2	Obj Strk:			
195	105463324	11.946	02/20/2018 22:22	REAR END, SLOW OR STOP	\$ 3500	0	0	0	0	1	4	1	1	0		0
Unit	1 : 5	Alchl/Drgs:	0	Speed:	20 MPH	Dir:	W	Veh Mnvr/Ped Actn:				11	Obj Strk:			
Unit	2 : 1	Alchl/Drgs:	5	Speed:	50 MPH	Dir:	W	Veh Mnvr/Ped Actn:				4	Obj Strk:			
196	102842897	11.953	04/12/2010 23:20	ANIMAL	\$ 1500	0	0	0	0	1	5	1	1	0		0
Unit	1 : 1	Alchl/Drgs:	0	Speed:	45 MPH	Dir:	W	Veh Mnvr/Ped Actn:				4	Obj Strk:		17	
197	105712577	11.954	11/24/2018 19:32	ANIMAL	\$ 2000	0	0	0	0	2	4	1	1	0		0
Unit	1 : 1	Alchl/Drgs:	0	Speed:	45 MPH	Dir:	E	Veh Mnvr/Ped Actn:				4	Obj Strk:		17	
198	105590868	11.961	08/25/2018 22:02	ANIMAL	\$ 1300	0	0	0	0	1	5	1	1	0		2
Unit	1 : 1	Alchl/Drgs:	0	Speed:	45 MPH	Dir:	E	Veh Mnvr/Ped Actn:				15	Obj Strk:		42	
Unit	2 : 4	Alchl/Drgs:	0	Speed:	45 MPH	Dir:	E	Veh Mnvr/Ped Actn:				4	Obj Strk:		17	
199	105424773	11.981	01/12/2018 07:43	RAN OFF ROAD - LEFT	\$ 13000	0	0	2	0	2	1	3	1	0		0
Unit	1 : 1	Alchl/Drgs:	0	Speed:	40 MPH	Dir:	E	Veh Mnvr/Ped Actn:				4	Obj Strk:			

**North Carolina Department of Transportation
Traffic Engineering Accident Analysis System
Strip Analysis Report**

Acc No	Crash ID	Milepost	Date	Accident Type	Total Damage	Injuries				Condition			Road		Trfc Ctl		
						F	A	B	C	R	L	W	Ch	Ci	Dv	Op	
Unit	2 : 1	Alchl/Drgs:	0	Speed:	30 MPH	Dir:	W	Veh Mnvr/Ped Actn:				4	Obj Strk:				
200	103917376	12.039	11/08/2013 17:43	ANGLE	\$ 1900			0	0	0	0	1	4	1	1	0	0
Unit	1 : 1	Alchl/Drgs:	0	Speed:	30 MPH	Dir:	E	Veh Mnvr/Ped Actn:				4	Obj Strk:				
Unit	2 : 1	Alchl/Drgs:	0	Speed:	50 MPH	Dir:	E	Veh Mnvr/Ped Actn:				6	Obj Strk:				
201	104233149	12.040	12/01/2014 08:25	REAR END, SLOW OR STOP	\$ 300			0	0	0	0	1	1	1	4	0	0
Unit	1 : 1	Alchl/Drgs:	0	Speed:	10 MPH	Dir:	E	Veh Mnvr/Ped Actn:				11	Obj Strk:				
Unit	2 : 6	Alchl/Drgs:	0	Speed:	15 MPH	Dir:	E	Veh Mnvr/Ped Actn:				11	Obj Strk:				
202	105516467	12.041	03/22/2018 08:36	REAR END, SLOW OR STOP	\$ 1300			0	0	0	2	1	1	1	1	0	0
Unit	1 : 1	Alchl/Drgs:	0	Speed:	0 MPH	Dir:	W	Veh Mnvr/Ped Actn:				1	Obj Strk:				
Unit	2 : 4	Alchl/Drgs:	0	Speed:	15 MPH	Dir:	W	Veh Mnvr/Ped Actn:				4	Obj Strk:				
203	103632831	12.050	12/06/2012 13:29	REAR END, SLOW OR STOP	\$ 16000			0	0	0	0	1	1	1	3	0	3
Unit	1 : 1	Alchl/Drgs:	0	Speed:	5 MPH	Dir:	W	Veh Mnvr/Ped Actn:				11	Obj Strk:				
Unit	2 : 5	Alchl/Drgs:	0	Speed:	45 MPH	Dir:	W	Veh Mnvr/Ped Actn:				4	Obj Strk:				
204	105076580	12.069	02/28/2017 17:06	REAR END, SLOW OR STOP	\$ 13500			0	0	0	0	1	1	2	1	0	0
Unit	1 : 1	Alchl/Drgs:	0	Speed:	30 MPH	Dir:	W	Veh Mnvr/Ped Actn:				5	Obj Strk:				
Unit	2 : 4	Alchl/Drgs:	0	Speed:	20 MPH	Dir:	W	Veh Mnvr/Ped Actn:				11	Obj Strk:				
Unit	3 : 4	Alchl/Drgs:	0	Speed:	20 MPH	Dir:	W	Veh Mnvr/Ped Actn:				11	Obj Strk:				
Unit	4 : 1	Alchl/Drgs:	0	Speed:	35 MPH	Dir:	W	Veh Mnvr/Ped Actn:				11	Obj Strk:				
205	104738679	12.100	05/01/2016 20:16	REAR END, SLOW OR STOP	\$ 5000			0	0	0	2	1	2	2	1	0	2
Unit	1 : 1	Alchl/Drgs:	0	Speed:	30 MPH	Dir:	W	Veh Mnvr/Ped Actn:				5	Obj Strk:				
Unit	2 : 1	Alchl/Drgs:	0	Speed:	45 MPH	Dir:	W	Veh Mnvr/Ped Actn:				4	Obj Strk:				
206	104012245	12.136	03/16/2014 19:45	ANIMAL	\$ 1900			0	0	0	0	2	5	3	3	0	
Unit	1 : 1	Alchl/Drgs:	0	Speed:	25 MPH	Dir:	W	Veh Mnvr/Ped Actn:				4	Obj Strk: 17				
Unit	2 : 3	Alchl/Drgs:	0	Speed:	25 MPH	Dir:	W	Veh Mnvr/Ped Actn:				4	Obj Strk:				
207	104436702	12.160	07/07/2015 15:23	SIDESWIPE, SAME DIRECTION	\$ 0			0	0	1	0	1	1	2	1	0	0
Unit	1 : 22	Alchl/Drgs:	0	Speed:	0 MPH	Dir:		Veh Mnvr/Ped Actn:					Obj Strk:				
Unit	2 : 32	Alchl/Drgs:	7	Speed:	40 MPH	Dir:	NW	Veh Mnvr/Ped Actn:				4	Obj Strk:				

**North Carolina Department of Transportation
Traffic Engineering Accident Analysis System
Strip Analysis Report**

Acc No	Crash ID	Milepost	Date	Accident Type	Total Damage	Injuries				Condition			Road		Trfc Ctl	
						F	A	B	C	R	L	W	Ch	Ci	Dv	Op
208	104571633	12.160	11/17/2015 20:20	ANIMAL	\$ 1200	0	0	0	0	1	4	1	0	0	2	
Unit	1 : 1	Alchl/Drgs:	0	Speed: 48 MPH	Dir: W	Veh Mnvr/Ped Actn: 4				Obj Strk: 17						
209	104563706	12.161	11/03/2015 18:12	ANIMAL	\$ 10000	0	0	0	1	1	5	1	1	0	0	
Unit	1 : 1	Alchl/Drgs:	0	Speed: 52 MPH	Dir: SE	Veh Mnvr/Ped Actn: 4				Obj Strk: 17						
210	104381088	12.181	05/01/2015 16:05	REAR END, SLOW OR STOP	\$ 4500	0	0	1	0	1	1	2	1	0	2	
Unit	1 : 7	Alchl/Drgs:	0	Speed: 0 MPH	Dir: W	Veh Mnvr/Ped Actn: 11				Obj Strk:						
Unit	2 : 1	Alchl/Drgs:	0	Speed: 45 MPH	Dir: W	Veh Mnvr/Ped Actn: 4				Obj Strk:						
211	103042121	12.183	12/06/2010 07:31	PEDESTRIAN	\$ 25	0	0	1	0	1	1	1	1	0	1	
Unit	1 : 1	Alchl/Drgs:	0	Speed: 5 MPH	Dir: E	Veh Mnvr/Ped Actn: 7				Obj Strk: 14						
Unit	2 : 24	Alchl/Drgs:	0	Speed: 0 MPH	Dir:	Veh Mnvr/Ped Actn:				Obj Strk: 14						
212	103905117	12.183	10/20/2013 05:43	RAN OFF ROAD - STRAIGHT	\$ 2000	0	0	0	1	1	5	1	1	0	2	
Unit	1 : 1	Alchl/Drgs:	5	Speed: 15 MPH	Dir: SE	Veh Mnvr/Ped Actn: 8				Obj Strk: 47						
213	103973293	12.183	12/16/2013 18:36	PEDESTRIAN	\$ 1000	0	0	1	1	1	4	1	1	0	2	
Unit	1 : 1	Alchl/Drgs:	0	Speed: 45 MPH	Dir: E	Veh Mnvr/Ped Actn: 4				Obj Strk: 14						
Unit	2 : 24	Alchl/Drgs:	7	Speed: 0 MPH	Dir:	Veh Mnvr/Ped Actn:				Obj Strk: 14						
214	104997569	12.183	01/12/2017 22:34	REAR END, SLOW OR STOP	\$ 7000	0	0	0	0	1	4	1	1	0		
Unit	1 : 1	Alchl/Drgs:	0	Speed: 10 MPH	Dir: W	Veh Mnvr/Ped Actn: 7				Obj Strk:						
Unit	2 : 1	Alchl/Drgs:	0	Speed: 45 MPH	Dir: W	Veh Mnvr/Ped Actn: 4				Obj Strk:						
215	105211673	12.183	06/22/2017 16:27	REAR END, TURN	\$ 2300	0	0	0	0	1	1	3	2	0	1	
Unit	1 : 1	Alchl/Drgs:	0	Speed: 0 MPH	Dir: S	Veh Mnvr/Ped Actn: 11				Obj Strk:						
Unit	2 : 2	Alchl/Drgs:	0	Speed: 5 MPH	Dir: S	Veh Mnvr/Ped Actn: 12				Obj Strk:						
216	105559194	12.185	07/20/2018 07:59	REAR END, SLOW OR STOP	\$ 3000	0	0	0	0	1	1	1	1	0	0	
Unit	1 : 5	Alchl/Drgs:	0	Speed: 25 MPH	Dir: E	Veh Mnvr/Ped Actn: 4				Obj Strk:						
Unit	2 : 2	Alchl/Drgs:	0	Speed: 35 MPH	Dir: E	Veh Mnvr/Ped Actn: 4				Obj Strk:						
217	103357866	12.189	12/25/2011 21:45	ANIMAL	\$ 18100	0	0	3	1	1	5	1	7	0	14	
Unit	1 : 32	Alchl/Drgs:	7	Speed: 20 MPH	Dir: N	Veh Mnvr/Ped Actn: 16				Obj Strk: 17						
Unit	2 : 1	Alchl/Drgs:	0	Speed: 45 MPH	Dir: E	Veh Mnvr/Ped Actn: 4				Obj Strk: 17						

**North Carolina Department of Transportation
Traffic Engineering Accident Analysis System
Strip Analysis Report**

Acc No	Crash ID	Milepost	Date	Accident Type	Total Damage	Injuries				Condition			Road		Trfc Ctl	
						F	A	B	C	R	L	W	Ch	Ci	Dv	Op
Unit	3 : 4	Alchl/Drgs:	0	Speed:	15 MPH Dir: W	Veh Mnvr/Ped Actn:				11	Obj Strk:					
Unit	4 : 2	Alchl/Drgs:	0	Speed:	50 MPH Dir: W	Veh Mnvr/Ped Actn:				4	Obj Strk:					
218	102703142	12.193	09/30/2009 08:11	REAR END, SLOW OR STOP	\$ 6000	0	0	0	1	1	1	1	1	0	0	2
Unit	1 : 5	Alchl/Drgs:	0	Speed:	45 MPH Dir: NE	Veh Mnvr/Ped Actn:				11	Obj Strk:					
Unit	2 : 16	Alchl/Drgs:	0	Speed:	45 MPH Dir: NW	Veh Mnvr/Ped Actn:				11	Obj Strk:					
219	103618413	12.193	11/13/2012 17:14	REAR END, SLOW OR STOP	\$ 7000	0	0	0	0	1	1	2	3	0		2
Unit	1 : 7	Alchl/Drgs:	0	Speed:	5 MPH Dir: W	Veh Mnvr/Ped Actn:				11	Obj Strk:					
Unit	2 : 5	Alchl/Drgs:	0	Speed:	30 MPH Dir: W	Veh Mnvr/Ped Actn:				4	Obj Strk:					
220	105249976	12.196	09/10/2017 03:17	REAR END, SLOW OR STOP	\$ 9000	0	0	0	0	1	5	1	1	0	0	
Unit	1 : 1	Alchl/Drgs:	0	Speed:	0 MPH Dir: E	Veh Mnvr/Ped Actn:				1	Obj Strk:					
Unit	2 : 1	Alchl/Drgs:	1	Speed:	45 MPH Dir: E	Veh Mnvr/Ped Actn:				4	Obj Strk:					
221	105266531	12.240	10/11/2017 07:55	REAR END, SLOW OR STOP	\$ 2750	0	0	0	0	1	1	2	4	0	0	
Unit	1 : 5	Alchl/Drgs:	0	Speed:	45 MPH Dir: SE	Veh Mnvr/Ped Actn:				11	Obj Strk:					
Unit	2 : 4	Alchl/Drgs:	0	Speed:	0 MPH Dir: SE	Veh Mnvr/Ped Actn:				1	Obj Strk:					
222	102832987	12.252	01/26/2010 07:43	PARKED MOTOR VEHICLE	\$ 10750	0	0	1	0	1	1	1	1	0	0	
Unit	1 : 14	Alchl/Drgs:	0	Speed:	0 MPH Dir: E	Veh Mnvr/Ped Actn:				2	Obj Strk: 20					
Unit	2 : 4	Alchl/Drgs:	0	Speed:	35 MPH Dir: E	Veh Mnvr/Ped Actn:				4	Obj Strk: 20					
223	103033015	12.271	11/28/2010 02:41	OVERTURN/ROLLOVER	\$ 10000	0	0	3	1	1	5	1	1	0	0	
Unit	1 : 4	Alchl/Drgs:	1	Speed:	65 MPH Dir: W	Veh Mnvr/Ped Actn:				4	Obj Strk:					
224	103492781	12.271	05/17/2012 20:07	ANIMAL	\$ 7500	0	0	0	0	1	2	1	1	0	0	
Unit	1 : 2	Alchl/Drgs:	0	Speed:	45 MPH Dir: W	Veh Mnvr/Ped Actn:				4	Obj Strk: 17					
225	104852672	12.274	09/07/2016 14:01	REAR END, SLOW OR STOP	\$ 14000	0	0	0	1	1	1	1	3	0	0	
Unit	1 : 4	Alchl/Drgs:	0	Speed:	60 MPH Dir: N	Veh Mnvr/Ped Actn:				4	Obj Strk:					
Unit	2 : 4	Alchl/Drgs:	0	Speed:	35 MPH Dir: N	Veh Mnvr/Ped Actn:				4	Obj Strk:					
226	103952675	12.283	12/02/2013 12:04	ANIMAL	\$ 2500	0	0	0	0	1	1	1	3	0		
Unit	1 : 4	Alchl/Drgs:	0	Speed:	45 MPH Dir: E	Veh Mnvr/Ped Actn:				4	Obj Strk: 17					

**North Carolina Department of Transportation
Traffic Engineering Accident Analysis System
Strip Analysis Report**

Acc No	Crash ID	Milepost	Date	Accident Type	Total Damage	Injuries				Condition			Road		Trfc Ctl	
						F	A	B	C	R	L	W	Ch	Ci	Dv	Op
227	102491458	12.366	12/11/2008 12:10	LEFT TURN, SAME ROADWAY	\$ 1000	0	0	1	0	2	1	3	3	0	1	1
Unit	1 : 1	Alchl/Drgs:	0	Speed: 40 MPH Dir: N		Veh Mnvr/Ped Actn:				4	Obj Strk:					
Unit	2 : 21	Alchl/Drgs:	0	Speed: 0 MPH Dir:		Veh Mnvr/Ped Actn:					Obj Strk:					
228	102530174	12.366	01/29/2009 18:30	ANGLE	\$ 8000	0	0	0	1	1	4	1	1	0	3	1
Unit	1 : 20	Alchl/Drgs:	0	Speed: 35 MPH Dir: S		Veh Mnvr/Ped Actn:				4	Obj Strk:					
Unit	2 : 5	Alchl/Drgs:	0	Speed: 20 MPH Dir: NW		Veh Mnvr/Ped Actn:				8	Obj Strk:					
229	102541301	12.366	02/21/2009 18:29	SIDESWIPE, OPPOSITE DIRECTION	\$ 3000	0	0	0	0	1	4	1	1	0	3	1
Unit	1 : 1	Alchl/Drgs:	0	Speed: 35 MPH Dir: N		Veh Mnvr/Ped Actn:				4	Obj Strk:					
Unit	2 : 1	Alchl/Drgs:	7	Speed: 10 MPH Dir: SE		Veh Mnvr/Ped Actn:				8	Obj Strk:					
230	102607499	12.366	05/26/2009 16:47	LEFT TURN, SAME ROADWAY	\$ 10000	0	0	0	0	1	1	2	1	0	3	1
Unit	1 : 1	Alchl/Drgs:	0	Speed: 30 MPH Dir: S		Veh Mnvr/Ped Actn:				4	Obj Strk:					
Unit	2 : 1	Alchl/Drgs:	0	Speed: 20 MPH Dir: NW		Veh Mnvr/Ped Actn:				8	Obj Strk:					
231	102619473	12.366	06/10/2009 02:47	RAN OFF ROAD - RIGHT	\$ 5000	0	0	0	1	2	4	2	1	0		
Unit	1 : 1	Alchl/Drgs:	1	Speed: 35 MPH Dir: SW		Veh Mnvr/Ped Actn:				4	Obj Strk: 52					
232	102649639	12.366	08/01/2009 11:20	RAN OFF ROAD - RIGHT	\$ 5000	0	0	0	0	1	1	2	1	0	3	1
Unit	1 : 1	Alchl/Drgs:	0	Speed: 45 MPH Dir: S		Veh Mnvr/Ped Actn:				16	Obj Strk: 52					
233	102663487	12.366	08/19/2009 13:32	ANGLE	\$ 1600	0	0	0	1	1	1	1	1	0	12	1
Unit	1 : 1	Alchl/Drgs:	0	Speed: 25 MPH Dir: S		Veh Mnvr/Ped Actn:				16	Obj Strk:					
Unit	2 : 1	Alchl/Drgs:	0	Speed: 35 MPH Dir: N		Veh Mnvr/Ped Actn:				16	Obj Strk:					
234	102679715	12.366	09/05/2009 00:46	REAR END, SLOW OR STOP	\$ 6000	0	0	0	0	1	4	1	1	0	3	1
Unit	1 : 1	Alchl/Drgs:	0	Speed: 0 MPH Dir: S		Veh Mnvr/Ped Actn:				1	Obj Strk:					
Unit	2 : 1	Alchl/Drgs:	0	Speed: 35 MPH Dir: S		Veh Mnvr/Ped Actn:				4	Obj Strk:					
235	102695967	12.366	10/03/2009 10:56	REAR END, SLOW OR STOP	\$ 7000	0	0	0	1	1	1	1	1	0	3	1
Unit	1 : 1	Alchl/Drgs:	0	Speed: 0 MPH Dir: N		Veh Mnvr/Ped Actn:				8	Obj Strk:					
Unit	2 : 1	Alchl/Drgs:	0	Speed: 40 MPH Dir: N		Veh Mnvr/Ped Actn:				4	Obj Strk:					
236	102706817	12.366	10/16/2009 22:15	REAR END, SLOW OR STOP	\$ 1550	0	0	0	0	1	5	2	3	0	0	
Unit	1 : 2	Alchl/Drgs:	0	Speed: 25 MPH Dir: W		Veh Mnvr/Ped Actn:				11	Obj Strk: 20					

**North Carolina Department of Transportation
Traffic Engineering Accident Analysis System
Strip Analysis Report**

Acc No	Crash ID	Milepost	Date	Accident Type	Total Damage	Injuries				Condition			Road		Trfc Ctl			
						F	A	B	C	R	L	W	Ch	Ci	Dv	Op		
Unit	2 : 1	Alchl/Drgs:	0	Speed:	25 MPH	Dir:	W	Veh Mnvr/Ped Actn:				4	Obj Strk:		20			
237	102822885	12.366	03/12/2010 19:03	ANGLE	\$ 2500			0	0	0	0	2	4	3	1	0	3	1
Unit	1 : 1	Alchl/Drgs:	0	Speed:	35 MPH	Dir:	S	Veh Mnvr/Ped Actn:				4	Obj Strk:					
Unit	2 : 1	Alchl/Drgs:	0	Speed:	20 MPH	Dir:	N	Veh Mnvr/Ped Actn:				8	Obj Strk:					
238	102823056	12.366	03/13/2010 19:44	LEFT TURN, SAME ROADWAY	\$ 2300			0	0	0	0	1	4	1	1	0	3	1
Unit	1 : 1	Alchl/Drgs:	0	Speed:	15 MPH	Dir:	SW	Veh Mnvr/Ped Actn:				8	Obj Strk:					
Unit	2 : 3	Alchl/Drgs:	0	Speed:	30 MPH	Dir:	NE	Veh Mnvr/Ped Actn:				4	Obj Strk:					
239	102893181	12.366	06/03/2010 12:41	ANGLE	\$ 1100			0	0	0	0	1	1	2	1	0	3	1
Unit	1 : 1	Alchl/Drgs:	0	Speed:	5 MPH	Dir:	S	Veh Mnvr/Ped Actn:				4	Obj Strk:					
Unit	2 : 1	Alchl/Drgs:	0	Speed:	5 MPH	Dir:	E	Veh Mnvr/Ped Actn:				8	Obj Strk:					
240	102925259	12.366	07/21/2010 18:14	RAN OFF ROAD - STRAIGHT	\$ 1700			0	0	1	0	1	1	1	1	0	3	1
Unit	1 : 1	Alchl/Drgs:	0	Speed:	20 MPH	Dir:	W	Veh Mnvr/Ped Actn:				16	Obj Strk:		18			
241	102945506	12.366	08/14/2010 12:35	OTHER COLLISION WITH VEHICLE	\$ 5000			0	0	0	0	1	1	1	1	0	3	1
Unit	1 : 1	Alchl/Drgs:	0	Speed:	0 MPH	Dir:	N	Veh Mnvr/Ped Actn:				16	Obj Strk:					
Unit	2 : 1	Alchl/Drgs:	0	Speed:	0 MPH	Dir:	S	Veh Mnvr/Ped Actn:				16	Obj Strk:					
242	102964792	12.366	09/09/2010 16:29	LEFT TURN, DIFFERENT ROADWAYS	\$ 7000			0	0	0	4	1	1	1	1	0	3	1
Unit	1 : 1	Alchl/Drgs:	0	Speed:	40 MPH	Dir:	N	Veh Mnvr/Ped Actn:				4	Obj Strk:					
Unit	2 : 1	Alchl/Drgs:	0	Speed:	5 MPH	Dir:	S	Veh Mnvr/Ped Actn:				8	Obj Strk:					
243	102962838	12.366	09/10/2010 13:29	REAR END, SLOW OR STOP	\$ 2500			0	0	0	0	1	1	1	1	0	3	1
Unit	1 : 2	Alchl/Drgs:	0	Speed:	10 MPH	Dir:	S	Veh Mnvr/Ped Actn:				4	Obj Strk:					
Unit	2 : 1	Alchl/Drgs:	0	Speed:	35 MPH	Dir:	S	Veh Mnvr/Ped Actn:				4	Obj Strk:					
244	103100838	12.366	02/14/2011 13:05	REAR END, SLOW OR STOP	\$ 1500			0	0	0	1	1	1	1	1	0	3	1
Unit	1 : 1	Alchl/Drgs:	0	Speed:	15 MPH	Dir:	S	Veh Mnvr/Ped Actn:				11	Obj Strk:					
Unit	2 : 1	Alchl/Drgs:	0	Speed:	25 MPH	Dir:	S	Veh Mnvr/Ped Actn:				4	Obj Strk:					
245	103133714	12.366	04/03/2011 12:31	LEFT TURN, SAME ROADWAY	\$ 3500			0	0	0	0	1	1	1	1	0	3	1
Unit	1 : 1	Alchl/Drgs:	0	Speed:	15 MPH	Dir:	NW	Veh Mnvr/Ped Actn:				8	Obj Strk:					
Unit	2 : 4	Alchl/Drgs:	0	Speed:	15 MPH	Dir:	SW	Veh Mnvr/Ped Actn:				4	Obj Strk:					

**North Carolina Department of Transportation
Traffic Engineering Accident Analysis System
Strip Analysis Report**

Acc No	Crash ID	Milepost	Date	Accident Type	Total Damage	Injuries				Condition			Road		Trfc Ctl	
						F	A	B	C	R	L	W	Ch	Ci	Dv	Op
246	103154615	12.366	05/04/2011 17:24	SIDESWIPE, OPPOSITE DIRECTION	\$ 2000	0	0	0	1	1	1	1	1	0	3	1
Unit	1 : 1	Alchl/Drgs:	0	Speed: 15 MPH Dir: N		Veh Mnvr/Ped Actn: 8				Obj Strk:						
Unit	2 : 1	Alchl/Drgs:	0	Speed: 15 MPH Dir: S		Veh Mnvr/Ped Actn: 4				Obj Strk:						
247	103238900	12.366	08/25/2011 17:48	ANGLE	\$ 5000	0	0	0	0	1	1	1	1	0	3	1
Unit	1 : 1	Alchl/Drgs:	0	Speed: 35 MPH Dir: W		Veh Mnvr/Ped Actn: 4				Obj Strk:						
Unit	2 : 1	Alchl/Drgs:	0	Speed: 35 MPH Dir: S		Veh Mnvr/Ped Actn: 4				Obj Strk:						
248	103240357	12.366	08/26/2011 11:30	LEFT TURN, SAME ROADWAY	\$ 8000	0	0	0	2	1	1	1	1	0	3	1
Unit	1 : 1	Alchl/Drgs:	0	Speed: 30 MPH Dir: N		Veh Mnvr/Ped Actn: 4				Obj Strk:						
Unit	2 : 1	Alchl/Drgs:	0	Speed: 10 MPH Dir: S		Veh Mnvr/Ped Actn: 8				Obj Strk:						
249	103348426	12.366	11/13/2011 16:07	REAR END, TURN	\$ 2000	0	0	0	2	1	1	1	7	0	3	1
Unit	1 : 2	Alchl/Drgs:	0	Speed: 15 MPH Dir: SE		Veh Mnvr/Ped Actn: 7				Obj Strk:						
Unit	2 : 5	Alchl/Drgs:	0	Speed: 0 MPH Dir: SE		Veh Mnvr/Ped Actn: 1				Obj Strk:						
250	103329700	12.366	11/26/2011 18:23	LEFT TURN, SAME ROADWAY	\$ 5200	0	0	0	0	1	4	1	3	0	3	1
Unit	1 : 1	Alchl/Drgs:	0	Speed: 35 MPH Dir: S		Veh Mnvr/Ped Actn: 4				Obj Strk:						
Unit	2 : 4	Alchl/Drgs:	0	Speed: 20 MPH Dir: NW		Veh Mnvr/Ped Actn: 8				Obj Strk:						
251	103340449	12.366	12/06/2011 17:10	SIDESWIPE, SAME DIRECTION	\$ 1500	0	0	0	0	1	2	2	1	0		
Unit	1 : 1	Alchl/Drgs:	0	Speed: 30 MPH Dir: SW		Veh Mnvr/Ped Actn: 8				Obj Strk:						
Unit	2 : 2	Alchl/Drgs:	0	Speed: 30 MPH Dir: SW		Veh Mnvr/Ped Actn: 8				Obj Strk:						
252	103388008	12.366	02/05/2012 12:27	LEFT TURN, SAME ROADWAY	\$ 1100	0	0	0	0	2	1	2	4	0	3	1
Unit	1 : 1	Alchl/Drgs:	0	Speed: 15 MPH Dir: NW		Veh Mnvr/Ped Actn: 8				Obj Strk:						
Unit	2 : 4	Alchl/Drgs:	0	Speed: 35 MPH Dir: S		Veh Mnvr/Ped Actn: 4				Obj Strk:						
253	103406421	12.366	03/09/2012 01:09	LEFT TURN, DIFFERENT ROADWAYS	\$ 1400	0	0	0	0	1	4	1	3	0	3	1
Unit	1 : 1	Alchl/Drgs:	0	Speed: 5 MPH Dir: S		Veh Mnvr/Ped Actn: 4				Obj Strk:						
Unit	2 : 32	Alchl/Drgs:	1	Speed: 15 MPH Dir: NW		Veh Mnvr/Ped Actn: 8				Obj Strk:						
254	103471867	12.366	06/01/2012 01:00	REAR END, SLOW OR STOP	\$ 3300	0	0	0	0	1	4	1	1	0	3	1
Unit	1 : 1	Alchl/Drgs:	0	Speed: 0 MPH Dir: S		Veh Mnvr/Ped Actn: 1				Obj Strk:						
Unit	2 : 1	Alchl/Drgs:	0	Speed: 35 MPH Dir: S		Veh Mnvr/Ped Actn: 4				Obj Strk:						

**North Carolina Department of Transportation
Traffic Engineering Accident Analysis System
Strip Analysis Report**

Acc No	Crash ID	Milepost	Date	Accident Type	Total Damage	Injuries				Condition			Road		Trfc Ctl	
						F	A	B	C	R	L	W	Ch	Ci	Dv	Op
255	103666222	12.366	01/12/2013 22:28	UNKNOWN	\$ 1100	0	0	0	0	1	4	5	1	0	12	1
Unit	1 : 1	Alchl/Drgs:	0	Speed:	30 MPH	Dir:	S	Veh Mnvr/Ped Actn:				1	Obj Strk:			
Unit	2 : 1	Alchl/Drgs:	0	Speed:	20 MPH	Dir:	W	Veh Mnvr/Ped Actn:				1	Obj Strk:			
256	103882461	12.366	09/18/2013 16:09	REAR END, TURN	\$ 3000	0	0	0	1	1	1	1	4	0	3	1
Unit	1 : 1	Alchl/Drgs:	0	Speed:	0 MPH	Dir:	E	Veh Mnvr/Ped Actn:				1	Obj Strk:			
Unit	2 : 4	Alchl/Drgs:	0	Speed:	5 MPH	Dir:	W	Veh Mnvr/Ped Actn:				12	Obj Strk:			
257	103905261	12.366	09/30/2013 15:17	HEAD ON	\$ 7000	0	0	0	1	1	1	1	3	0	3	1
Unit	1 : 1	Alchl/Drgs:	0	Speed:	35 MPH	Dir:	S	Veh Mnvr/Ped Actn:				4	Obj Strk:			
Unit	2 : 1	Alchl/Drgs:	0	Speed:	35 MPH	Dir:	N	Veh Mnvr/Ped Actn:				8	Obj Strk:			
258	103913171	12.366	11/03/2013 01:38	RAN OFF ROAD - RIGHT	\$ 5000	0	0	0	0	1	4	2	3	0	0	2
Unit	1 : 1	Alchl/Drgs:	5	Speed:	45 MPH	Dir:	E	Veh Mnvr/Ped Actn:				8	Obj Strk: 64			
259	103950145	12.366	11/30/2013 15:45	SIDESWIPE, SAME DIRECTION	\$ 3000	0	0	0	0	1	1	1	1	0	12	1
Unit	1 : 1	Alchl/Drgs:	0	Speed:	3 MPH	Dir:	S	Veh Mnvr/Ped Actn:				5	Obj Strk:			
Unit	2 : 4	Alchl/Drgs:	0	Speed:	25 MPH	Dir:	S	Veh Mnvr/Ped Actn:				4	Obj Strk:			
260	104001322	12.366	02/14/2014 08:33	FIXED OBJECT	\$ 10000	0	0	0	0	4	1	4	1	0		2
Unit	1 : 2	Alchl/Drgs:	0	Speed:	50 MPH	Dir:	E	Veh Mnvr/Ped Actn:				4	Obj Strk: 33			
261	104121953	12.366	07/22/2014 18:51	REAR END, SLOW OR STOP	\$ 2700	0	0	0	1	1	1	1	1	0	3	1
Unit	1 : 2	Alchl/Drgs:	0	Speed:	15 MPH	Dir:	E	Veh Mnvr/Ped Actn:				7	Obj Strk:			
Unit	2 : 1	Alchl/Drgs:	0	Speed:	0 MPH	Dir:	E	Veh Mnvr/Ped Actn:				1	Obj Strk:			
262	104163365	12.366	08/23/2014 17:24	LEFT TURN, SAME ROADWAY	\$ 8000	0	0	0	0	1	1	1	1	0	3	1
Unit	1 : 1	Alchl/Drgs:	0	Speed:	5 MPH	Dir:	N	Veh Mnvr/Ped Actn:				8	Obj Strk:			
Unit	2 : 1	Alchl/Drgs:	0	Speed:	35 MPH	Dir:	S	Veh Mnvr/Ped Actn:				4	Obj Strk:			
263	104183542	12.366	10/02/2014 07:46	REAR END, SLOW OR STOP	\$ 400	0	0	0	1	1	1	1	1	0	12	1
Unit	1 : 4	Alchl/Drgs:	0	Speed:	10 MPH	Dir:	S	Veh Mnvr/Ped Actn:				12	Obj Strk:			
Unit	2 : 1	Alchl/Drgs:	0	Speed:	0 MPH	Dir:	S	Veh Mnvr/Ped Actn:				1	Obj Strk:			
264	104218937	12.366	11/12/2014 18:11	REAR END, SLOW OR STOP	\$ 1600	0	0	0	0	1	4	1	1	0	3	1
Unit	1 : 1	Alchl/Drgs:	0	Speed:	0 MPH	Dir:	S	Veh Mnvr/Ped Actn:				1	Obj Strk:			

**North Carolina Department of Transportation
Traffic Engineering Accident Analysis System
Strip Analysis Report**

Acc No	Crash ID	Milepost	Date	Accident Type	Total Damage	Injuries				Condition			Road		Trfc Ctl	
						F	A	B	C	R	L	W	Ch	Ci	Dv	Op
Unit	2 : 1	Alchl/Drugs:	0	Speed:	5 MPH	Dir:	S	Veh Mnvr/Ped Actn:				4	Obj Strk:			
265	104219417	12.366	11/14/2014 18:16	LEFT TURN, SAME ROADWAY	\$ 6500	0	0	0	2	1	4	2	1	0	3	1
Unit	1 : 1	Alchl/Drugs:	0	Speed:	10 MPH	Dir:	S	Veh Mnvr/Ped Actn:				8	Obj Strk:			
Unit	2 : 4	Alchl/Drugs:	0	Speed:	30 MPH	Dir:	N	Veh Mnvr/Ped Actn:				4	Obj Strk:			
266	104229110	12.366	11/20/2014 19:36	ANGLE	\$ 2500	0	0	0	0	1	4	1	3	0	12	1
Unit	1 : 2	Alchl/Drugs:	0	Speed:	25 MPH	Dir:	S	Veh Mnvr/Ped Actn:				8	Obj Strk:			
Unit	2 : 1	Alchl/Drugs:	0	Speed:	35 MPH	Dir:	N	Veh Mnvr/Ped Actn:				4	Obj Strk:			
267	104243515	12.366	12/06/2014 19:46	LEFT TURN, DIFFERENT ROADWAYS	\$ 3000	0	0	0	0	2	4	3	1	0	3	1
Unit	1 : 1	Alchl/Drugs:	0	Speed:	15 MPH	Dir:	E	Veh Mnvr/Ped Actn:				8	Obj Strk:			
Unit	2 : 1	Alchl/Drugs:	0	Speed:	35 MPH	Dir:	S	Veh Mnvr/Ped Actn:				4	Obj Strk:			
268	104402538	12.366	06/02/2015 20:14	ANGLE	\$ 5000	0	0	0	0	2	4	3	1	0	12	3
Unit	1 : 1	Alchl/Drugs:	0	Speed:	5 MPH	Dir:	N	Veh Mnvr/Ped Actn:				8	Obj Strk:			
Unit	2 : 1	Alchl/Drugs:	0	Speed:	25 MPH	Dir:	S	Veh Mnvr/Ped Actn:				4	Obj Strk:			
269	104509960	12.366	09/26/2015 18:51	REAR END, SLOW OR STOP	\$ 2200	0	0	0	1	2	2	3	1	0	3	1
Unit	1 : 1	Alchl/Drugs:	0	Speed:	0 MPH	Dir:	S	Veh Mnvr/Ped Actn:				1	Obj Strk:			
Unit	2 : 1	Alchl/Drugs:	0	Speed:	10 MPH	Dir:	S	Veh Mnvr/Ped Actn:				4	Obj Strk:			
270	104587148	12.366	11/30/2015 18:23	LEFT TURN, DIFFERENT ROADWAYS	\$ 2000	0	0	0	0	2	4	3	3	0	3	1
Unit	1 : 1	Alchl/Drugs:	0	Speed:	25 MPH	Dir:	E	Veh Mnvr/Ped Actn:				8	Obj Strk:			
Unit	2 : 1	Alchl/Drugs:	0	Speed:	25 MPH	Dir:	N	Veh Mnvr/Ped Actn:				4	Obj Strk:			
271	104740358	12.366	05/03/2016 16:49	BACKING UP	\$ 0	0	0	0	1	2	1	3	1	0	5	1
Unit	1 : 1	Alchl/Drugs:	0	Speed:	0 MPH	Dir:	NE	Veh Mnvr/Ped Actn:				1	Obj Strk:			
Unit	2 : 1	Alchl/Drugs:	0	Speed:	4 MPH	Dir:	NE	Veh Mnvr/Ped Actn:				10	Obj Strk:			
272	104820650	12.366	08/04/2016 15:01	SIDESWIPE, SAME DIRECTION	\$ 1800	0	0	0	0	1	1	1	1	0	3	1
Unit	1 : 1	Alchl/Drugs:	0	Speed:	20 MPH	Dir:	SW	Veh Mnvr/Ped Actn:				8	Obj Strk:			
Unit	2 : 1	Alchl/Drugs:	0	Speed:	25 MPH	Dir:	SW	Veh Mnvr/Ped Actn:				8	Obj Strk:			
273	104844299	12.366	08/05/2016 22:41	LEFT TURN, SAME ROADWAY	\$ 7500	0	0	0	1	2	4	2	1	0	3	1
Unit	1 : 1	Alchl/Drugs:	0	Speed:	10 MPH	Dir:	N	Veh Mnvr/Ped Actn:				8	Obj Strk:			
Unit	2 : 1	Alchl/Drugs:	0	Speed:	35 MPH	Dir:	S	Veh Mnvr/Ped Actn:				4	Obj Strk:			

**North Carolina Department of Transportation
Traffic Engineering Accident Analysis System
Strip Analysis Report**

Acc No	Crash ID	Milepost	Date	Accident Type	Total Damage	Injuries				Condition			Road		Trfc Ctl	
						F	A	B	C	R	L	W	Ch	Ci	Dv	Op
274	104854672	12.366	09/06/2016 07:47	ANGLE	\$ 6000	0	0	0	0	1	1	1	1	0	3	1
Unit	1 : 1	Alchl/Drgs:	0	Speed:	25 MPH	Dir:	N	Veh Mnvr/Ped Actn:				4	Obj Strk:			
Unit	2 : 1	Alchl/Drgs:	0	Speed:	10 MPH	Dir:	E	Veh Mnvr/Ped Actn:				8	Obj Strk:			
275	104945722	12.366	11/19/2016 19:17	LEFT TURN, DIFFERENT ROADWAYS	\$ 5000	0	0	0	0	1	4	1	1	0	3	1
Unit	1 : 1	Alchl/Drgs:	0	Speed:	35 MPH	Dir:	N	Veh Mnvr/Ped Actn:				4	Obj Strk:			
Unit	2 : 1	Alchl/Drgs:	0	Speed:	5 MPH	Dir:	SE	Veh Mnvr/Ped Actn:				8	Obj Strk:			
276	105041347	12.366	02/18/2017 01:15	LEFT TURN, SAME ROADWAY	\$ 7000	0	0	0	1	1	4	1	1	0	3	1
Unit	1 : 1	Alchl/Drgs:	0	Speed:	15 MPH	Dir:	E	Veh Mnvr/Ped Actn:				8	Obj Strk:			
Unit	2 : 1	Alchl/Drgs:	0	Speed:	35 MPH	Dir:	N	Veh Mnvr/Ped Actn:				4	Obj Strk:			
277	105126654	12.366	05/26/2017 08:23	RIGHT TURN, DIFFERENT ROADWAYS	\$ 100	0	0	1	0	1	1	1	1	0	3	1
Unit	1 : 1	Alchl/Drgs:	0	Speed:	10 MPH	Dir:	SE	Veh Mnvr/Ped Actn:				7	Obj Strk: 15			
Unit	2 : 23	Alchl/Drgs:	0	Speed:	0 MPH	Dir:		Veh Mnvr/Ped Actn:					Obj Strk: 15			
278	105249970	12.366	09/12/2017 14:32	REAR END, SLOW OR STOP	\$ 600	0	0	0	0	2	1	3	1	0	12	1
Unit	1 : 1	Alchl/Drgs:	0	Speed:	0 MPH	Dir:	S	Veh Mnvr/Ped Actn:				1	Obj Strk:			
Unit	2 : 32	Alchl/Drgs:	7	Speed:	20 MPH	Dir:	S	Veh Mnvr/Ped Actn:				4	Obj Strk:			
279	105270099	12.366	09/25/2017 18:20	REAR END, SLOW OR STOP	\$ 1100	0	0	0	0	1	1	1	4	0	3	1
Unit	1 : 1	Alchl/Drgs:	0	Speed:	5 MPH	Dir:	E	Veh Mnvr/Ped Actn:				12	Obj Strk:			
Unit	2 : 4	Alchl/Drgs:	0	Speed:	0 MPH	Dir:	E	Veh Mnvr/Ped Actn:				1	Obj Strk:			
280	105286970	12.366	10/25/2017 16:16	LEFT TURN, SAME ROADWAY	\$ 3500	0	0	0	0	1	1	1	1	0	3	1
Unit	1 : 1	Alchl/Drgs:	0	Speed:	40 MPH	Dir:	S	Veh Mnvr/Ped Actn:				4	Obj Strk:			
Unit	2 : 1	Alchl/Drgs:	0	Speed:	20 MPH	Dir:	N	Veh Mnvr/Ped Actn:				8	Obj Strk:			
281	105277824	12.366	10/27/2017 08:13	REAR END, SLOW OR STOP	\$ 2100	0	0	0	0	1	1	1	2	0	0	
Unit	1 : 1	Alchl/Drgs:	0	Speed:	35 MPH	Dir:	E	Veh Mnvr/Ped Actn:				11	Obj Strk:			
Unit	2 : 1	Alchl/Drgs:	0	Speed:	45 MPH	Dir:	E	Veh Mnvr/Ped Actn:				4	Obj Strk:			
282	105418776	12.366	12/10/2017 17:17	REAR END, TURN	\$ 2800	0	0	0	0	1	1	1	1	0	3	1
Unit	1 : 1	Alchl/Drgs:	0	Speed:	15 MPH	Dir:	E	Veh Mnvr/Ped Actn:				4	Obj Strk:			
Unit	2 : 1	Alchl/Drgs:	0	Speed:	0 MPH	Dir:	E	Veh Mnvr/Ped Actn:				7	Obj Strk:			

**North Carolina Department of Transportation
Traffic Engineering Accident Analysis System
Strip Analysis Report**

Acc No	Crash ID	Milepost	Date	Accident Type	Total Damage	Injuries				Condition			Road		Trfc Ctl	
						F	A	B	C	R	L	W	Ch	Ci	Dv	Op
283	105349937	12.366	12/23/2017 12:36	ANGLE	\$ 5000	0	0	0	0	1	1	2	1	0	3	1
Unit	1 : 4	Alchl/Drugs:	0	Speed:	10 MPH Dir: W	Veh Mnvr/Ped Actn:				4	Obj Strk:					
Unit	2 : 1	Alchl/Drugs:	0	Speed:	30 MPH Dir: S	Veh Mnvr/Ped Actn:				4	Obj Strk:					
284	105463566	12.366	02/02/2018 14:42	LEFT TURN, SAME ROADWAY	\$ 17500	0	0	0	0	1	1	1	1	0	3	1
Unit	1 : 1	Alchl/Drugs:	0	Speed:	15 MPH Dir: W	Veh Mnvr/Ped Actn:				8	Obj Strk:					
Unit	2 : 2	Alchl/Drugs:	0	Speed:	35 MPH Dir: S	Veh Mnvr/Ped Actn:				4	Obj Strk:					
285	105518406	12.366	04/10/2018 19:31	REAR END, SLOW OR STOP	\$ 8000	0	0	0	0	1	1	1	7	0	2	1
Unit	1 : 1	Alchl/Drugs:	0	Speed:	0 MPH Dir: SW	Veh Mnvr/Ped Actn:				1	Obj Strk:					
Unit	2 : 4	Alchl/Drugs:	0	Speed:	20 MPH Dir: SW	Veh Mnvr/Ped Actn:				5	Obj Strk:					
286	105533683	12.366	05/29/2018 13:28	REAR END, SLOW OR STOP	\$ 2000	0	0	0	0	1	1	2	1	0	12	1
Unit	1 : 16	Alchl/Drugs:	0	Speed:	20 MPH Dir: N	Veh Mnvr/Ped Actn:				11	Obj Strk:					
Unit	2 : 1	Alchl/Drugs:	0	Speed:	0 MPH Dir: N	Veh Mnvr/Ped Actn:				11	Obj Strk:					
287	105559197	12.366	07/23/2018 15:51	LEFT TURN, SAME ROADWAY	\$ 4500	0	0	0	2	1	1	2		0		
Unit	1 : 4	Alchl/Drugs:	0	Speed:	30 MPH Dir: S	Veh Mnvr/Ped Actn:				4	Obj Strk:					
Unit	2 : 1	Alchl/Drugs:	0	Speed:	15 MPH Dir: SW	Veh Mnvr/Ped Actn:				8	Obj Strk:					
288	105663432	12.366	10/23/2018 10:01	REAR END, SLOW OR STOP	\$ 500	0	0	0	1	1	1	1	1	0	3	1
Unit	1 : 1	Alchl/Drugs:	0	Speed:	0 MPH Dir: N	Veh Mnvr/Ped Actn:				11	Obj Strk:					
Unit	2 : 1	Alchl/Drugs:	0	Speed:	5 MPH Dir: N	Veh Mnvr/Ped Actn:				4	Obj Strk:					
289	105673395	12.366	10/25/2018 17:27	REAR END, SLOW OR STOP	\$ 1300	0	0	0	0	1	1	1	1	0	3	1
Unit	1 : 1	Alchl/Drugs:	0	Speed:	0 MPH Dir: E	Veh Mnvr/Ped Actn:				1	Obj Strk:					
Unit	2 : 1	Alchl/Drugs:	0	Speed:	5 MPH Dir: E	Veh Mnvr/Ped Actn:				12	Obj Strk:					
290	105516468	12.372	03/13/2018 06:35	RAN OFF ROAD - RIGHT	\$ 4000	0	0	0	0	4	5	1	1	0	0	
Unit	1 : 2	Alchl/Drugs:	0	Speed:	45 MPH Dir: E	Veh Mnvr/Ped Actn:				4	Obj Strk:		33			
291	103061246	12.390	12/26/2010 09:12	RAN OFF ROAD - LEFT	\$ 1000	0	0	0	0	6	1	4	3	1	14	1
Unit	1 : 32	Alchl/Drugs:	7	Speed:	35 MPH Dir: SE	Veh Mnvr/Ped Actn:				4	Obj Strk:		42			
292	103357250	12.404	12/24/2011 18:58	REAR END, SLOW OR STOP	\$ 30000	0	0	1	0	1	5	1	2	0	0	1
Unit	1 : 1	Alchl/Drugs:	0	Speed:	0 MPH Dir: E	Veh Mnvr/Ped Actn:				1	Obj Strk:					

**North Carolina Department of Transportation
Traffic Engineering Accident Analysis System
Strip Analysis Report**

Acc No	Crash ID	Milepost	Date	Accident Type	Total Damage	Injuries				Condition			Road		Trfc Ctl	
						F	A	B	C	R	L	W	Ch	Ci	Dv	Op
Unit	2 : 1	Alchl/Drgs:	0	Speed:	45 MPH	Dir:	E	Veh Mnvr/Ped Actn:				4	Obj Strk:			
293	102721886	12.416	11/04/2009 07:50	SIDESWIPE, SAME DIRECTION	\$ 6000	0	0	0	0	1	1	1	1	0		
Unit	1 : 1	Alchl/Drgs:	0	Speed:	45 MPH	Dir:	E	Veh Mnvr/Ped Actn:				5	Obj Strk:			
Unit	2 : 1	Alchl/Drgs:	0	Speed:	25 MPH	Dir:	E	Veh Mnvr/Ped Actn:				11	Obj Strk:			
294	102652397	12.466	07/30/2009 10:59	ANIMAL	\$ 2000	0	0	0	0	1	1	1	1	0	0	
Unit	1 : 1	Alchl/Drgs:	0	Speed:	45 MPH	Dir:	E	Veh Mnvr/Ped Actn:				4	Obj Strk: 17			
295	102613155	12.483	06/04/2009 15:11	RAN OFF ROAD - LEFT	\$ 20000	0	0	1	0	2	1	3	1	1		
Unit	1 : 2	Alchl/Drgs:	0	Speed:	50 MPH	Dir:	E	Veh Mnvr/Ped Actn:				5	Obj Strk:			
Unit	2 : 1	Alchl/Drgs:	0	Speed:	40 MPH	Dir:	W	Veh Mnvr/Ped Actn:				16	Obj Strk:			
296	105516472	12.500	03/18/2018 18:56	ANIMAL	\$ 2000	0	0	0	0	1	2	1	1	0	0	2
Unit	1 : 1	Alchl/Drgs:	0	Speed:	45 MPH	Dir:	W	Veh Mnvr/Ped Actn:				4	Obj Strk: 17			
297	102529022	12.570	02/04/2009 12:13	SIDESWIPE, SAME DIRECTION	\$ 1000	0	0	0	0	1	1	1	1	0	0	
Unit	1 : 11	Alchl/Drgs:	0	Speed:	45 MPH	Dir:	E	Veh Mnvr/Ped Actn:				4	Obj Strk:			
Unit	2 : 1	Alchl/Drgs:	0	Speed:	40 MPH	Dir:	E	Veh Mnvr/Ped Actn:				5	Obj Strk:			
298	102486410	12.600	12/09/2008 16:27	ANGLE	\$ 3000	0	0	0	0	1	1	2	6	0	1	1
Unit	1 : 1	Alchl/Drgs:	0	Speed:	10 MPH	Dir:	N	Veh Mnvr/Ped Actn:				12	Obj Strk:			
Unit	2 : 1	Alchl/Drgs:	0	Speed:	25 MPH	Dir:	E	Veh Mnvr/Ped Actn:				4	Obj Strk:			
299	102556032	12.600	03/17/2009 17:04	LEFT TURN, DIFFERENT ROADWAYS	\$ 1000	0	0	0	0	1	1	1	3	0	1	1
Unit	1 : 1	Alchl/Drgs:	0	Speed:	35 MPH	Dir:	E	Veh Mnvr/Ped Actn:				4	Obj Strk:			
Unit	2 : 1	Alchl/Drgs:	0	Speed:	6 MPH	Dir:	N	Veh Mnvr/Ped Actn:				8	Obj Strk:			
300	102587303	12.600	05/06/2009 09:16	LEFT TURN, DIFFERENT ROADWAYS	\$ 6000	0	0	0	0	2	1	2	3	0	1	1
Unit	1 : 1	Alchl/Drgs:	0	Speed:	10 MPH	Dir:	NW	Veh Mnvr/Ped Actn:				8	Obj Strk:			
Unit	2 : 2	Alchl/Drgs:	0	Speed:	25 MPH	Dir:	E	Veh Mnvr/Ped Actn:				4	Obj Strk:			
301	102607687	12.600	05/28/2009 11:00	LEFT TURN, DIFFERENT ROADWAYS	\$ 11500	0	0	0	0	1	1	2	2	0	1	1
Unit	1 : 1	Alchl/Drgs:	0	Speed:	20 MPH	Dir:	N	Veh Mnvr/Ped Actn:				4	Obj Strk:			
Unit	2 : 10	Alchl/Drgs:	0	Speed:	5 MPH	Dir:	SW	Veh Mnvr/Ped Actn:				8	Obj Strk:			

**North Carolina Department of Transportation
Traffic Engineering Accident Analysis System
Strip Analysis Report**

Acc No	Crash ID	Milepost	Date	Accident Type	Total Damage	Injuries				Condition			Road		Trfc Ctl	
						F	A	B	C	R	L	W	Ch	Ci	Dv	Op
302	102726338	12.600	11/03/2009 10:32	OTHER NON-COLLISION	\$ 8800	0	0	0	2	1	1	1	5	0	0	
Unit	1 : 4	Alchl/Drgs:	0	Speed:	5 MPH Dir: W	Veh Mnvr/Ped Actn:				16	Obj Strk:					
Unit	2 : 1	Alchl/Drgs:	0	Speed:	5 MPH Dir: W	Veh Mnvr/Ped Actn:				16	Obj Strk:					
Unit	3 : 1	Alchl/Drgs:	0	Speed:	45 MPH Dir: W	Veh Mnvr/Ped Actn:				4	Obj Strk:					
303	102739663	12.600	11/17/2009 18:08	LEFT TURN, DIFFERENT ROADWAYS	\$ 7000	0	0	1	1	1	2	1	2	0	1	1
Unit	1 : 31	Alchl/Drgs:	0	Speed:	30 MPH Dir: N	Veh Mnvr/Ped Actn:				4	Obj Strk:					
Unit	2 : 1	Alchl/Drgs:	0	Speed:	5 MPH Dir: SW	Veh Mnvr/Ped Actn:				8	Obj Strk:					
304	102842890	12.600	04/13/2010 17:41	LEFT TURN, DIFFERENT ROADWAYS	\$ 3000	0	0	0	0	1	1	1	7	0	1	1
Unit	1 : 1	Alchl/Drgs:	0	Speed:	10 MPH Dir: NW	Veh Mnvr/Ped Actn:				8	Obj Strk:					
Unit	2 : 1	Alchl/Drgs:	0	Speed:	25 MPH Dir: NE	Veh Mnvr/Ped Actn:				4	Obj Strk:					
305	103164713	12.600	05/04/2011 08:40	LEFT TURN, DIFFERENT ROADWAYS	\$ 1500	0	0	0	0	2	1	2	1	0	1	1
Unit	1 : 1	Alchl/Drgs:	0	Speed:	25 MPH Dir: E	Veh Mnvr/Ped Actn:				4	Obj Strk:					
Unit	2 : 1	Alchl/Drgs:	0	Speed:	15 MPH Dir: N	Veh Mnvr/Ped Actn:				8	Obj Strk:					
306	103162882	12.600	05/15/2011 09:50	ANGLE	\$ 9500	0	0	0	0	1	1	1	3	0	1	1
Unit	1 : 1	Alchl/Drgs:	0	Speed:	0 MPH Dir: N	Veh Mnvr/Ped Actn:				4	Obj Strk:		20			
Unit	2 : 4	Alchl/Drgs:	0	Speed:	0 MPH Dir: NE	Veh Mnvr/Ped Actn:				8	Obj Strk:					
307	103176994	12.600	05/25/2011 15:05	LEFT TURN, DIFFERENT ROADWAYS	\$ 5500	0	0	0	0	1	1	1	1	0	1	1
Unit	1 : 4	Alchl/Drgs:	0	Speed:	5 MPH Dir: SW	Veh Mnvr/Ped Actn:				8	Obj Strk:					
Unit	2 : 1	Alchl/Drgs:	0	Speed:	25 MPH Dir: N	Veh Mnvr/Ped Actn:				4	Obj Strk:					
308	103211680	12.600	07/14/2011 15:58	LEFT TURN, DIFFERENT ROADWAYS	\$ 5900	0	0	0	1	1	1	1	3	0	1	1
Unit	1 : 1	Alchl/Drgs:	0	Speed:	25 MPH Dir: W	Veh Mnvr/Ped Actn:				4	Obj Strk:					
Unit	2 : 4	Alchl/Drgs:	0	Speed:	10 MPH Dir: W	Veh Mnvr/Ped Actn:				8	Obj Strk:					
309	103387390	12.600	02/04/2012 14:03	SIDESWIPE, SAME DIRECTION	\$ 1500	0	0	0	0	2	1	2	7	0	1	1
Unit	1 : 4	Alchl/Drgs:	0	Speed:	27 MPH Dir: W	Veh Mnvr/Ped Actn:				11	Obj Strk:					
Unit	2 : 4	Alchl/Drgs:	0	Speed:	15 MPH Dir: NW	Veh Mnvr/Ped Actn:				8	Obj Strk:					
310	103628518	12.600	12/11/2012 08:01	LEFT TURN, DIFFERENT ROADWAYS	\$ 5500	0	0	0	0	1	3	2	7	0	1	1
Unit	1 : 1	Alchl/Drgs:	0	Speed:	25 MPH Dir: E	Veh Mnvr/Ped Actn:				4	Obj Strk:					
Unit	2 : 1	Alchl/Drgs:	0	Speed:	20 MPH Dir: N	Veh Mnvr/Ped Actn:				8	Obj Strk:					

**North Carolina Department of Transportation
Traffic Engineering Accident Analysis System
Strip Analysis Report**

Acc No	Crash ID	Milepost	Date	Accident Type	Total Damage	Injuries				Condition			Road		Trfc Ctl	
						F	A	B	C	R	L	W	Ch	Ci	Dv	Op
311	103973458	12.600	12/16/2013 17:34	LEFT TURN, DIFFERENT ROADWAYS	\$ 10200	0	0	0	1	1	4	1	3	0	1	1
Unit	1 : 1	Alchl/Drugs:	0	Speed:	25 MPH Dir: E	Veh Mnvr/Ped Actn:				4	Obj Strk:					
Unit	2 : 1	Alchl/Drugs:	0	Speed:	10 MPH Dir: NW	Veh Mnvr/Ped Actn:				8	Obj Strk:					
312	103973111	12.600	01/20/2014 09:35	LEFT TURN, DIFFERENT ROADWAYS	\$ 10000	0	0	0	1	1	1	1	3	0	1	1
Unit	1 : 1	Alchl/Drugs:	0	Speed:	5 MPH Dir: E	Veh Mnvr/Ped Actn:				12	Obj Strk:					
Unit	2 : 1	Alchl/Drugs:	0	Speed:	30 MPH Dir: N	Veh Mnvr/Ped Actn:				4	Obj Strk:					
313	104433901	12.600	07/13/2015 08:24	LEFT TURN, DIFFERENT ROADWAYS	\$ 1400	0	0	0	0	1	1	2	2	0	1	1
Unit	1 : 17	Alchl/Drugs:	0	Speed:	5 MPH Dir: N	Veh Mnvr/Ped Actn:				12	Obj Strk:					
Unit	2 : 4	Alchl/Drugs:	0	Speed:	15 MPH Dir: N	Veh Mnvr/Ped Actn:				4	Obj Strk:					
314	104576023	12.600	11/13/2015 07:23	LEFT TURN, DIFFERENT ROADWAYS	\$ 9000	0	0	0	2	1	1	1	3	0	1	1
Unit	1 : 4	Alchl/Drugs:	0	Speed:	10 MPH Dir: W	Veh Mnvr/Ped Actn:				8	Obj Strk:					
Unit	2 : 1	Alchl/Drugs:	0	Speed:	25 MPH Dir: N	Veh Mnvr/Ped Actn:				4	Obj Strk:					
315	104975677	12.600	12/02/2016 18:01	ANGLE	\$ 3000	0	0	0	0	1	4	1	7	0	1	1
Unit	1 : 4	Alchl/Drugs:	0	Speed:	20 MPH Dir: NE	Veh Mnvr/Ped Actn:				4	Obj Strk:					
Unit	2 : 4	Alchl/Drugs:	0	Speed:	5 MPH Dir: NE	Veh Mnvr/Ped Actn:				8	Obj Strk:					
316	105258266	12.600	10/07/2017 18:00	ANGLE	\$ 7000	0	0	0	0	2	1	2		0		
Unit	1 : 1	Alchl/Drugs:	0	Speed:	0 MPH Dir: N	Veh Mnvr/Ped Actn:				4	Obj Strk:					
Unit	2 : 1	Alchl/Drugs:	0	Speed:	25 MPH Dir: W	Veh Mnvr/Ped Actn:				4	Obj Strk:					
317	104334247	12.602	01/18/2015 11:02	ANIMAL	\$ 2000	0	0	0	0	1	4	1	1	0		2
Unit	1 : 1	Alchl/Drugs:	0	Speed:	45 MPH Dir: S	Veh Mnvr/Ped Actn:				4	Obj Strk:		17			
318	103714740	12.626	03/23/2013 21:14	ANIMAL	\$ 2500	0	0	0	0	1	4	2	1	0		
Unit	1 : 1	Alchl/Drugs:	0	Speed:	40 MPH Dir: W	Veh Mnvr/Ped Actn:				4	Obj Strk:		17			
319	103996493	12.638	02/03/2014 01:42	RAN OFF ROAD - LEFT	\$ 10000	0	0	0	0	1	5	1	1	0	0	
Unit	1 : 1	Alchl/Drugs:	0	Speed:	50 MPH Dir: W	Veh Mnvr/Ped Actn:				4	Obj Strk:					
320	105117149	12.660	05/25/2017 09:15	SIDESWIPE, SAME DIRECTION	\$ 1300	0	0	0	0	1	1	1	1	0	0	
Unit	1 : 1	Alchl/Drugs:	0	Speed:	50 MPH Dir: NW	Veh Mnvr/Ped Actn:				4	Obj Strk:					
Unit	2 : 1	Alchl/Drugs:	0	Speed:	50 MPH Dir: NW	Veh Mnvr/Ped Actn:				4	Obj Strk:					

**North Carolina Department of Transportation
Traffic Engineering Accident Analysis System
Strip Analysis Report**

Acc No	Crash ID	Milepost	Date	Accident Type	Total Damage	Injuries				Condition			Road		Trfc Ctl	
						F	A	B	C	R	L	W	Ch	Ci	Dv	Op
321	104047244	12.666	04/17/2014 16:08	REAR END, SLOW OR STOP	\$ 2300	0	0	0	0	1	1	1	1	0	0	
Unit	1 : 1	Alchl/Drgs:	0	Speed: 5 MPH Dir: E		Veh Mnvr/Ped Actn:				11	Obj Strk:					
Unit	2 : 1	Alchl/Drgs:	0	Speed: 45 MPH Dir: E		Veh Mnvr/Ped Actn:				4	Obj Strk:					
322	102560291	12.700	03/25/2009 22:03	RAN OFF ROAD - LEFT	\$ 11000	0	0	1	3	2	4	2	3	0	0	
Unit	1 : 1	Alchl/Drgs:	0	Speed: 45 MPH Dir: E		Veh Mnvr/Ped Actn:				15	Obj Strk:		33			
Unit	2 : 4	Alchl/Drgs:	0	Speed: 25 MPH Dir: W		Veh Mnvr/Ped Actn:				4	Obj Strk:					
323	102626864	12.700	06/20/2009 15:58	REAR END, SLOW OR STOP	\$ 2000	0	0	0	0	1	1	1	2	0		
Unit	1 : 1	Alchl/Drgs:	0	Speed: 45 MPH Dir: E		Veh Mnvr/Ped Actn:				11	Obj Strk:					
Unit	2 : 4	Alchl/Drgs:	0	Speed: 10 MPH Dir: E		Veh Mnvr/Ped Actn:				11	Obj Strk:					
324	104368810	12.700	05/02/2015 04:10	RAN OFF ROAD - RIGHT	\$ 7000	0	0	0	0	1	5	1	1	0	0	2
Unit	1 : 2	Alchl/Drgs:	7	Speed: 45 MPH Dir: E		Veh Mnvr/Ped Actn:				5	Obj Strk:					
325	102940328	12.710	08/03/2010 02:40	FIXED OBJECT	\$ 17000	0	0	0	1	1	4	1	6	0	0	
Unit	1 : 1	Alchl/Drgs:	2	Speed: 40 MPH Dir: E		Veh Mnvr/Ped Actn:				7	Obj Strk:		55			
326	103174348	12.710	05/23/2011 17:44	FIXED OBJECT	\$ 4000	0	0	0	0	1	1	1	3	0	0	
Unit	1 : 1	Alchl/Drgs:	0	Speed: 45 MPH Dir: E		Veh Mnvr/Ped Actn:				7	Obj Strk:		33			
327	103496107	12.710	07/09/2012 08:00	REAR END, SLOW OR STOP	\$ 400	0	0	0	3	1	1	1	7	0	2	
Unit	1 : 1	Alchl/Drgs:	0	Speed: 5 MPH Dir: N		Veh Mnvr/Ped Actn:				12	Obj Strk:					
Unit	2 : 1	Alchl/Drgs:	0	Speed: 0 MPH Dir: N		Veh Mnvr/Ped Actn:				1	Obj Strk:					
328	104333752	12.710	01/07/2015 12:45	REAR END, SLOW OR STOP	\$ 2000	0	0	0	1	1	1	2	7	0	0	
Unit	1 : 4	Alchl/Drgs:	0	Speed: 10 MPH Dir: NE		Veh Mnvr/Ped Actn:				11	Obj Strk:					
Unit	2 : 1	Alchl/Drgs:	0	Speed: 0 MPH Dir: NE		Veh Mnvr/Ped Actn:				1	Obj Strk:					
329	103232901	12.720	08/16/2011 11:53	SIDESWIPE, SAME DIRECTION	\$ 4500	0	0	0	0	1	1	1	3	0	1	1
Unit	1 : 1	Alchl/Drgs:	0	Speed: 0 MPH Dir: E		Veh Mnvr/Ped Actn:				4	Obj Strk:					
Unit	2 : 5	Alchl/Drgs:	0	Speed: 0 MPH Dir: E		Veh Mnvr/Ped Actn:				5	Obj Strk:					
330	103628508	12.720	12/10/2012 08:23	ANGLE	\$ 1200	0	0	0	0	2	1	2	7	0	0	2
Unit	1 : 1	Alchl/Drgs:	0	Speed: 15 MPH Dir: E		Veh Mnvr/Ped Actn:				5	Obj Strk:					

**North Carolina Department of Transportation
Traffic Engineering Accident Analysis System
Strip Analysis Report**

Acc No	Crash ID	Milepost	Date	Accident Type	Total Damage	Injuries				Condition			Road		Trfc Ctl	
						F	A	B	C	R	L	W	Ch	Ci	Dv	Op
Unit	2 : 1	Alchl/Drgs:	0	Speed:	50 MPH Dir: E	Veh Mnvr/Ped Actn:				4	Obj Strk:					
331	104357861	12.720	04/17/2015 15:42	REAR END, SLOW OR STOP	\$ 2000	0	0	0	0	1	1	1	1	0	0	1
Unit	1 : 1	Alchl/Drgs:	0	Speed:	0 MPH Dir: W	Veh Mnvr/Ped Actn:				11	Obj Strk:					
Unit	2 : 5	Alchl/Drgs:	0	Speed:	50 MPH Dir: W	Veh Mnvr/Ped Actn:				4	Obj Strk:					
332	103068909	12.740	01/04/2011 18:01	SIDESWIPE, SAME DIRECTION	\$ 1900	0	0	0	0	1	4	1	1	0		
Unit	1 : 4	Alchl/Drgs:	0	Speed:	45 MPH Dir: E	Veh Mnvr/Ped Actn:				4	Obj Strk:					
Unit	2 : 1	Alchl/Drgs:	0	Speed:	30 MPH Dir: E	Veh Mnvr/Ped Actn:				5	Obj Strk:					
333	104047261	12.750	04/20/2014 17:52	RAN OFF ROAD - LEFT	\$ 3700	0	0	0	0	1	1	1	2	0	0	2
Unit	1 : 1	Alchl/Drgs:	0	Speed:	45 MPH Dir: E	Veh Mnvr/Ped Actn:				4	Obj Strk: 37					
334	104534849	12.766	10/16/2015 23:10	REAR END, SLOW OR STOP	\$ 500	0	0	1	0	1	4	1	1	0		
Unit	1 : 4	Alchl/Drgs:	0	Speed:	45 MPH Dir: E	Veh Mnvr/Ped Actn:				11	Obj Strk:					
Unit	2 : 32	Alchl/Drgs:	7	Speed:	45 MPH Dir: E	Veh Mnvr/Ped Actn:				4	Obj Strk:					
335	103853598	12.780	09/06/2013 16:37	OTHER NON-COLLISION	\$ 5200	0	0	0	0	1	1	1	1	0		
Unit	1 : 4	Alchl/Drgs:	0	Speed:	45 MPH Dir: W	Veh Mnvr/Ped Actn:				4	Obj Strk:					
Unit	2 : 4	Alchl/Drgs:	0	Speed:	45 MPH Dir: E	Veh Mnvr/Ped Actn:				4	Obj Strk:					
336	103916347	12.780	11/11/2013 11:10	REAR END, SLOW OR STOP	\$ 5000	0	0	0	0	1	1	1	1	0		
Unit	1 : 1	Alchl/Drgs:	0	Speed:	45 MPH Dir: E	Veh Mnvr/Ped Actn:				4	Obj Strk:					
Unit	2 : 1	Alchl/Drgs:	0	Speed:	35 MPH Dir: E	Veh Mnvr/Ped Actn:				5	Obj Strk:					
337	102508036	12.790	01/03/2009 19:09	RIGHT TURN, SAME ROADWAY	\$ 6350	0	0	0	1	1	5	1	1	0	0	
Unit	1 : 1	Alchl/Drgs:	0	Speed:	45 MPH Dir: E	Veh Mnvr/Ped Actn:				4	Obj Strk:					
Unit	2 : 4	Alchl/Drgs:	0	Speed:	30 MPH Dir: SE	Veh Mnvr/Ped Actn:				7	Obj Strk:					
338	103554218	12.790	09/18/2012 13:04	REAR END, TURN	\$ 20000	0	0	0	0	3	1	3	3	0	0	
Unit	1 : 11	Alchl/Drgs:	0	Speed:	40 MPH Dir: W	Veh Mnvr/Ped Actn:				4	Obj Strk:					
Unit	2 : 1	Alchl/Drgs:	0	Speed:	5 MPH Dir: W	Veh Mnvr/Ped Actn:				9	Obj Strk:					
339	104960370	12.790	12/01/2016 08:10	REAR END, SLOW OR STOP	\$ 7500	0	0	0	2	1	1	1	1	0	0	
Unit	1 : 1	Alchl/Drgs:	0	Speed:	20 MPH Dir: E	Veh Mnvr/Ped Actn:				4	Obj Strk:					
Unit	2 : 1	Alchl/Drgs:	0	Speed:	0 MPH Dir: E	Veh Mnvr/Ped Actn:				11	Obj Strk:					

**North Carolina Department of Transportation
Traffic Engineering Accident Analysis System
Strip Analysis Report**

Acc No	Crash ID	Milepost	Date	Accident Type	Total Damage	Injuries				Condition			Road		Trfc Ctl	
						F	A	B	C	R	L	W	Ch	Ci	Dv	Op
340	104416438	12.796	06/22/2015 07:43	REAR END, SLOW OR STOP	\$ 3200	0	0	0	1	1	1	1	3	0	0	2
Unit	1 : 10	Alchl/Drgs:	0	Speed: 35 MPH Dir: E		Veh Mnvr/Ped Actn:				11	Obj Strk:					
Unit	2 : 1	Alchl/Drgs:	0	Speed: 0 MPH Dir: E		Veh Mnvr/Ped Actn:				1	Obj Strk:					
341	103251350	12.800	09/09/2011 08:28	OTHER NON-COLLISION	\$ 1200	0	0	0	1	1	1	1	3	12	1	1
Unit	1 : 20	Alchl/Drgs:	0	Speed: 0 MPH Dir: W		Veh Mnvr/Ped Actn:				4	Obj Strk:					
Unit	2 : 1	Alchl/Drgs:	0	Speed: 0 MPH Dir: N		Veh Mnvr/Ped Actn:				12	Obj Strk:					
342	103350908	12.800	12/17/2011 14:19	LEFT TURN, SAME ROADWAY	\$ 11000	0	0	0	0	1	1	1	3	0	9	2
Unit	1 : 1	Alchl/Drgs:	0	Speed: 45 MPH Dir: W		Veh Mnvr/Ped Actn:				4	Obj Strk:					
Unit	2 : 1	Alchl/Drgs:	7	Speed: 0 MPH Dir: E		Veh Mnvr/Ped Actn:				8	Obj Strk:					
343	104742440	12.800	05/12/2016 10:55	LEFT TURN, DIFFERENT ROADWAYS	\$ 12000	0	0	0	2	1	1	1	3	0	0	2
Unit	1 : 4	Alchl/Drgs:	0	Speed: 45 MPH Dir: NW		Veh Mnvr/Ped Actn:				4	Obj Strk:					
Unit	2 : 1	Alchl/Drgs:	0	Speed: 25 MPH Dir: SE		Veh Mnvr/Ped Actn:				8	Obj Strk:					
344	104792886	12.800	06/26/2016 18:06	RAN OFF ROAD - LEFT	\$ 5000	0	0	0	0	1	1	1	6	0	0	2
Unit	1 : 1	Alchl/Drgs:	0	Speed: 35 MPH Dir: E		Veh Mnvr/Ped Actn:				7	Obj Strk:		48			
345	105117145	12.800	05/24/2017 07:36	RAN OFF ROAD - LEFT	\$ 5500	0	0	1	1	1	1	2	2	0	0	2
Unit	1 : 6	Alchl/Drgs:	0	Speed: 40 MPH Dir: E		Veh Mnvr/Ped Actn:				4	Obj Strk:					
Unit	2 : 1	Alchl/Drgs:	0	Speed: 40 MPH Dir: E		Veh Mnvr/Ped Actn:				4	Obj Strk:					
346	105695768	12.800	11/15/2018 14:34	LEFT TURN, DIFFERENT ROADWAYS	\$ 2000	0	0	0	0	2	1	3	1	0	0	2
Unit	1 : 1	Alchl/Drgs:	0	Speed: 10 MPH Dir: S		Veh Mnvr/Ped Actn:				8	Obj Strk:					
Unit	2 : 1	Alchl/Drgs:	0	Speed: 45 MPH Dir: E		Veh Mnvr/Ped Actn:				4	Obj Strk:					
347	104433898	12.806	07/13/2015 08:16	ANGLE	\$ 1400	0	0	0	0	1	1	1	1	0		2
Unit	1 : 1	Alchl/Drgs:	0	Speed: 35 MPH Dir: N		Veh Mnvr/Ped Actn:				4	Obj Strk:					
Unit	2 : 1	Alchl/Drgs:	0	Speed: 8 MPH Dir: N		Veh Mnvr/Ped Actn:				7	Obj Strk:					
348	105001622	12.806	01/15/2017 21:22	LEFT TURN, SAME ROADWAY	\$ 10000	0	0	0	0	2	4	3	3	0	0	
Unit	1 : 1	Alchl/Drgs:	0	Speed: 10 MPH Dir: NW		Veh Mnvr/Ped Actn:				8	Obj Strk:					
Unit	2 : 1	Alchl/Drgs:	0	Speed: 50 MPH Dir: SE		Veh Mnvr/Ped Actn:				4	Obj Strk:					

**North Carolina Department of Transportation
Traffic Engineering Accident Analysis System
Strip Analysis Report**

Acc No	Crash ID	Milepost	Date	Accident Type	Total Damage	Injuries				Condition			Road		Trfc Ctl	
						F	A	B	C	R	L	W	Ch	Ci	Dv	Op
349	105109954	12.806	05/17/2017 11:43	RAN OFF ROAD - LEFT	\$ 350	0	0	1	0	1	1	1	3	0	0	
Unit	1 : 21	Alchl/Drugs:	1	Speed: 45 MPH	Dir: SE	Veh Mnvr/Ped Actn: 4				Obj Strk: 48						
350	102738078	12.810	11/15/2009 15:56	REAR END, SLOW OR STOP	\$ 5000	0	0	0	0	1	1	1	1	0		
Unit	1 : 1	Alchl/Drugs:	0	Speed: 50 MPH	Dir: W	Veh Mnvr/Ped Actn: 4				Obj Strk:						
Unit	2 : 1	Alchl/Drugs:	0	Speed: 45 MPH	Dir: W	Veh Mnvr/Ped Actn: 4				Obj Strk:						
Unit	3 : 1	Alchl/Drugs:	0	Speed: 5 MPH	Dir: W	Veh Mnvr/Ped Actn: 1				Obj Strk:						
351	104168409	12.820	07/16/2013 07:22	ANIMAL	\$ 5150	0	0	0	0	1	1	1	1	0	1	1
Unit	1 : 1	Alchl/Drugs:	0	Speed: 40 MPH	Dir: W	Veh Mnvr/Ped Actn: 4				Obj Strk:						
Unit	2 : 1	Alchl/Drugs:	0	Speed: 40 MPH	Dir: W	Veh Mnvr/Ped Actn: 5				Obj Strk:						
Unit	3 : 4	Alchl/Drugs:	0	Speed: 40 MPH	Dir: W	Veh Mnvr/Ped Actn: 4				Obj Strk:						
352	105714108	12.825	11/28/2018 18:11	HEAD ON	\$ 12000	0	1	1	1	1	4	1	1	0	0	
Unit	1 : 10	Alchl/Drugs:	0	Speed: 45 MPH	Dir: SE	Veh Mnvr/Ped Actn: 4				Obj Strk:						
Unit	2 : 1	Alchl/Drugs:	0	Speed: 45 MPH	Dir: NW	Veh Mnvr/Ped Actn: 16				Obj Strk:						
353	105411857	12.830	02/23/2018 10:08	ANGLE	\$ 2700	0	0	0	0	1	1	1	1	0	0	1
Unit	1 : 1	Alchl/Drugs:	0	Speed: 45 MPH	Dir: E	Veh Mnvr/Ped Actn: 5				Obj Strk:						
Unit	2 : 1	Alchl/Drugs:	0	Speed: 30 MPH	Dir: E	Veh Mnvr/Ped Actn: 4				Obj Strk:						
354	102705980	12.850	10/14/2009 14:06	REAR END, TURN	\$ 3000	0	0	0	0	2	1	3	1	0	0	
Unit	1 : 1	Alchl/Drugs:	0	Speed: 45 MPH	Dir: W	Veh Mnvr/Ped Actn: 4				Obj Strk:						
Unit	2 : 1	Alchl/Drugs:	0	Speed: 0 MPH	Dir: W	Veh Mnvr/Ped Actn: 16				Obj Strk:						
355	103735634	12.866	04/22/2013 16:11	ANIMAL	\$ 1500	0	0	0	0	1	1	1	1	0	0	
Unit	1 : 1	Alchl/Drugs:	0	Speed: 45 MPH	Dir: SW	Veh Mnvr/Ped Actn: 4				Obj Strk: 17						
356	103142995	12.896	03/22/2011 14:56	REAR END, SLOW OR STOP	\$ 1200	0	0	0	0	1	1	1	1	0	0	
Unit	1 : 1	Alchl/Drugs:	0	Speed: 45 MPH	Dir: W	Veh Mnvr/Ped Actn: 4				Obj Strk:						
Unit	2 : 26	Alchl/Drugs:	0	Speed: 0 MPH	Dir:	Veh Mnvr/Ped Actn:				Obj Strk:						
357	104641702	12.920	01/26/2016 06:39	REAR END, TURN	\$ 2500	0	0	0	0	4	2	1	1	1	0	
Unit	1 : 1	Alchl/Drugs:	0	Speed: 30 MPH	Dir: W	Veh Mnvr/Ped Actn: 4				Obj Strk:						
Unit	2 : 1	Alchl/Drugs:	0	Speed: 30 MPH	Dir: W	Veh Mnvr/Ped Actn: 4				Obj Strk:						
Unit	3 : 1	Alchl/Drugs:	0	Speed: 30 MPH	Dir: W	Veh Mnvr/Ped Actn: 4				Obj Strk:						

**North Carolina Department of Transportation
Traffic Engineering Accident Analysis System
Strip Analysis Report**

Acc No	Crash ID	Milepost	Date	Accident Type	Total Damage	Injuries				Condition			Road		Trfc Ctl	
						F	A	B	C	R	L	W	Ch	Ci	Dv	Op
358	102945402	13.013	08/14/2010 00:24	RAN OFF ROAD - LEFT	\$ 5100	0	0	0	0	1	5	1	1	0	0	
Unit	1 : 1	Alchl/Drgs:	0	Speed: 55 MPH	Dir: N	Veh Mnvr/Ped Actn: 4				Obj Strk: 33						
359	104573027	13.056	11/09/2015 06:36	ANIMAL	\$ 1500	0	0	0	1	2	3	3	1	0		
Unit	1 : 1	Alchl/Drgs:	0	Speed: 40 MPH	Dir: E	Veh Mnvr/Ped Actn: 4				Obj Strk: 17						
360	105296204	13.066	11/16/2017 16:47	REAR END, SLOW OR STOP	\$ 2700	0	0	1	0	1	1	1	1	0	0	
Unit	1 : 1	Alchl/Drgs:	0	Speed: 0 MPH	Dir: W	Veh Mnvr/Ped Actn: 1				Obj Strk:						
Unit	2 : 20	Alchl/Drgs:	0	Speed: 30 MPH	Dir: W	Veh Mnvr/Ped Actn: 11				Obj Strk:						
361	102636916	13.100	07/01/2009 05:41	RAN OFF ROAD - RIGHT	\$ 5000	0	0	0	0	1	3	1	3	0		
Unit	1 : 1	Alchl/Drgs:	0	Speed: 55 MPH	Dir: E	Veh Mnvr/Ped Actn: 15				Obj Strk: 42						
362	103847203	13.100	08/31/2013 04:47	RAN OFF ROAD - RIGHT	\$ 20000	0	0	0	0	1	4	1	1	0	0	2
Unit	1 : 1	Alchl/Drgs:	1	Speed: 50 MPH	Dir: NE	Veh Mnvr/Ped Actn: 4				Obj Strk: 18						
363	102788285	13.113	01/26/2010 12:21	SIDESWIPE, SAME DIRECTION	\$ 2200	0	0	0	0	1	1	1	1	0	0	2
Unit	1 : 2	Alchl/Drgs:	0	Speed: 45 MPH	Dir: E	Veh Mnvr/Ped Actn: 5				Obj Strk:						
Unit	2 : 1	Alchl/Drgs:	0	Speed: 45 MPH	Dir: E	Veh Mnvr/Ped Actn: 4				Obj Strk:						
364	102491270	13.126	01/10/2009 22:30	ANIMAL	\$ 1500	0	0	0	0	2	5	3		0		
Unit	1 : 1	Alchl/Drgs:	7	Speed: 0 MPH	Dir: W	Veh Mnvr/Ped Actn: 4				Obj Strk: 17						
365	104868345	13.146	09/12/2016 07:40	SIDESWIPE, SAME DIRECTION	\$ 5000	0	0	0	0	1	1	1	1	0	0	2
Unit	1 : 1	Alchl/Drgs:	0	Speed: 45 MPH	Dir: N	Veh Mnvr/Ped Actn: 5				Obj Strk:						
Unit	2 : 1	Alchl/Drgs:	0	Speed: 45 MPH	Dir: W	Veh Mnvr/Ped Actn: 4				Obj Strk:						
366	104761810	13.196	05/21/2016 10:33	SIDESWIPE, SAME DIRECTION	\$ 3500	0	0	0	1	1	1	1	1	0	0	
Unit	1 : 1	Alchl/Drgs:	0	Speed: 45 MPH	Dir: W	Veh Mnvr/Ped Actn: 5				Obj Strk: 58						
Unit	2 : 2	Alchl/Drgs:	0	Speed: 45 MPH	Dir: W	Veh Mnvr/Ped Actn: 4				Obj Strk:						
367	102488340	13.226	12/11/2008 22:33	PEDESTRIAN	\$ 5000	1	0	2	0	2	5	2	3	0		2
Unit	1 : 1	Alchl/Drgs:	0	Speed: 50 MPH	Dir: E	Veh Mnvr/Ped Actn: 4				Obj Strk: 14						
Unit	2 : 24	Alchl/Drgs:	0	Speed: 0 MPH	Dir:	Veh Mnvr/Ped Actn:				Obj Strk: 14						
Unit	3 : 24	Alchl/Drgs:	0	Speed: 0 MPH	Dir:	Veh Mnvr/Ped Actn:				Obj Strk: 14						
Unit	4 : 24	Alchl/Drgs:	0	Speed: 0 MPH	Dir:	Veh Mnvr/Ped Actn:				Obj Strk: 14						

**North Carolina Department of Transportation
Traffic Engineering Accident Analysis System
Strip Analysis Report**

Acc No	Crash ID	Milepost	Date	Accident Type	Total Damage	Injuries				Condition			Road		Trfc Ctl	
						F	A	B	C	R	L	W	Ch	Ci	Dv	Op
368	103592457	13.226	11/05/2012 23:42	FIXED OBJECT	\$ 311	0	0	0	0	1	5	1	1	0	0	
Unit	1 : 31	Alchl/Drugs:	0	Speed:	10 MPH Dir: E	Veh Mnvr/Ped Actn:				14	Obj Strk:		55			
369	105539539	13.240	07/03/2018 13:45	SIDESWIPE, SAME DIRECTION	\$ 4600	0	0	0	0	1	1	1	5	0	0	2
Unit	1 : 1	Alchl/Drugs:	0	Speed:	45 MPH Dir: E	Veh Mnvr/Ped Actn:				4	Obj Strk:		18			
Unit	2 : 1	Alchl/Drugs:	0	Speed:	45 MPH Dir: E	Veh Mnvr/Ped Actn:				5	Obj Strk:					
370	102581988	13.326	04/28/2009 08:33	ANIMAL	\$ 1500	0	0	0	0	1	1	1	1	0	0	
Unit	1 : 1	Alchl/Drugs:	0	Speed:	45 MPH Dir: W	Veh Mnvr/Ped Actn:				4	Obj Strk:		17			
371	103470129	13.350	06/03/2012 10:22	RAN OFF ROAD - RIGHT	\$ 3000	0	0	0	0	1	1	1	2	0		
Unit	1 : 1	Alchl/Drugs:	0	Speed:	45 MPH Dir: S	Veh Mnvr/Ped Actn:				4	Obj Strk:		42			
372	103062754	13.398	12/22/2010 11:55	ANIMAL	\$ 5000	0	0	0	1	1	1	1	3	0	0	2
Unit	1 : 1	Alchl/Drugs:	0	Speed:	0 MPH Dir: W	Veh Mnvr/Ped Actn:				4	Obj Strk:		17			
373	102509187	13.426	01/06/2009 08:30	LEFT TURN, SAME ROADWAY	\$ 4000	0	0	0	0	2	1	3	3	0	3	1
Unit	1 : 1	Alchl/Drugs:	0	Speed:	15 MPH Dir: SE	Veh Mnvr/Ped Actn:				8	Obj Strk:					
Unit	2 : 5	Alchl/Drugs:	0	Speed:	25 MPH Dir: N	Veh Mnvr/Ped Actn:				4	Obj Strk:					
374	102541548	13.426	02/23/2009 11:57	LEFT TURN, SAME ROADWAY	\$ 2500	0	0	0	0	1	1	1	3	0	3	1
Unit	1 : 12	Alchl/Drugs:	0	Speed:	10 MPH Dir: SW	Veh Mnvr/Ped Actn:				8	Obj Strk:					
Unit	2 : 1	Alchl/Drugs:	0	Speed:	0 MPH Dir: SW	Veh Mnvr/Ped Actn:				8	Obj Strk:					
375	102551089	13.426	03/09/2009 08:48	LEFT TURN, DIFFERENT ROADWAYS	\$ 700	0	0	0	1	1	1	1	3	0	3	1
Unit	1 : 20	Alchl/Drugs:	0	Speed:	30 MPH Dir: N	Veh Mnvr/Ped Actn:				4	Obj Strk:					
Unit	2 : 2	Alchl/Drugs:	0	Speed:	15 MPH Dir: SW	Veh Mnvr/Ped Actn:				8	Obj Strk:					
376	102595864	13.426	05/11/2009 13:41	LEFT TURN, SAME ROADWAY	\$ 4500	0	0	0	1	2	1	2	3	0	3	1
Unit	1 : 1	Alchl/Drugs:	0	Speed:	25 MPH Dir: S	Veh Mnvr/Ped Actn:				8	Obj Strk:					
Unit	2 : 1	Alchl/Drugs:	0	Speed:	35 MPH Dir: N	Veh Mnvr/Ped Actn:				4	Obj Strk:					
377	102618312	13.426	06/11/2009 18:40	REAR END, SLOW OR STOP	\$ 1750	0	0	0	0	1	1	1	1	0	3	1
Unit	1 : 1	Alchl/Drugs:	0	Speed:	5 MPH Dir: S	Veh Mnvr/Ped Actn:				4	Obj Strk:					
Unit	2 : 3	Alchl/Drugs:	0	Speed:	0 MPH Dir: S	Veh Mnvr/Ped Actn:				4	Obj Strk:					

**North Carolina Department of Transportation
Traffic Engineering Accident Analysis System
Strip Analysis Report**

Acc No	Crash ID	Milepost	Date	Accident Type	Total Damage	Injuries				Condition			Road		Trfc Ctl	
						F	A	B	C	R	L	W	Ch	Ci	Dv	Op
378	102628457	13.426	06/22/2009 19:06	ANGLE	\$ 2500	0	0	0	0	1	1	1	1	0	3	1
Unit	1 : 5	Alchl/Drugs:	0	Speed:	10 MPH	Dir:	S	Veh Mnvr/Ped Actn:				11	Obj Strk:			
Unit	2 : 2	Alchl/Drugs:	0	Speed:	10 MPH	Dir:	E	Veh Mnvr/Ped Actn:				16	Obj Strk:			
379	102636131	13.426	07/09/2009 21:25	SIDESWIPE, SAME DIRECTION	\$ 1600	0	0	0	0	1	4	1	1	0	0	
Unit	1 : 1	Alchl/Drugs:	0	Speed:	30 MPH	Dir:	N	Veh Mnvr/Ped Actn:				4	Obj Strk:			
Unit	2 : 4	Alchl/Drugs:	0	Speed:	30 MPH	Dir:	N	Veh Mnvr/Ped Actn:				4	Obj Strk:			
380	102660011	13.426	08/13/2009 08:28	LEFT TURN, SAME ROADWAY	\$ 10000	0	0	0	1	1	1	2	3	0	3	1
Unit	1 : 1	Alchl/Drugs:	0	Speed:	20 MPH	Dir:	NW	Veh Mnvr/Ped Actn:				8	Obj Strk:			
Unit	2 : 1	Alchl/Drugs:	0	Speed:	35 MPH	Dir:	S	Veh Mnvr/Ped Actn:				4	Obj Strk:			
381	102669293	13.426	08/17/2009 14:27	REAR END, SLOW OR STOP	\$ 4000	0	0	0	0	2	1	2	3	0	13	1
Unit	1 : 1	Alchl/Drugs:	0	Speed:	30 MPH	Dir:	S	Veh Mnvr/Ped Actn:				4	Obj Strk:			
Unit	2 : 5	Alchl/Drugs:	0	Speed:	0 MPH	Dir:	S	Veh Mnvr/Ped Actn:				1	Obj Strk:			
382	102670120	13.426	08/22/2009 08:59	SIDESWIPE, SAME DIRECTION	\$ 3150	0	0	0	1	1	1	2	1	0	13	1
Unit	1 : 5	Alchl/Drugs:	0	Speed:	20 MPH	Dir:	S	Veh Mnvr/Ped Actn:				8	Obj Strk:			
Unit	2 : 1	Alchl/Drugs:	0	Speed:	15 MPH	Dir:	S	Veh Mnvr/Ped Actn:				8	Obj Strk: 42			
383	102675763	13.426	09/03/2009 18:09	REAR END, SLOW OR STOP	\$ 4000	0	0	0	0	1	1	1	1	0	0	
Unit	1 : 4	Alchl/Drugs:	0	Speed:	10 MPH	Dir:	W	Veh Mnvr/Ped Actn:				11	Obj Strk:			
Unit	2 : 1	Alchl/Drugs:	0	Speed:	23 MPH	Dir:	W	Veh Mnvr/Ped Actn:				4	Obj Strk:			
384	102680870	13.426	09/11/2009 21:21	REAR END, SLOW OR STOP	\$ 2000	0	0	0	0	1	5	1	5	0	3	1
Unit	1 : 1	Alchl/Drugs:	0	Speed:	0 MPH	Dir:	S	Veh Mnvr/Ped Actn:				4	Obj Strk:			
Unit	2 : 1	Alchl/Drugs:	0	Speed:	20 MPH	Dir:	S	Veh Mnvr/Ped Actn:				4	Obj Strk:			
385	102683465	13.426	09/19/2009 16:20	REAR END, SLOW OR STOP	\$ 1250	0	0	0	1	1	1	1	7	0		
Unit	1 : 3	Alchl/Drugs:	0	Speed:	5 MPH	Dir:	W	Veh Mnvr/Ped Actn:				4	Obj Strk:			
Unit	2 : 4	Alchl/Drugs:	0	Speed:	0 MPH	Dir:	W	Veh Mnvr/Ped Actn:				1	Obj Strk:			
386	102724359	13.426	11/03/2009 10:25	SIDESWIPE, SAME DIRECTION	\$ 4000	0	0	0	0	1	1	1	7	0	3	1
Unit	1 : 14	Alchl/Drugs:	0	Speed:	15 MPH	Dir:	S	Veh Mnvr/Ped Actn:				8	Obj Strk:			
Unit	2 : 1	Alchl/Drugs:	0	Speed:	20 MPH	Dir:	S	Veh Mnvr/Ped Actn:				8	Obj Strk:			

**North Carolina Department of Transportation
Traffic Engineering Accident Analysis System
Strip Analysis Report**

Acc No	Crash ID	Milepost	Date	Accident Type	Total Damage	Injuries				Condition			Road		Trfc Ctl	
						F	A	B	C	R	L	W	Ch	Ci	Dv	Op
387	102762350	13.426	12/17/2009 12:38	LEFT TURN, SAME ROADWAY	\$ 6500	0	0	0	0	1	1	1	3	0	3	1
Unit	1 : 2	Alchl/Drgs:	0	Speed: 10 MPH Dir: NW		Veh Mnvr/Ped Actn:				8	Obj Strk:					
Unit	2 : 3	Alchl/Drgs:	0	Speed: 35 MPH Dir: S		Veh Mnvr/Ped Actn:				4	Obj Strk:					
388	102766185	13.426	12/18/2009 07:51	ANGLE	\$ 6000	0	0	0	0	1	1	2	7	0	3	1
Unit	1 : 1	Alchl/Drgs:	0	Speed: 20 MPH Dir: S		Veh Mnvr/Ped Actn:				8	Obj Strk:					
Unit	2 : 1	Alchl/Drgs:	0	Speed: 35 MPH Dir: N		Veh Mnvr/Ped Actn:				4	Obj Strk:		41			
389	102780369	13.426	01/12/2010 11:58	REAR END, SLOW OR STOP	\$ 11900	0	0	0	2	1	1	1	3	0	3	1
Unit	1 : 4	Alchl/Drgs:	0	Speed: 45 MPH Dir: W		Veh Mnvr/Ped Actn:				1	Obj Strk:					
Unit	2 : 1	Alchl/Drgs:	0	Speed: 45 MPH Dir: W		Veh Mnvr/Ped Actn:				11	Obj Strk:					
Unit	3 : 2	Alchl/Drgs:	0	Speed: 45 MPH Dir: W		Veh Mnvr/Ped Actn:				4	Obj Strk:					
390	102804704	13.426	02/08/2010 14:42	LEFT TURN, DIFFERENT ROADWAYS	\$ 1950	0	0	0	0	1	1	1	3	0	3	1
Unit	1 : 1	Alchl/Drgs:	0	Speed: 10 MPH Dir: S		Veh Mnvr/Ped Actn:				8	Obj Strk:					
Unit	2 : 4	Alchl/Drgs:	0	Speed: 30 MPH Dir: N		Veh Mnvr/Ped Actn:				4	Obj Strk:					
391	102805972	13.426	02/14/2010 11:55	RAN OFF ROAD - LEFT	\$ 11000	0	0	0	0	1	1	1	7	0	0	
Unit	1 : 1	Alchl/Drgs:	0	Speed: 45 MPH Dir: W		Veh Mnvr/Ped Actn:				4	Obj Strk:		63			
392	102823200	13.426	03/15/2010 18:15	LEFT TURN, SAME ROADWAY	\$ 2500	0	0	0	0	1	1	1	6	0	3	1
Unit	1 : 14	Alchl/Drgs:	0	Speed: 10 MPH Dir: SW		Veh Mnvr/Ped Actn:				8	Obj Strk:					
Unit	2 : 1	Alchl/Drgs:	0	Speed: 10 MPH Dir: SW		Veh Mnvr/Ped Actn:				8	Obj Strk:					
393	102823205	13.426	03/15/2010 21:22	REAR END, SLOW OR STOP	\$ 1000	0	0	0	0	1	3	1	7	0	0	
Unit	1 : 1	Alchl/Drgs:	0	Speed: 5 MPH Dir: S		Veh Mnvr/Ped Actn:				11	Obj Strk:					
Unit	2 : 1	Alchl/Drgs:	0	Speed: 10 MPH Dir: S		Veh Mnvr/Ped Actn:				11	Obj Strk:					
394	102835636	13.426	03/27/2010 00:39	ANGLE	\$ 4000	0	0	1	0	1	5	1	3	0	3	1
Unit	1 : 1	Alchl/Drgs:	1	Speed: 35 MPH Dir: S		Veh Mnvr/Ped Actn:				4	Obj Strk:					
Unit	2 : 5	Alchl/Drgs:	2	Speed: 15 MPH Dir: NW		Veh Mnvr/Ped Actn:				8	Obj Strk:					
395	102835010	13.426	04/04/2010 19:55	REAR END, SLOW OR STOP	\$ 0	0	0	0	1	1	4	1	6	0	3	1
Unit	1 : 1	Alchl/Drgs:	0	Speed: 5 MPH Dir: S		Veh Mnvr/Ped Actn:				4	Obj Strk:					
Unit	2 : 1	Alchl/Drgs:	0	Speed: 0 MPH Dir: S		Veh Mnvr/Ped Actn:				1	Obj Strk:					

**North Carolina Department of Transportation
Traffic Engineering Accident Analysis System
Strip Analysis Report**

Acc No	Crash ID	Milepost	Date	Accident Type	Total Damage	Injuries				Condition			Road		Trfc Ctl		
						F	A	B	C	R	L	W	Ch	Ci	Dv	Op	
396	102851965	13.426	04/17/2010 20:50	REAR END, SLOW OR STOP	\$ 15000	0	0	0	0	1	5	1	1	0	0		
Unit	1 : 4	Alchl/Drgs:	0	Speed:	45 MPH Dir: W	Veh Mnvr/Ped Actn:				4	Obj Strk:						
Unit	2 : 4	Alchl/Drgs:	0	Speed:	45 MPH Dir: W	Veh Mnvr/Ped Actn:				11	Obj Strk:						
397	102851966	13.426	04/17/2010 21:10	MOVABLE OBJECT	\$ 1500	0	0	0	0	1	5	1	1	0	0		
Unit	1 : 1	Alchl/Drgs:	0	Speed:	45 MPH Dir: W	Veh Mnvr/Ped Actn:				4	Obj Strk:		18				
398	102855930	13.426	04/30/2010 10:59	REAR END, SLOW OR STOP	\$ 3000	0	0	0	0	1	1	1	2	0			
Unit	1 : 1	Alchl/Drgs:	0	Speed:	10 MPH Dir: E	Veh Mnvr/Ped Actn:				4	Obj Strk:						
Unit	2 : 1	Alchl/Drgs:	0	Speed:	0 MPH Dir: E	Veh Mnvr/Ped Actn:				1	Obj Strk:						
399	102869093	13.426	05/02/2010 15:22	ANGLE	\$ 3500	0	0	0	0	1	1	1	3	0	3	1	
Unit	1 : 1	Alchl/Drgs:	0	Speed:	35 MPH Dir: S	Veh Mnvr/Ped Actn:				4	Obj Strk:						
Unit	2 : 4	Alchl/Drgs:	0	Speed:	10 MPH Dir: NE	Veh Mnvr/Ped Actn:				8	Obj Strk:						
400	102890373	13.426	05/30/2010 16:15	REAR END, TURN	\$ 7000	0	0	0	0	1	1	1	1	0	3	1	
Unit	1 : 1	Alchl/Drgs:	0	Speed:	15 MPH Dir: E	Veh Mnvr/Ped Actn:				4	Obj Strk:						
Unit	2 : 1	Alchl/Drgs:	0	Speed:	5 MPH Dir: E	Veh Mnvr/Ped Actn:				4	Obj Strk:						
401	102908282	13.426	06/23/2010 06:51	REAR END, SLOW OR STOP	\$ 2000	0	0	0	0	1	1	1	1	0			
Unit	1 : 2	Alchl/Drgs:	0	Speed:	30 MPH Dir: S	Veh Mnvr/Ped Actn:				4	Obj Strk:						
Unit	2 : 1	Alchl/Drgs:	0	Speed:	0 MPH Dir: S	Veh Mnvr/Ped Actn:				4	Obj Strk:						
402	102912859	13.426	06/29/2010 07:49	ANGLE	\$ 5500	0	0	0	1	1	1	1	3	0	3	1	
Unit	1 : 1	Alchl/Drgs:	0	Speed:	0 MPH Dir: N	Veh Mnvr/Ped Actn:				4	Obj Strk:						
Unit	2 : 1	Alchl/Drgs:	0	Speed:	0 MPH Dir: E	Veh Mnvr/Ped Actn:				8	Obj Strk:						
403	102913775	13.426	07/03/2010 09:44	REAR END, SLOW OR STOP	\$ 2000	0	0	0	1	1	1	1	3	0	2	1	
Unit	1 : 1	Alchl/Drgs:	0	Speed:	0 MPH Dir: NE	Veh Mnvr/Ped Actn:				8	Obj Strk:						
Unit	2 : 1	Alchl/Drgs:	0	Speed:	0 MPH Dir: NE	Veh Mnvr/Ped Actn:				11	Obj Strk:						
Unit	3 : 31	Alchl/Drgs:	0	Speed:	0 MPH Dir: NE	Veh Mnvr/Ped Actn:				4	Obj Strk:						
404	102997402	13.426	10/21/2010 10:41	ANIMAL	\$ 1500	0	0	0	0	1	5	1	3	0	0		
Unit	1 : 31	Alchl/Drgs:	0	Speed:	40 MPH Dir: E	Veh Mnvr/Ped Actn:				4	Obj Strk:		17				

**North Carolina Department of Transportation
Traffic Engineering Accident Analysis System
Strip Analysis Report**

Acc No	Crash ID	Milepost	Date	Accident Type	Total Damage	Injuries				Condition			Road		Trfc Ctl	
						F	A	B	C	R	L	W	Ch	Ci	Dv	Op
405	103039434	13.426	11/30/2010 17:28	REAR END, SLOW OR STOP	\$ 3700	0	0	0	0	2	5	9	3	0	3	1
Unit	1 : 1	Alchl/Drgs:	0	Speed:	0 MPH Dir: S	Veh Mnvr/Ped Actn:				1	Obj Strk:					
Unit	2 : 1	Alchl/Drgs:	0	Speed:	0 MPH Dir: S	Veh Mnvr/Ped Actn:				4	Obj Strk:					
406	103059438	13.426	12/20/2010 16:39	ANGLE	\$ 2300	0	0	0	1	1	1	1	3	0	3	1
Unit	1 : 14	Alchl/Drgs:	0	Speed:	10 MPH Dir: S	Veh Mnvr/Ped Actn:				8	Obj Strk:					
Unit	2 : 1	Alchl/Drgs:	0	Speed:	0 MPH Dir: N	Veh Mnvr/Ped Actn:				3	Obj Strk:					
Unit	3 : 2	Alchl/Drgs:	0	Speed:	0 MPH Dir: N	Veh Mnvr/Ped Actn:				3	Obj Strk:					
Unit	4 : 2	Alchl/Drgs:	0	Speed:	0 MPH Dir: N	Veh Mnvr/Ped Actn:				3	Obj Strk:					
407	103108840	13.426	03/03/2011 09:43	REAR END, SLOW OR STOP	\$ 1400	0	0	0	0	1	1	1	1	0	3	1
Unit	1 : 1	Alchl/Drgs:	0	Speed:	10 MPH Dir: E	Veh Mnvr/Ped Actn:				4	Obj Strk:					
Unit	2 : 1	Alchl/Drgs:	0	Speed:	0 MPH Dir: E	Veh Mnvr/Ped Actn:				11	Obj Strk:					
408	103142244	13.426	04/15/2011 07:48	LEFT TURN, DIFFERENT ROADWAYS	\$ 2200	0	0	0	0	1	1	1	3	0	3	1
Unit	1 : 1	Alchl/Drgs:	0	Speed:	10 MPH Dir: N	Veh Mnvr/Ped Actn:				8	Obj Strk:					
Unit	2 : 4	Alchl/Drgs:	0	Speed:	25 MPH Dir: S	Veh Mnvr/Ped Actn:				4	Obj Strk:					
409	103213839	13.426	04/25/2011 17:16	REAR END, SLOW OR STOP	\$ 1900	0	0	0	0	1	1	1				
Unit	1 : 1	Alchl/Drgs:	0	Speed:	0 MPH Dir: E	Veh Mnvr/Ped Actn:				1	Obj Strk:		20			
Unit	2 : 1	Alchl/Drgs:	0	Speed:	0 MPH Dir: E	Veh Mnvr/Ped Actn:				4	Obj Strk:					
410	103193466	13.426	06/12/2011 14:55	REAR END, SLOW OR STOP	\$ 9000	0	0	0	0	1	1	1	3	12	3	1
Unit	1 : 1	Alchl/Drgs:	0	Speed:	0 MPH Dir: S	Veh Mnvr/Ped Actn:				1	Obj Strk:					
Unit	2 : 1	Alchl/Drgs:	0	Speed:	0 MPH Dir: S	Veh Mnvr/Ped Actn:				4	Obj Strk:					
411	103216421	13.426	07/23/2011 23:42	REAR END, SLOW OR STOP	\$ 1200	0	0	0	0	1	4	1	2	0	3	1
Unit	1 : 4	Alchl/Drgs:	0	Speed:	20 MPH Dir: E	Veh Mnvr/Ped Actn:				4	Obj Strk:					
Unit	2 : 1	Alchl/Drgs:	0	Speed:	0 MPH Dir: E	Veh Mnvr/Ped Actn:				1	Obj Strk:					
412	103219180	13.426	07/27/2011 18:28	REAR END, SLOW OR STOP	\$ 1100	0	0	0	0	1	1	1	2	0	3	1
Unit	1 : 4	Alchl/Drgs:	0	Speed:	0 MPH Dir: N	Veh Mnvr/Ped Actn:				1	Obj Strk:					
Unit	2 : 1	Alchl/Drgs:	0	Speed:	15 MPH Dir: W	Veh Mnvr/Ped Actn:				4	Obj Strk:					
413	103223267	13.426	08/01/2011 08:16	LEFT TURN, DIFFERENT ROADWAYS	\$ 5000	0	0	0	1	1	1	1	1	0	3	1
Unit	1 : 1	Alchl/Drgs:	0	Speed:	30 MPH Dir: N	Veh Mnvr/Ped Actn:				4	Obj Strk:					
Unit	2 : 1	Alchl/Drgs:	0	Speed:	15 MPH Dir: S	Veh Mnvr/Ped Actn:				8	Obj Strk:					

**North Carolina Department of Transportation
Traffic Engineering Accident Analysis System
Strip Analysis Report**

Acc No	Crash ID	Milepost	Date	Accident Type	Total Damage	Injuries				Condition			Road		Trfc Ctl	
						F	A	B	C	R	L	W	Ch	Ci	Dv	Op
414	103226158	13.426	08/08/2011 07:24	SIDESWIPE, SAME DIRECTION	\$ 1750	0	0	0	0	1	1	1	3	0		
Unit	1 : 4	Alchl/Drgs:	0	Speed: 20 MPH Dir: N		Veh Mnvr/Ped Actn:				5	Obj Strk:					
Unit	2 : 4	Alchl/Drgs:	0	Speed: 20 MPH Dir: N		Veh Mnvr/Ped Actn:				4	Obj Strk:					
415	103310669	13.426	11/04/2011 08:01	LEFT TURN, SAME ROADWAY	\$ 8500	0	0	0	0	2	1	2	2	0	3	1
Unit	1 : 1	Alchl/Drgs:	0	Speed: 10 MPH Dir: S		Veh Mnvr/Ped Actn:				8	Obj Strk:					
Unit	2 : 1	Alchl/Drgs:	0	Speed: 20 MPH Dir: N		Veh Mnvr/Ped Actn:				4	Obj Strk:					
416	103358396	13.426	12/28/2011 13:55	REAR END, SLOW OR STOP	\$ 2200	0	0	0	0	1	1	1	3	0	3	1
Unit	1 : 1	Alchl/Drgs:	0	Speed: 0 MPH Dir: N		Veh Mnvr/Ped Actn:				1	Obj Strk:					
Unit	2 : 1	Alchl/Drgs:	0	Speed: 0 MPH Dir: W		Veh Mnvr/Ped Actn:				11	Obj Strk:					
417	103382675	13.426	01/26/2012 22:18	SIDESWIPE, SAME DIRECTION	\$ 1500	0	0	0	0	1	5	1	3	0	3	1
Unit	1 : 14	Alchl/Drgs:	0	Speed: 10 MPH Dir: W		Veh Mnvr/Ped Actn:				8	Obj Strk:					
Unit	2 : 1	Alchl/Drgs:	0	Speed: 10 MPH Dir: W		Veh Mnvr/Ped Actn:				8	Obj Strk:					
418	103405881	13.426	03/02/2012 08:31	LEFT TURN, SAME ROADWAY	\$ 3500	0	0	0	0	4	1	1	3	0	3	1
Unit	1 : 6	Alchl/Drgs:	0	Speed: 0 MPH Dir: E		Veh Mnvr/Ped Actn:				8	Obj Strk:					
Unit	2 : 1	Alchl/Drgs:	0	Speed: 0 MPH Dir: E		Veh Mnvr/Ped Actn:				8	Obj Strk:					
419	103418050	13.426	03/22/2012 08:52	ANGLE	\$ 7000	0	0	0	0	1	1	1	1	0	3	1
Unit	1 : 1	Alchl/Drgs:	0	Speed: 10 MPH Dir: S		Veh Mnvr/Ped Actn:				8	Obj Strk:					
Unit	2 : 1	Alchl/Drgs:	0	Speed: 35 MPH Dir: N		Veh Mnvr/Ped Actn:				4	Obj Strk:					
420	103472837	13.426	06/06/2012 15:49	REAR END, SLOW OR STOP	\$ 1200	0	0	0	0	1	1	2	3	0		
Unit	1 : 1	Alchl/Drgs:	0	Speed: 25 MPH Dir: S		Veh Mnvr/Ped Actn:				11	Obj Strk:					
Unit	2 : 1	Alchl/Drgs:	0	Speed: 25 MPH Dir: S		Veh Mnvr/Ped Actn:				4	Obj Strk:					
421	103483524	13.426	06/20/2012 09:38	REAR END, SLOW OR STOP	\$ 4500	0	0	0	4	1	1	1	3	0	3	1
Unit	1 : 10	Alchl/Drgs:	0	Speed: 25 MPH Dir: S		Veh Mnvr/Ped Actn:				11	Obj Strk:					
Unit	2 : 5	Alchl/Drgs:	0	Speed: 0 MPH Dir: S		Veh Mnvr/Ped Actn:				1	Obj Strk:					
422	103509607	13.426	07/23/2012 13:11	REAR END, SLOW OR STOP	\$ 0	0	0	0	1	1	1	2	7	0	3	1
Unit	1 : 1	Alchl/Drgs:	0	Speed: 5 MPH Dir: E		Veh Mnvr/Ped Actn:				12	Obj Strk:					
Unit	2 : 1	Alchl/Drgs:	0	Speed: 7 MPH Dir: E		Veh Mnvr/Ped Actn:				12	Obj Strk:					

**North Carolina Department of Transportation
Traffic Engineering Accident Analysis System
Strip Analysis Report**

Acc No	Crash ID	Milepost	Date	Accident Type	Total Damage	Injuries				Condition			Road		Trfc Ctl	
						F	A	B	C	R	L	W	Ch	Ci	Dv	Op
423	103520552	13.426	08/07/2012 08:51	LEFT TURN, SAME ROADWAY	\$ 9500	0	0	0	0	2	1	3	7	0	3	1
Unit	1 : 1	Alchl/Drgs:	0	Speed: 30 MPH Dir: N		Veh Mnvr/Ped Actn:				4	Obj Strk:					
Unit	2 : 4	Alchl/Drgs:	0	Speed: 10 MPH Dir: SE		Veh Mnvr/Ped Actn:				8	Obj Strk:					
424	103549522	13.426	09/07/2012 08:25	LEFT TURN, SAME ROADWAY	\$ 12000	0	0	1	1	1	1	1	2	0	3	1
Unit	1 : 5	Alchl/Drgs:	0	Speed: 35 MPH Dir: N		Veh Mnvr/Ped Actn:				4	Obj Strk:					
Unit	2 : 1	Alchl/Drgs:	0	Speed: 10 MPH Dir: SE		Veh Mnvr/Ped Actn:				8	Obj Strk:					
425	103548404	13.426	09/10/2012 17:06	REAR END, SLOW OR STOP	\$ 2000	0	0	0	0	1	1	1	3	0	2	1
Unit	1 : 1	Alchl/Drgs:	0	Speed: 25 MPH Dir: NE		Veh Mnvr/Ped Actn:				11	Obj Strk:					
Unit	2 : 4	Alchl/Drgs:	0	Speed: 5 MPH Dir: NE		Veh Mnvr/Ped Actn:				11	Obj Strk:					
426	103579820	13.426	10/16/2012 16:11	REAR END, SLOW OR STOP	\$ 1000	0	0	0	1	1	1	1	1	0	3	1
Unit	1 : 5	Alchl/Drgs:	0	Speed: 0 MPH Dir: W		Veh Mnvr/Ped Actn:				11	Obj Strk:					
Unit	2 : 1	Alchl/Drgs:	0	Speed: 5 MPH Dir: W		Veh Mnvr/Ped Actn:				4	Obj Strk:					
427	103598444	13.426	10/30/2012 11:22	REAR END, SLOW OR STOP	\$ 1400	0	0	0	0	1	1	2	3	0	3	1
Unit	1 : 1	Alchl/Drgs:	0	Speed: 0 MPH Dir: E		Veh Mnvr/Ped Actn:				11	Obj Strk:					
Unit	2 : 1	Alchl/Drgs:	0	Speed: 7 MPH Dir: E		Veh Mnvr/Ped Actn:				12	Obj Strk:					
428	103608939	13.426	11/12/2012 15:49	REAR END, SLOW OR STOP	\$ 3000	0	0	0	0	1	1	2	7	0	2	1
Unit	1 : 1	Alchl/Drgs:	0	Speed: 0 MPH Dir: N		Veh Mnvr/Ped Actn:				11	Obj Strk:					
Unit	2 : 1	Alchl/Drgs:	0	Speed: 10 MPH Dir: N		Veh Mnvr/Ped Actn:				4	Obj Strk:					
429	103611424	13.426	11/19/2012 17:04	REAR END, SLOW OR STOP	\$ 2900	0	0	0	0	1	1	1	1	0	0	1
Unit	1 : 4	Alchl/Drgs:	0	Speed: 0 MPH Dir: W		Veh Mnvr/Ped Actn:				1	Obj Strk:					
Unit	2 : 1	Alchl/Drgs:	0	Speed: 15 MPH Dir: W		Veh Mnvr/Ped Actn:				11	Obj Strk:					
430	103665887	13.426	01/18/2013 21:05	REAR END, SLOW OR STOP	\$ 7600	0	0	0	0	1	5	2	3	0	3	1
Unit	1 : 1	Alchl/Drgs:	0	Speed: 0 MPH Dir: N		Veh Mnvr/Ped Actn:				1	Obj Strk:					
Unit	2 : 1	Alchl/Drgs:	0	Speed: 45 MPH Dir: N		Veh Mnvr/Ped Actn:				4	Obj Strk:					
431	103676830	13.426	01/23/2013 18:39	RAN OFF ROAD - LEFT	\$ 5000	0	0	0	0	1	5	1	1	0	0	
Unit	1 : 1	Alchl/Drgs:	5	Speed: 45 MPH Dir: E		Veh Mnvr/Ped Actn:				4	Obj Strk:		33			

**North Carolina Department of Transportation
Traffic Engineering Accident Analysis System
Strip Analysis Report**

Acc No	Crash ID	Milepost	Date	Accident Type	Total Damage	Injuries				Condition			Road		Trfc Ctl	
						F	A	B	C	R	L	W	Ch	Ci	Dv	Op
432	103707117	13.426	03/13/2013 06:01	ANGLE	\$ 1000	0	0	0	0	1	4	1	1	0	3	1
Unit	1 : 1	Alchl/Drgs:	0	Speed:	35 MPH	Dir:	E	Veh Mnvr/Ped Actn:				4	Obj Strk:			
Unit	2 : 1	Alchl/Drgs:	0	Speed:	10 MPH	Dir:	N	Veh Mnvr/Ped Actn:				7	Obj Strk:			
433	103811096	13.426	07/15/2013 08:57	LEFT TURN, SAME ROADWAY	\$ 5000	0	0	0	0	1	1	1	3	0	3	1
Unit	1 : 5	Alchl/Drgs:	0	Speed:	25 MPH	Dir:	N	Veh Mnvr/Ped Actn:				4	Obj Strk:			
Unit	2 : 1	Alchl/Drgs:	0	Speed:	10 MPH	Dir:	N	Veh Mnvr/Ped Actn:				8	Obj Strk:			
434	103828011	13.426	07/24/2013 21:05	ANIMAL	\$ 400	0	0	0	1	1	5	1	4	0		2
Unit	1 : 1	Alchl/Drgs:	0	Speed:	5 MPH	Dir:	W	Veh Mnvr/Ped Actn:				4	Obj Strk:			
Unit	2 : 1	Alchl/Drgs:	0	Speed:	2 MPH	Dir:	W	Veh Mnvr/Ped Actn:				11	Obj Strk:			
435	103818690	13.426	07/26/2013 14:37	ANGLE	\$ 4700	0	0	0	0	1	1	1	5	0	3	1
Unit	1 : 1	Alchl/Drgs:	0	Speed:	30 MPH	Dir:	S	Veh Mnvr/Ped Actn:				4	Obj Strk:			
Unit	2 : 1	Alchl/Drgs:	0	Speed:	5 MPH	Dir:	E	Veh Mnvr/Ped Actn:				12	Obj Strk:			
436	103873512	13.426	09/29/2013 22:45	RAN OFF ROAD - LEFT	\$ 1800	0	0	0	0	1	5	1	7	0		
Unit	1 : 32	Alchl/Drgs:	7	Speed:	20 MPH	Dir:	W	Veh Mnvr/Ped Actn:				8	Obj Strk: 64			
437	103916349	13.426	11/08/2013 14:00	REAR END, SLOW OR STOP	\$ 8800	0	0	0	3	1	1	1	1	0	2	1
Unit	1 : 4	Alchl/Drgs:	0	Speed:	0 MPH	Dir:	NE	Veh Mnvr/Ped Actn:				1	Obj Strk:			
Unit	2 : 1	Alchl/Drgs:	0	Speed:	35 MPH	Dir:	NE	Veh Mnvr/Ped Actn:				4	Obj Strk:			
438	103916420	13.426	11/10/2013 18:59	LEFT TURN, DIFFERENT ROADWAYS	\$ 1200	0	0	0	0	1	4	1	1	0	12	1
Unit	1 : 2	Alchl/Drgs:	0	Speed:	10 MPH	Dir:	N	Veh Mnvr/Ped Actn:				9	Obj Strk:			
Unit	2 : 1	Alchl/Drgs:	0	Speed:	35 MPH	Dir:	S	Veh Mnvr/Ped Actn:				4	Obj Strk:			
439	103940661	13.426	11/22/2013 18:54	REAR END, SLOW OR STOP	\$ 3950	0	0	0	0	1	5	2	4	0		
Unit	1 : 1	Alchl/Drgs:	0	Speed:	0 MPH	Dir:	W	Veh Mnvr/Ped Actn:				1	Obj Strk:			
Unit	2 : 4	Alchl/Drgs:	0	Speed:	0 MPH	Dir:	W	Veh Mnvr/Ped Actn:				1	Obj Strk:			
Unit	3 : 4	Alchl/Drgs:	0	Speed:	30 MPH	Dir:	W	Veh Mnvr/Ped Actn:				4	Obj Strk:			
440	103953605	13.426	12/02/2013 18:20	ANIMAL	\$ 1000	0	0	0	0	1	5	1	2	0		2
Unit	1 : 1	Alchl/Drgs:	0	Speed:	20 MPH	Dir:	W	Veh Mnvr/Ped Actn:				4	Obj Strk: 17			

**North Carolina Department of Transportation
Traffic Engineering Accident Analysis System
Strip Analysis Report**

Acc No	Crash ID	Milepost	Date	Accident Type	Total Damage	Injuries				Condition			Road		Trfc Ctl	
						F	A	B	C	R	L	W	Ch	Ci	Dv	Op
441	103961754	13.426	12/09/2013 12:11	REAR END, SLOW OR STOP	\$ 4000	0	0	0	1	2	1	3	1	0	3	1
Unit	1 : 1	Alchl/Drugs:	0	Speed:	5 MPH Dir: S	Veh Mnvr/Ped Actn:		12	Obj Strk:							
Unit	2 : 2	Alchl/Drugs:	0	Speed:	15 MPH Dir: S	Veh Mnvr/Ped Actn:		4	Obj Strk:							
442	103982742	13.426	01/10/2014 18:13	REAR END, SLOW OR STOP	\$ 4000	0	0	0	0	2	5	3	3	0	0	2
Unit	1 : 1	Alchl/Drugs:	0	Speed:	30 MPH Dir: W	Veh Mnvr/Ped Actn:		11	Obj Strk:							
Unit	2 : 4	Alchl/Drugs:	0	Speed:	0 MPH Dir: W	Veh Mnvr/Ped Actn:		11	Obj Strk:							
443	103985013	13.426	01/14/2014 16:46	SIDESWIPE, SAME DIRECTION	\$ 1000	0	0	0	0	1	1	1	3	0	3	2
Unit	1 : 1	Alchl/Drugs:	0	Speed:	10 MPH Dir: E	Veh Mnvr/Ped Actn:		4	Obj Strk:							
Unit	2 : 1	Alchl/Drugs:	0	Speed:	0 MPH Dir: E	Veh Mnvr/Ped Actn:		1	Obj Strk:							
444	103997605	13.426	02/04/2014 17:10	REAR END, SLOW OR STOP	\$ 1500	0	0	0	0	2	1	3	1	0	3	1
Unit	1 : 1	Alchl/Drugs:	0	Speed:	5 MPH Dir: N	Veh Mnvr/Ped Actn:		11	Obj Strk:							
Unit	2 : 1	Alchl/Drugs:	0	Speed:	0 MPH Dir: N	Veh Mnvr/Ped Actn:		1	Obj Strk:							
445	104017421	13.426	03/09/2014 16:33	SIDESWIPE, SAME DIRECTION	\$ 1250	0	0	0	0	1	1	1	2	0	0	2
Unit	1 : 1	Alchl/Drugs:	0	Speed:	35 MPH Dir: S	Veh Mnvr/Ped Actn:		11	Obj Strk:							
Unit	2 : 1	Alchl/Drugs:	0	Speed:	15 MPH Dir: S	Veh Mnvr/Ped Actn:		11	Obj Strk:							
446	104020929	13.426	03/21/2014 18:39	REAR END, SLOW OR STOP	\$ 2500	0	0	0	0	1	1	1	3	0	13	1
Unit	1 : 1	Alchl/Drugs:	0	Speed:	0 MPH Dir: S	Veh Mnvr/Ped Actn:		11	Obj Strk:							
Unit	2 : 1	Alchl/Drugs:	0	Speed:	10 MPH Dir: S	Veh Mnvr/Ped Actn:		4	Obj Strk:							
447	104120648	13.426	06/29/2014 11:17	REAR END, SLOW OR STOP	\$ 2800	0	0	0	0	1	1	1	7	0	3	1
Unit	1 : 1	Alchl/Drugs:	0	Speed:	10 MPH Dir: E	Veh Mnvr/Ped Actn:		7	Obj Strk:							
Unit	2 : 4	Alchl/Drugs:	0	Speed:	0 MPH Dir: E	Veh Mnvr/Ped Actn:		1	Obj Strk:							
448	104441055	13.426	07/17/2014 12:43	SIDESWIPE, SAME DIRECTION	\$ 1600	0	0	0	0	1	1	1	7	0		
Unit	1 : 1	Alchl/Drugs:	0	Speed:	20 MPH Dir: S	Veh Mnvr/Ped Actn:		4	Obj Strk:							
Unit	2 : 1	Alchl/Drugs:	0	Speed:	20 MPH Dir: S	Veh Mnvr/Ped Actn:		4	Obj Strk:							
449	104230415	13.426	11/12/2014 08:10	REAR END, SLOW OR STOP	\$ 5500	0	0	0	0	1	1	1	1	0	3	1
Unit	1 : 1	Alchl/Drugs:	0	Speed:	40 MPH Dir: N	Veh Mnvr/Ped Actn:		4	Obj Strk:							
Unit	2 : 4	Alchl/Drugs:	0	Speed:	35 MPH Dir: N	Veh Mnvr/Ped Actn:		11	Obj Strk:							

**North Carolina Department of Transportation
Traffic Engineering Accident Analysis System
Strip Analysis Report**

Acc No	Crash ID	Milepost	Date	Accident Type	Total Damage	Injuries				Condition			Road		Trfc Ctl	
						F	A	B	C	R	L	W	Ch	Ci	Dv	Op
450	104232393	13.426	11/21/2014 18:53	LEFT TURN, DIFFERENT ROADWAYS	\$ 8000	0	0	0	0	1	4	1	1	0	3	1
Unit	1 : 1	Alchl/Drgs:	0	Speed: 10 MPH Dir: NW		Veh Mnvr/Ped Actn:				8	Obj Strk:					
Unit	2 : 4	Alchl/Drgs:	0	Speed: 35 MPH Dir: S		Veh Mnvr/Ped Actn:				4	Obj Strk:					
451	104256741	13.426	12/11/2014 15:42	LEFT TURN, DIFFERENT ROADWAYS	\$ 7000	0	0	0	0	1	1	1	3	0	3	1
Unit	1 : 4	Alchl/Drgs:	0	Speed: 5 MPH Dir: NE		Veh Mnvr/Ped Actn:				8	Obj Strk:					
Unit	2 : 1	Alchl/Drgs:	0	Speed: 5 MPH Dir: NE		Veh Mnvr/Ped Actn:				8	Obj Strk:					
Unit	3 : 1	Alchl/Drgs:	0	Speed: 35 MPH Dir: S		Veh Mnvr/Ped Actn:				4	Obj Strk:					
452	104297736	13.426	01/07/2015 10:40	LEFT TURN, DIFFERENT ROADWAYS	\$ 5000	0	0	0	1	1	1	1	3	0	3	1
Unit	1 : 2	Alchl/Drgs:	0	Speed: 30 MPH Dir: E		Veh Mnvr/Ped Actn:				8	Obj Strk:					
Unit	2 : 2	Alchl/Drgs:	0	Speed: 35 MPH Dir: S		Veh Mnvr/Ped Actn:				4	Obj Strk:					
453	104297738	13.426	01/08/2015 18:33	RIGHT TURN, DIFFERENT ROADWAYS	\$ 1500	0	0	0	0	1	5	1	7	0	3	1
Unit	1 : 1	Alchl/Drgs:	0	Speed: 15 MPH Dir: W		Veh Mnvr/Ped Actn:				7	Obj Strk:					
Unit	2 : 1	Alchl/Drgs:	0	Speed: 10 MPH Dir: W		Veh Mnvr/Ped Actn:				8	Obj Strk:					
454	104334257	13.426	01/22/2015 14:00	LEFT TURN, DIFFERENT ROADWAYS	\$ 14000	0	0	0	0	1	1	1	3	0	3	1
Unit	1 : 2	Alchl/Drgs:	0	Speed: 10 MPH Dir: W		Veh Mnvr/Ped Actn:				8	Obj Strk:					
Unit	2 : 4	Alchl/Drgs:	0	Speed: 35 MPH Dir: N		Veh Mnvr/Ped Actn:				4	Obj Strk:					
455	104367829	13.426	02/09/2015 21:43	RIGHT TURN, DIFFERENT ROADWAYS	\$ 5000	0	0	0	0	2	4	3	1	0	3	1
Unit	1 : 4	Alchl/Drgs:	0	Speed: 10 MPH Dir: N		Veh Mnvr/Ped Actn:				7	Obj Strk:					
Unit	2 : 1	Alchl/Drgs:	7	Speed: 0 MPH Dir: W		Veh Mnvr/Ped Actn:				1	Obj Strk:					
456	104355622	13.426	03/02/2015 15:19	OTHER COLLISION WITH VEHICLE	\$ 2400	0	0	0	0	1	1	1	3	0	3	1
Unit	1 : 1	Alchl/Drgs:	0	Speed: 20 MPH Dir: S		Veh Mnvr/Ped Actn:				4	Obj Strk:					
Unit	2 : 1	Alchl/Drgs:	0	Speed: 15 MPH Dir: E		Veh Mnvr/Ped Actn:				7	Obj Strk:					
457	104368814	13.426	05/02/2015 12:58	SIDESWIPE, SAME DIRECTION	\$ 1000	0	0	0	0	1	1	1	7	0	3	1
Unit	1 : 12	Alchl/Drgs:	0	Speed: 10 MPH Dir: S		Veh Mnvr/Ped Actn:				8	Obj Strk:					
Unit	2 : 1	Alchl/Drgs:	0	Speed: 10 MPH Dir: S		Veh Mnvr/Ped Actn:				8	Obj Strk:					
458	104403073	13.426	06/03/2015 08:43	SIDESWIPE, OPPOSITE DIRECTION	\$ 13000	0	0	0	0	1	1	2	1	0	0	
Unit	1 : 1	Alchl/Drgs:	0	Speed: 20 MPH Dir: N		Veh Mnvr/Ped Actn:				4	Obj Strk:					
Unit	2 : 1	Alchl/Drgs:	3	Speed: 30 MPH Dir: S		Veh Mnvr/Ped Actn:				4	Obj Strk:					

**North Carolina Department of Transportation
Traffic Engineering Accident Analysis System
Strip Analysis Report**

Acc No	Crash ID	Milepost	Date	Accident Type	Total Damage	Injuries				Condition			Road		Trfc Ctl	
						F	A	B	C	R	L	W	Ch	Ci	Dv	Op
459	104409761	13.426	06/12/2015 10:14	ANGLE	\$ 35000	0	0	0	1	1	1	1	1	0	3	1
Unit	1 : 1	Alchl/Drgs:	0	Speed:	35 MPH	Dir:	N	Veh Mnvr/Ped Actn:				4	Obj Strk:			
Unit	2 : 1	Alchl/Drgs:	0	Speed:	5 MPH	Dir:	W	Veh Mnvr/Ped Actn:				4	Obj Strk:			
460	104442323	13.426	07/23/2015 13:40	REAR END, SLOW OR STOP	\$ 100	0	0	0	0	1	1	1	1	0	3	1
Unit	1 : 1	Alchl/Drgs:	0	Speed:	15 MPH	Dir:	E	Veh Mnvr/Ped Actn:				7	Obj Strk:			
Unit	2 : 1	Alchl/Drgs:	0	Speed:	10 MPH	Dir:	E	Veh Mnvr/Ped Actn:				7	Obj Strk:			
461	104450265	13.426	07/31/2015 10:50	ANGLE	\$ 2500	0	0	0	0	1	1	1	7	0	0	2
Unit	1 : 1	Alchl/Drgs:	0	Speed:	35 MPH	Dir:	N	Veh Mnvr/Ped Actn:				4	Obj Strk:			
Unit	2 : 1	Alchl/Drgs:	0	Speed:	5 MPH	Dir:	S	Veh Mnvr/Ped Actn:				8	Obj Strk:			
462	104496284	13.426	09/17/2015 18:31	LEFT TURN, SAME ROADWAY	\$ 10000	0	0	0	0	1	1	1	1	0	3	1
Unit	1 : 4	Alchl/Drgs:	0	Speed:	15 MPH	Dir:	E	Veh Mnvr/Ped Actn:				8	Obj Strk:			
Unit	2 : 1	Alchl/Drgs:	0	Speed:	20 MPH	Dir:	N	Veh Mnvr/Ped Actn:				4	Obj Strk:			
463	104496294	13.426	09/19/2015 10:23	OTHER COLLISION WITH VEHICLE	\$ 3700	0	0	0	0	1	1	1	7	0	3	1
Unit	1 : 1	Alchl/Drgs:	0	Speed:	20 MPH	Dir:	S	Veh Mnvr/Ped Actn:				4	Obj Strk:			
Unit	2 : 4	Alchl/Drgs:	0	Speed:	15 MPH	Dir:	E	Veh Mnvr/Ped Actn:				8	Obj Strk:			
464	104518629	13.426	09/30/2015 14:43	HEAD ON	\$ 1600	0	0	0	0	1	1	1	7	0	3	1
Unit	1 : 5	Alchl/Drgs:	0	Speed:	0 MPH	Dir:	N	Veh Mnvr/Ped Actn:				1	Obj Strk:			
Unit	2 : 20	Alchl/Drgs:	0	Speed:	10 MPH	Dir:	S	Veh Mnvr/Ped Actn:				4	Obj Strk:			
465	104534851	13.426	10/15/2015 14:31	RAN OFF ROAD - RIGHT	\$ 5000	0	0	0	1	1	1	1	5	0	0	
Unit	1 : 1	Alchl/Drgs:	0	Speed:	70 MPH	Dir:	E	Veh Mnvr/Ped Actn:				4	Obj Strk: 59			
466	104540532	13.426	10/26/2015 13:21	ANGLE	\$ 5100	0	0	0	0	2	1	3	1	0	3	1
Unit	1 : 1	Alchl/Drgs:	0	Speed:	45 MPH	Dir:	S	Veh Mnvr/Ped Actn:				4	Obj Strk:			
Unit	2 : 1	Alchl/Drgs:	0	Speed:	15 MPH	Dir:	E	Veh Mnvr/Ped Actn:				8	Obj Strk:			
Unit	3 : 2	Alchl/Drgs:	0	Speed:	0 MPH	Dir:	N	Veh Mnvr/Ped Actn:				1	Obj Strk:			
467	104602060	13.426	12/16/2015 19:14	SIDESWIPE, SAME DIRECTION	\$ 200	0	0	0	1	1	4	1	1	0	0	2
Unit	1 : 1	Alchl/Drgs:	0	Speed:	30 MPH	Dir:	S	Veh Mnvr/Ped Actn:				4	Obj Strk:			
Unit	2 : 4	Alchl/Drgs:	0	Speed:	30 MPH	Dir:	S	Veh Mnvr/Ped Actn:				5	Obj Strk:			

**North Carolina Department of Transportation
Traffic Engineering Accident Analysis System
Strip Analysis Report**

Acc No	Crash ID	Milepost	Date	Accident Type	Total Damage	Injuries				Condition			Road		Trfc Ctl	
						F	A	B	C	R	L	W	Ch	Ci	Dv	Op
468	104628334	13.426	01/26/2016 07:19	REAR END, SLOW OR STOP	\$ 3200	0	0	0	0	4	1	1	3	0	0	
Unit	1 : 1	Alchl/Drgs:	0	Speed:	10 MPH Dir: N	Veh Mnvr/Ped Actn:				4	Obj Strk:					
Unit	2 : 1	Alchl/Drgs:	0	Speed:	5 MPH Dir: N	Veh Mnvr/Ped Actn:				4	Obj Strk:					
469	104686190	13.426	03/16/2016 14:35	SIDESWIPE, SAME DIRECTION	\$ 1400	0	0	0	0	1	1	1	3	0	3	1
Unit	1 : 1	Alchl/Drgs:	0	Speed:	0 MPH Dir: S	Veh Mnvr/Ped Actn:				1	Obj Strk:					
Unit	2 : 1	Alchl/Drgs:	0	Speed:	0 MPH Dir: S	Veh Mnvr/Ped Actn:				5	Obj Strk:					
470	104711047	13.426	04/02/2016 02:20	RAN OFF ROAD - LEFT	\$ 10000	0	0	0	0	1	5	1	2	0		2
Unit	1 : 1	Alchl/Drgs:	0	Speed:	30 MPH Dir: W	Veh Mnvr/Ped Actn:				15	Obj Strk:		17			
471	104724686	13.426	04/23/2016 08:15	ANGLE	\$ 4000	0	0	0	1	1	1	1	2	0	3	2
Unit	1 : 1	Alchl/Drgs:	0	Speed:	35 MPH Dir: S	Veh Mnvr/Ped Actn:				4	Obj Strk:					
Unit	2 : 1	Alchl/Drgs:	0	Speed:	5 MPH Dir: E	Veh Mnvr/Ped Actn:				4	Obj Strk:					
472	104734714	13.426	04/27/2016 08:27	REAR END, SLOW OR STOP	\$ 2200	0	0	0	0	1	1	1	3	0	3	1
Unit	1 : 4	Alchl/Drgs:	0	Speed:	35 MPH Dir: E	Veh Mnvr/Ped Actn:				1	Obj Strk:					
Unit	2 : 1	Alchl/Drgs:	0	Speed:	35 MPH Dir: E	Veh Mnvr/Ped Actn:				4	Obj Strk:					
473	104764353	13.426	06/03/2016 18:43	REAR END, SLOW OR STOP	\$ 2200	0	0	0	1	1	1	1	3	0	3	1
Unit	1 : 1	Alchl/Drgs:	0	Speed:	45 MPH Dir: E	Veh Mnvr/Ped Actn:				1	Obj Strk:					
Unit	2 : 5	Alchl/Drgs:	0	Speed:	45 MPH Dir: E	Veh Mnvr/Ped Actn:				4	Obj Strk:					
474	104775936	13.426	06/11/2016 16:29	REAR END, SLOW OR STOP	\$ 3000	0	0	0	1	1	1	1	3	0	3	1
Unit	1 : 2	Alchl/Drgs:	0	Speed:	3 MPH Dir: W	Veh Mnvr/Ped Actn:				12	Obj Strk:					
Unit	2 : 1	Alchl/Drgs:	0	Speed:	5 MPH Dir: W	Veh Mnvr/Ped Actn:				12	Obj Strk:					
475	104816430	13.426	07/15/2016 17:22	REAR END, SLOW OR STOP	\$ 1600	0	0	0	0	1	1	2	1	0	0	2
Unit	1 : 1	Alchl/Drgs:	0	Speed:	15 MPH Dir: W	Veh Mnvr/Ped Actn:				11	Obj Strk:					
Unit	2 : 4	Alchl/Drgs:	0	Speed:	0 MPH Dir: W	Veh Mnvr/Ped Actn:				1	Obj Strk:					
476	104916229	13.426	11/03/2016 09:29	SIDESWIPE, SAME DIRECTION	\$ 1000	0	0	0	0	1	1	1	1	0	3	1
Unit	1 : 1	Alchl/Drgs:	0	Speed:	10 MPH Dir: E	Veh Mnvr/Ped Actn:				7	Obj Strk:					
Unit	2 : 4	Alchl/Drgs:	0	Speed:	5 MPH Dir: E	Veh Mnvr/Ped Actn:				7	Obj Strk:					

**North Carolina Department of Transportation
Traffic Engineering Accident Analysis System
Strip Analysis Report**

Acc No	Crash ID	Milepost	Date	Accident Type	Total Damage	Injuries				Condition			Road		Trfc Ctl	
						F	A	B	C	R	L	W	Ch	Ci	Dv	Op
477	104991079	13.426	12/20/2016 07:31	RAN OFF ROAD - LEFT	\$ 2600	0	0	0	0	1	1	2	1	0	3	1
Unit	1 : 4	Alchl/Drgs:	0	Speed:	0 MPH	Dir:	E	Veh Mnvr/Ped Actn:				1	Obj Strk:			
Unit	2 : 1	Alchl/Drgs:	0	Speed:	0 MPH	Dir:	E	Veh Mnvr/Ped Actn:				1	Obj Strk:			
Unit	3 : 1	Alchl/Drgs:	0	Speed:	20 MPH	Dir:	E	Veh Mnvr/Ped Actn:				4	Obj Strk:			
478	105044287	13.426	03/15/2017 14:20	SIDESWIPE, SAME DIRECTION	\$ 2300	0	0	0	0	1	1	1	1	0	3	1
Unit	1 : 3	Alchl/Drgs:	0	Speed:	0 MPH	Dir:	E	Veh Mnvr/Ped Actn:				16	Obj Strk:			
Unit	2 : 1	Alchl/Drgs:	0	Speed:	0 MPH	Dir:	E	Veh Mnvr/Ped Actn:				16	Obj Strk:			
479	105052101	13.426	03/26/2017 16:43	REAR END, SLOW OR STOP	\$ 6350	0	0	0	1	1	1	2	7	0	3	1
Unit	1 : 1	Alchl/Drgs:	0	Speed:	0 MPH	Dir:	S	Veh Mnvr/Ped Actn:				1	Obj Strk:			
Unit	2 : 4	Alchl/Drgs:	0	Speed:	35 MPH	Dir:	S	Veh Mnvr/Ped Actn:				4	Obj Strk:			
480	105076616	13.426	04/16/2017 21:18	ANGLE	\$ 6000	0	1	0	1	1	4	1	1	0	3	1
Unit	1 : 20	Alchl/Drgs:	0	Speed:	40 MPH	Dir:	S	Veh Mnvr/Ped Actn:				4	Obj Strk:			
Unit	2 : 1	Alchl/Drgs:	0	Speed:	10 MPH	Dir:	W	Veh Mnvr/Ped Actn:				8	Obj Strk:			
481	105082524	13.426	04/27/2017 16:03	REAR END, TURN	\$ 1000	0	0	0	0	1	1	1	1	0	3	1
Unit	1 : 1	Alchl/Drgs:	0	Speed:	0 MPH	Dir:	S	Veh Mnvr/Ped Actn:				1	Obj Strk:			
Unit	2 : 4	Alchl/Drgs:	0	Speed:	5 MPH	Dir:	S	Veh Mnvr/Ped Actn:				7	Obj Strk:			
482	105099304	13.426	05/03/2017 08:16	RAN OFF ROAD - LEFT	\$ 1800	0	0	0	0	1	1	1	1	0	0	
Unit	1 : 1	Alchl/Drgs:	0	Speed:	8 MPH	Dir:	E	Veh Mnvr/Ped Actn:				11	Obj Strk:			
Unit	2 : 1	Alchl/Drgs:	0	Speed:	2 MPH	Dir:	E	Veh Mnvr/Ped Actn:				11	Obj Strk:			
483	105109952	13.426	05/18/2017 17:34	REAR END, SLOW OR STOP	\$ 7500	0	0	0	0	1	1	1	1	0	3	1
Unit	1 : 4	Alchl/Drgs:	0	Speed:	25 MPH	Dir:	S	Veh Mnvr/Ped Actn:				4	Obj Strk:			
Unit	2 : 4	Alchl/Drgs:	0	Speed:	0 MPH	Dir:	S	Veh Mnvr/Ped Actn:				1	Obj Strk:			
Unit	3 : 4	Alchl/Drgs:	0	Speed:	0 MPH	Dir:	S	Veh Mnvr/Ped Actn:				1	Obj Strk:			
484	105122249	13.426	05/23/2017 16:34	LEFT TURN, SAME ROADWAY	\$ 1700	0	0	0	0	2	1	3	3	0	3	1
Unit	1 : 6	Alchl/Drgs:	0	Speed:	15 MPH	Dir:	NE	Veh Mnvr/Ped Actn:				8	Obj Strk:			
Unit	2 : 1	Alchl/Drgs:	0	Speed:	5 MPH	Dir:	NE	Veh Mnvr/Ped Actn:				8	Obj Strk:			
485	105156328	13.426	06/29/2017 22:41	ANGLE	\$ 17000	0	0	0	0	1	5	1	2	0	3	1
Unit	1 : 1	Alchl/Drgs:	0	Speed:	35 MPH	Dir:	S	Veh Mnvr/Ped Actn:				4	Obj Strk:			
Unit	2 : 1	Alchl/Drgs:	0	Speed:	15 MPH	Dir:	N	Veh Mnvr/Ped Actn:				8	Obj Strk:			

**North Carolina Department of Transportation
Traffic Engineering Accident Analysis System
Strip Analysis Report**

Acc No	Crash ID	Milepost	Date	Accident Type	Total Damage	Injuries				Condition			Road		Trfc Ctl	
						F	A	B	C	R	L	W	Ch	Ci	Dv	Op
486	105170299	13.426	07/20/2017 14:18	REAR END, SLOW OR STOP	\$ 6425	0	0	0	0	1	1	1	3	0	3	1
Unit	1 : 1	Alchl/Drugs:	0	Speed:	20 MPH Dir: S	Veh Mnvr/Ped Actn:		11	Obj Strk:							
Unit	2 : 1	Alchl/Drugs:	0	Speed:	35 MPH Dir: S	Veh Mnvr/Ped Actn:		4	Obj Strk:							
487	105197332	13.426	08/15/2017 16:33	REAR END, SLOW OR STOP	\$ 1500	0	0	0	0	2	1	1	1	0	3	1
Unit	1 : 1	Alchl/Drugs:	0	Speed:	15 MPH Dir: S	Veh Mnvr/Ped Actn:		11	Obj Strk:							
Unit	2 : 1	Alchl/Drugs:	0	Speed:	10 MPH Dir: S	Veh Mnvr/Ped Actn:		11	Obj Strk:							
488	105197333	13.426	08/15/2017 19:18	REAR END, SLOW OR STOP	\$ 1400	0	0	0	0	2	1	2	6	0	3	1
Unit	1 : 2	Alchl/Drugs:	0	Speed:	0 MPH Dir: S	Veh Mnvr/Ped Actn:		1	Obj Strk:							
Unit	2 : 1	Alchl/Drugs:	0	Speed:	10 MPH Dir: S	Veh Mnvr/Ped Actn:		4	Obj Strk:							
489	105223141	13.426	09/05/2017 16:39	REAR END, SLOW OR STOP	\$ 4485	0	0	0	0	1	1	1	1	0	3	1
Unit	1 : 1	Alchl/Drugs:	0	Speed:	0 MPH Dir: E	Veh Mnvr/Ped Actn:		1	Obj Strk:							
Unit	2 : 4	Alchl/Drugs:	0	Speed:	5 MPH Dir: E	Veh Mnvr/Ped Actn:		4	Obj Strk:							
490	105223128	13.426	09/08/2017 14:55	REAR END, SLOW OR STOP	\$ 5310	0	0	1	0	1	1	1	7	0	3	1
Unit	1 : 12	Alchl/Drugs:	0	Speed:	0 MPH Dir: S	Veh Mnvr/Ped Actn:		1	Obj Strk:							
Unit	2 : 4	Alchl/Drugs:	0	Speed:	35 MPH Dir: S	Veh Mnvr/Ped Actn:		4	Obj Strk:							
491	105236011	13.426	09/21/2017 10:15	REAR END, SLOW OR STOP	\$ 1100	0	0	0	1	1	1	1	7	0	3	1
Unit	1 : 5	Alchl/Drugs:	0	Speed:	45 MPH Dir: S	Veh Mnvr/Ped Actn:		11	Obj Strk:							
Unit	2 : 5	Alchl/Drugs:	0	Speed:	10 MPH Dir: S	Veh Mnvr/Ped Actn:		11	Obj Strk:							
492	105258269	13.426	10/07/2017 18:59	REAR END, SLOW OR STOP	\$ 2000	0	0	0	0	2	2	3	1	0	3	1
Unit	1 : 1	Alchl/Drugs:	0	Speed:	5 MPH Dir: SE	Veh Mnvr/Ped Actn:		4	Obj Strk:							
Unit	2 : 1	Alchl/Drugs:	0	Speed:	0 MPH Dir: SE	Veh Mnvr/Ped Actn:		1	Obj Strk:							
493	105311501	13.426	11/29/2017 14:04	SIDESWIPE, SAME DIRECTION	\$ 1500	0	0	0	0	1	1	1	3	0	3	1
Unit	1 : 11	Alchl/Drugs:	1	Speed:	0 MPH Dir: N	Veh Mnvr/Ped Actn:		1	Obj Strk:							
Unit	2 : 1	Alchl/Drugs:	0	Speed:	15 MPH Dir: N	Veh Mnvr/Ped Actn:		4	Obj Strk:							
494	105351881	13.426	12/27/2017 08:30	SIDESWIPE, OPPOSITE DIRECTION	\$ 6300	0	0	0	1	1	1	2	3	0	3	1
Unit	1 : 1	Alchl/Drugs:	0	Speed:	10 MPH Dir: E	Veh Mnvr/Ped Actn:		8	Obj Strk:							
Unit	2 : 1	Alchl/Drugs:	0	Speed:	10 MPH Dir: E	Veh Mnvr/Ped Actn:		8	Obj Strk:							
Unit	3 : 1	Alchl/Drugs:	0	Speed:	42 MPH Dir: S	Veh Mnvr/Ped Actn:		4	Obj Strk:							

**North Carolina Department of Transportation
Traffic Engineering Accident Analysis System
Strip Analysis Report**

Acc No	Crash ID	Milepost	Date	Accident Type	Total Damage	Injuries				Condition			Road		Trfc Ctl	
						F	A	B	C	R	L	W	Ch	Ci	Dv	Op
495	105349941	13.426	12/27/2017 12:34	REAR END, SLOW OR STOP	\$ 3500	0	0	0	0	1	1	1	3	0	3	1
Unit	1 : 1	Alchl/Drgs:	0	Speed: 15 MPH Dir: S		Veh Mnvr/Ped Actn:				4	Obj Strk:					
Unit	2 : 1	Alchl/Drgs:	0	Speed: 5 MPH Dir: S		Veh Mnvr/Ped Actn:				11	Obj Strk:					
496	105444355	13.426	03/16/2018 16:34	REAR END, SLOW OR STOP	\$ 1500	0	0	0	0	1	1	1	1	0	3	1
Unit	1 : 5	Alchl/Drgs:	0	Speed: 5 MPH Dir: W		Veh Mnvr/Ped Actn:				11	Obj Strk:					
Unit	2 : 4	Alchl/Drgs:	0	Speed: 0 MPH Dir: W		Veh Mnvr/Ped Actn:				1	Obj Strk:					
497	105439911	13.426	03/26/2018 08:36	REAR END, SLOW OR STOP	\$ 1900	0	0	0	0	1	1	1	1	0		2
Unit	1 : 4	Alchl/Drgs:	0	Speed: 25 MPH Dir: N		Veh Mnvr/Ped Actn:				11	Obj Strk:					
Unit	2 : 1	Alchl/Drgs:	0	Speed: 0 MPH Dir: N		Veh Mnvr/Ped Actn:				1	Obj Strk:					
498	105445506	13.426	04/04/2018 11:01	REAR END, SLOW OR STOP	\$ 5000	0	0	0	0	1	1	2	1	0	3	1
Unit	1 : 1	Alchl/Drgs:	0	Speed: 0 MPH Dir: S		Veh Mnvr/Ped Actn:				1	Obj Strk:					
Unit	2 : 2	Alchl/Drgs:	0	Speed: 20 MPH Dir: S		Veh Mnvr/Ped Actn:				11	Obj Strk:					
499	105568683	13.426	08/03/2018 13:37	OVERTURN/ROLLOVER	\$ 850	0	0	0	1	3	1	3	3	1	0	
Unit	1 : 20	Alchl/Drgs:	0	Speed: 40 MPH Dir: S		Veh Mnvr/Ped Actn:				4	Obj Strk:					
500	105584999	13.426	08/22/2018 09:02	ANGLE	\$ 9000	0	0	0	0	1	1	1	1	0	3	1
Unit	1 : 1	Alchl/Drgs:	0	Speed: 20 MPH Dir: E		Veh Mnvr/Ped Actn:				8	Obj Strk:					
Unit	2 : 1	Alchl/Drgs:	0	Speed: 35 MPH Dir: N		Veh Mnvr/Ped Actn:				4	Obj Strk:					
501	105605106	13.426	08/22/2018 13:45	RIGHT TURN, DIFFERENT ROADWAYS	\$ 7000	0	0	0	2	1	1	1	7	0	3	1
Unit	1 : 1	Alchl/Drgs:	0	Speed: 35 MPH Dir: S		Veh Mnvr/Ped Actn:				4	Obj Strk:					
Unit	2 : 1	Alchl/Drgs:	0	Speed: 10 MPH Dir: E		Veh Mnvr/Ped Actn:				7	Obj Strk:					
502	105605069	13.426	08/30/2018 17:12	REAR END, SLOW OR STOP	\$ 1500	0	0	0	0	1	1	1	6	0	0	3
Unit	1 : 1	Alchl/Drgs:	0	Speed: 15 MPH Dir: SE		Veh Mnvr/Ped Actn:				4	Obj Strk:					
Unit	2 : 5	Alchl/Drgs:	0	Speed: 5 MPH Dir: SE		Veh Mnvr/Ped Actn:				11	Obj Strk:					
503	105607967	13.426	09/11/2018 15:53	REAR END, SLOW OR STOP	\$ 1500	0	0	0	0	1	1	1	3	0	3	1
Unit	1 : 1	Alchl/Drgs:	0	Speed: 20 MPH Dir: N		Veh Mnvr/Ped Actn:				4	Obj Strk:					
Unit	2 : 3	Alchl/Drgs:	0	Speed: 0 MPH Dir: N		Veh Mnvr/Ped Actn:				1	Obj Strk:					

**North Carolina Department of Transportation
Traffic Engineering Accident Analysis System
Strip Analysis Report**

Acc No	Crash ID	Milepost	Date	Accident Type	Total Damage	Injuries				Condition			Road		Trfc Ctl	
						F	A	B	C	R	L	W	Ch	Ci	Dv	Op
504	103788612	13.445	06/21/2013 21:52	REAR END, SLOW OR STOP	\$ 1250	0	0	0	0	1	5	1	1	0	3	1
Unit	1 : 32	Alchl/Drgs:	7	Speed:	15 MPH Dir: S	Veh Mnvr/Ped Actn:				4	Obj Strk:					
Unit	2 : 1	Alchl/Drgs:	0	Speed:	10 MPH Dir: S	Veh Mnvr/Ped Actn:				11	Obj Strk:					
Unit	3 : 1	Alchl/Drgs:	0	Speed:	10 MPH Dir: S	Veh Mnvr/Ped Actn:				11	Obj Strk:					

505	104945695	13.516	11/11/2016 10:05	ANIMAL	\$ 3000	0	0	0	0	1	1	1	4	0	2	
Unit	1 : 3	Alchl/Drgs:	0	Speed:	45 MPH Dir: W	Veh Mnvr/Ped Actn:				4	Obj Strk:		17			

506	103432262	13.597	04/09/2012 21:10	SIDESWIPE, SAME DIRECTION	\$ 10500	0	0	0	1	1	5	1	3	0		
Unit	1 : 1	Alchl/Drgs:	0	Speed:	45 MPH Dir: W	Veh Mnvr/Ped Actn:				4	Obj Strk:					
Unit	2 : 31	Alchl/Drgs:	0	Speed:	0 MPH Dir: W	Veh Mnvr/Ped Actn:				3	Obj Strk:					

507	103641180	13.601	12/17/2012 12:02	SIDESWIPE, SAME DIRECTION	\$ 2000	0	0	0	0	1	1	2	3	0		
Unit	1 : 32	Alchl/Drgs:	7	Speed:	0 MPH Dir: E	Veh Mnvr/Ped Actn:				4	Obj Strk:					
Unit	2 : 1	Alchl/Drgs:	0	Speed:	50 MPH Dir: E	Veh Mnvr/Ped Actn:				5	Obj Strk:					

508	102794365	13.606	01/29/2010 06:38	SIDESWIPE, SAME DIRECTION	\$ 4000	0	0	0	1	1	5	1	3	0	0	
Unit	1 : 1	Alchl/Drgs:	0	Speed:	40 MPH Dir: E	Veh Mnvr/Ped Actn:				4	Obj Strk:					
Unit	2 : 1	Alchl/Drgs:	0	Speed:	25 MPH Dir: E	Veh Mnvr/Ped Actn:				5	Obj Strk:					

509	104333652	13.666	01/12/2015 06:10	RAN OFF ROAD - LEFT	\$ 3200	0	0	0	0	2	4	3	3	1	0	2
Unit	1 : 1	Alchl/Drgs:	0	Speed:	45 MPH Dir: N	Veh Mnvr/Ped Actn:				4	Obj Strk:		33			

510	104399657	13.687	05/28/2015 08:26	REAR END, SLOW OR STOP	\$ 2300	0	0	0	0	1	1	2	3	0		
Unit	1 : 4	Alchl/Drgs:	0	Speed:	35 MPH Dir: N	Veh Mnvr/Ped Actn:				4	Obj Strk:					
Unit	2 : 1	Alchl/Drgs:	0	Speed:	35 MPH Dir: N	Veh Mnvr/Ped Actn:				4	Obj Strk:					

511	104567836	13.692	11/06/2015 07:59	REAR END, SLOW OR STOP	\$ 12500	0	0	0	1	1	1	1	3	0	2	
Unit	1 : 1	Alchl/Drgs:	0	Speed:	15 MPH Dir: N	Veh Mnvr/Ped Actn:				11	Obj Strk:					
Unit	2 : 1	Alchl/Drgs:	0	Speed:	35 MPH Dir: N	Veh Mnvr/Ped Actn:				4	Obj Strk:					

512	105310539	13.696	11/27/2017 12:55	OTHER NON-COLLISION	\$ 1500	0	0	0	0	1	1	1	3	0	0	
Unit	1 : 2	Alchl/Drgs:	0	Speed:	45 MPH Dir: E	Veh Mnvr/Ped Actn:				4	Obj Strk:					
Unit	2 : 4	Alchl/Drgs:	0	Speed:	45 MPH Dir: E	Veh Mnvr/Ped Actn:				4	Obj Strk:					

**North Carolina Department of Transportation
Traffic Engineering Accident Analysis System
Strip Analysis Report**

Acc No	Crash ID	Milepost	Date	Accident Type	Total Damage	Injuries				Condition			Road		Trfc Ctl	
						F	A	B	C	R	L	W	Ch	Ci	Dv	Op
513	103993858	13.707	02/14/2014 09:04	RAN OFF ROAD - RIGHT	\$ 4600	0	0	0	0	4	1	6	3	11	0	2
Unit	1 : 2	Alchl/Drgs:	0	Speed: 40 MPH Dir: N		Veh Mnvr/Ped Actn:				4	Obj Strk:					
Unit	2 : 1	Alchl/Drgs:	7	Speed: 0 MPH Dir: N		Veh Mnvr/Ped Actn:				2	Obj Strk:					
514	104438958	13.713	07/16/2015 17:10	SIDESWIPE, SAME DIRECTION	\$ 7000	0	0	0	0	1	1	1	3	0	0	
Unit	1 : 4	Alchl/Drgs:	0	Speed: 35 MPH Dir: SW		Veh Mnvr/Ped Actn:				4	Obj Strk:					
Unit	2 : 4	Alchl/Drgs:	0	Speed: 0 MPH Dir: SW		Veh Mnvr/Ped Actn:				1	Obj Strk:					
515	102888096	13.726	05/25/2010 11:29	FIXED OBJECT	\$ 2500	0	0	0	0	1	5	1	3	0	0	2
Unit	1 : 1	Alchl/Drgs:	1	Speed: 40 MPH Dir: S		Veh Mnvr/Ped Actn:				4	Obj Strk: 64					
516	103479162	13.736	06/07/2012 09:54	SIDESWIPE, SAME DIRECTION	\$ 5000	0	0	0	0	1	1	1	1	0	0	2
Unit	1 : 1	Alchl/Drgs:	0	Speed: 40 MPH Dir: E		Veh Mnvr/Ped Actn:				4	Obj Strk:					
Unit	2 : 1	Alchl/Drgs:	0	Speed: 40 MPH Dir: E		Veh Mnvr/Ped Actn:				5	Obj Strk:					
517	102652931	13.771	08/06/2009 06:44	SIDESWIPE, SAME DIRECTION	\$ 1000	0	0	0	0	2	3	3	1	0	0	
Unit	1 : 1	Alchl/Drgs:	0	Speed: 40 MPH Dir: E		Veh Mnvr/Ped Actn:				5	Obj Strk:					
Unit	2 : 1	Alchl/Drgs:	0	Speed: 40 MPH Dir: E		Veh Mnvr/Ped Actn:				4	Obj Strk:					
518	103291195	13.789	10/15/2011 17:14	REAR END, SLOW OR STOP	\$ 5500	0	0	0	0	1	1	1	3	0	0	
Unit	1 : 1	Alchl/Drgs:	0	Speed: 0 MPH Dir: E		Veh Mnvr/Ped Actn:				1	Obj Strk:					
Unit	2 : 4	Alchl/Drgs:	0	Speed: 40 MPH Dir: E		Veh Mnvr/Ped Actn:				4	Obj Strk:					
519	105117151	13.796	05/25/2017 09:43	REAR END, SLOW OR STOP	\$ 1000	0	0	0	0	1	1	1	2	0	2	
Unit	1 : 1	Alchl/Drgs:	7	Speed: 5 MPH Dir: N		Veh Mnvr/Ped Actn:				11	Obj Strk:					
Unit	2 : 1	Alchl/Drgs:	0	Speed: 10 MPH Dir: N		Veh Mnvr/Ped Actn:				4	Obj Strk:					
520	104723829	13.812	04/22/2016 16:00	REAR END, SLOW OR STOP	\$ 1600	0	0	0	0	2	1	3	3	0	0	
Unit	1 : 3	Alchl/Drgs:	0	Speed: 30 MPH Dir: E		Veh Mnvr/Ped Actn:				4	Obj Strk:					
Unit	2 : 1	Alchl/Drgs:	0	Speed: 45 MPH Dir: E		Veh Mnvr/Ped Actn:				4	Obj Strk:					
521	103343800	13.826	12/12/2011 18:21	REAR END, SLOW OR STOP	\$ 3500	0	0	1	0	1	2	1	1	0	0	
Unit	1 : 1	Alchl/Drgs:	0	Speed: 3 MPH Dir: W		Veh Mnvr/Ped Actn:				11	Obj Strk:					
Unit	2 : 1	Alchl/Drgs:	0	Speed: 25 MPH Dir: W		Veh Mnvr/Ped Actn:				4	Obj Strk:					

**North Carolina Department of Transportation
Traffic Engineering Accident Analysis System
Strip Analysis Report**

Acc No	Crash ID	Milepost	Date	Accident Type	Total Damage	Injuries				Condition			Road		Trfc Ctl	
						F	A	B	C	R	L	W	Ch	Ci	Dv	Op
522	104068209	13.827	05/15/2014 19:47	FIXED OBJECT	\$ 7000	0	0	1	0	2	2	3	1	0		2
Unit	1 : 1	Alchl/Drgs:	0	Speed:	35 MPH	Dir:	W	Veh Mnvr/Ped Actn:				4	Obj Strk:		33	
523	103241365	13.845	08/29/2011 09:57	SIDESWIPE, SAME DIRECTION	\$ 3000	0	0	0	0	1	1	1	3	12	0	2
Unit	1 : 2	Alchl/Drgs:	0	Speed:	0 MPH	Dir:	N	Veh Mnvr/Ped Actn:				4	Obj Strk:			
Unit	2 : 1	Alchl/Drgs:	0	Speed:	0 MPH	Dir:	N	Veh Mnvr/Ped Actn:				5	Obj Strk:			
524	103096431	13.846	02/16/2011 08:12	SIDESWIPE, SAME DIRECTION	\$ 2000	0	0	0	0	1	1	1	1	0	0	
Unit	1 : 1	Alchl/Drgs:	0	Speed:	45 MPH	Dir:	N	Veh Mnvr/Ped Actn:				5	Obj Strk:			
Unit	2 : 4	Alchl/Drgs:	0	Speed:	45 MPH	Dir:	N	Veh Mnvr/Ped Actn:				4	Obj Strk:			
525	103435185	13.846	04/16/2012 09:33	LEFT TURN, DIFFERENT ROADWAYS	\$ 3000	0	0	0	0	1	1	1	2	0	0	
Unit	1 : 1	Alchl/Drgs:	0	Speed:	20 MPH	Dir:	W	Veh Mnvr/Ped Actn:				12	Obj Strk:			
Unit	2 : 1	Alchl/Drgs:	0	Speed:	45 MPH	Dir:	W	Veh Mnvr/Ped Actn:				4	Obj Strk:			
526	104499402	13.846	09/22/2015 13:24	RAN OFF ROAD - RIGHT	\$ 1000	0	0	0	0	1	1	2	1	0		
Unit	1 : 1	Alchl/Drgs:	0	Speed:	42 MPH	Dir:	SE	Veh Mnvr/Ped Actn:				7	Obj Strk:		55	
527	105205122	13.846	08/23/2017 07:39	LEFT TURN, SAME ROADWAY	\$ 3500	0	0	0	0	1	1	1	1	0	0	
Unit	1 : 4	Alchl/Drgs:	0	Speed:	10 MPH	Dir:	SW	Veh Mnvr/Ped Actn:				9	Obj Strk:			
Unit	2 : 1	Alchl/Drgs:	0	Speed:	30 MPH	Dir:	NE	Veh Mnvr/Ped Actn:				4	Obj Strk:			
528	105449033	13.846	04/07/2018 13:04	RAN OFF ROAD - RIGHT	\$ 1300	0	0	0	0	2	1	3		0		
Unit	1 : 3	Alchl/Drgs:	0	Speed:	0 MPH	Dir:	W	Veh Mnvr/Ped Actn:				4	Obj Strk:		42	
529	105487549	13.846	05/11/2018 09:43	SIDESWIPE, SAME DIRECTION	\$ 4200	0	0	0	0	1	1	1	1	10	1	1
Unit	1 : 10	Alchl/Drgs:	0	Speed:	5 MPH	Dir:	N	Veh Mnvr/Ped Actn:				12	Obj Strk:			
Unit	2 : 1	Alchl/Drgs:	0	Speed:	0 MPH	Dir:	N	Veh Mnvr/Ped Actn:				14	Obj Strk:			
530	105150828	13.849	06/28/2017 18:00	REAR END, SLOW OR STOP	\$ 4100	0	0	0	0	1	1	1	1	0	0	3
Unit	1 : 1	Alchl/Drgs:	0	Speed:	15 MPH	Dir:	S	Veh Mnvr/Ped Actn:				11	Obj Strk:		37	
Unit	2 : 1	Alchl/Drgs:	0	Speed:	20 MPH	Dir:	S	Veh Mnvr/Ped Actn:				11	Obj Strk:			
531	102764796	13.874	12/21/2009 17:31	REAR END, SLOW OR STOP	\$ 5000	0	0	0	1	1	2	1	3	0	0	
Unit	1 : 1	Alchl/Drgs:	0	Speed:	35 MPH	Dir:	S	Veh Mnvr/Ped Actn:				4	Obj Strk:			
Unit	2 : 1	Alchl/Drgs:	0	Speed:	25 MPH	Dir:	S	Veh Mnvr/Ped Actn:				11	Obj Strk:			

**North Carolina Department of Transportation
Traffic Engineering Accident Analysis System
Strip Analysis Report**

Acc No	Crash ID	Milepost	Date	Accident Type	Total Damage	Injuries				Condition			Road		Trfc Ctl	
						F	A	B	C	R	L	W	Ch	Ci	Dv	Op
532	105015216	13.895	02/03/2017 14:19	REAR END, SLOW OR STOP	\$ 1800	0	0	0	0	1	1	2	1	0	0	
Unit	1 : 1	Alchl/Drgs:	0	Speed: 25 MPH Dir: NE		Veh Mnvr/Ped Actn:				4	Obj Strk:					
Unit	2 : 4	Alchl/Drgs:	0	Speed: 15 MPH Dir: NE		Veh Mnvr/Ped Actn:				11	Obj Strk:					
533	105076521	13.897	04/11/2017 09:17	SIDESWIPE, SAME DIRECTION	\$ 2700	0	0	0	0	1	1	1	3	0	0	2
Unit	1 : 4	Alchl/Drgs:	0	Speed: 35 MPH Dir: NE		Veh Mnvr/Ped Actn:				4	Obj Strk:					
Unit	2 : 4	Alchl/Drgs:	0	Speed: 30 MPH Dir: NE		Veh Mnvr/Ped Actn:				5	Obj Strk:					
534	103042138	13.903	12/07/2010 11:00	ANIMAL	\$ 2000	0	0	0	0	1	1	1	1	0	0	
Unit	1 : 1	Alchl/Drgs:	0	Speed: 45 MPH Dir: S		Veh Mnvr/Ped Actn:				4	Obj Strk:		17			
535	103746985	13.926	05/05/2013 12:51	RAN OFF ROAD - RIGHT	\$ 7700	0	0	0	0	1	1	2	1	0	2	
Unit	1 : 10	Alchl/Drgs:	1	Speed: 45 MPH Dir: N		Veh Mnvr/Ped Actn:				4	Obj Strk:		37			
536	103973452	13.946	12/16/2013 07:56	REAR END, SLOW OR STOP	\$ 8000	0	0	0	0	1	8	1	3	0	0	2
Unit	1 : 4	Alchl/Drgs:	0	Speed: 20 MPH Dir: N		Veh Mnvr/Ped Actn:				11	Obj Strk:					
Unit	2 : 1	Alchl/Drgs:	0	Speed: 20 MPH Dir: N		Veh Mnvr/Ped Actn:				4	Obj Strk:					
537	104698613	13.946	03/21/2016 08:09	REAR END, SLOW OR STOP	\$ 4000	0	0	0	0	1	1	1	3	0	2	
Unit	1 : 1	Alchl/Drgs:	0	Speed: 40 MPH Dir: E		Veh Mnvr/Ped Actn:				1	Obj Strk:					
Unit	2 : 1	Alchl/Drgs:	0	Speed: 40 MPH Dir: E		Veh Mnvr/Ped Actn:				4	Obj Strk:					
538	102587313	13.946	05/06/2009 08:29	REAR END, SLOW OR STOP	\$ 2600	0	0	0	0	2	1	2	3	0		
Unit	1 : 32	Alchl/Drgs:	7	Speed: 35 MPH Dir: N		Veh Mnvr/Ped Actn:				4	Obj Strk:					
Unit	2 : 1	Alchl/Drgs:	0	Speed: 15 MPH Dir: N		Veh Mnvr/Ped Actn:				11	Obj Strk:					
Unit	3 : 5	Alchl/Drgs:	0	Speed: 0 MPH Dir: N		Veh Mnvr/Ped Actn:				1	Obj Strk:					
539	103012788	13.946	10/31/2010 10:17	RAN OFF ROAD - LEFT	\$ 500	0	0	0	1	1	1	1	3	0	0	2
Unit	1 : 1	Alchl/Drgs:	0	Speed: 0 MPH Dir: S		Veh Mnvr/Ped Actn:				4	Obj Strk:		59			
540	103081012	13.981	01/20/2011 16:07	ANIMAL	\$ 3000	0	0	0	0	1	1	1	1	0	0	
Unit	1 : 5	Alchl/Drgs:	0	Speed: 40 MPH Dir: S		Veh Mnvr/Ped Actn:				4	Obj Strk:		17			
541	102704464	14.016	10/12/2009 17:55	ANIMAL	\$ 2000	0	0	0	0	2	2	3	1	0		
Unit	1 : 1	Alchl/Drgs:	0	Speed: 45 MPH Dir: SW		Veh Mnvr/Ped Actn:				4	Obj Strk:		17			

**North Carolina Department of Transportation
Traffic Engineering Accident Analysis System
Strip Analysis Report**

Acc No	Crash ID	Milepost	Date	Accident Type	Total Damage	Injuries				Condition			Road		Trfc Ctl	
						F	A	B	C	R	L	W	Ch	Ci	Dv	Op
542	104761799	14.025	05/24/2016 17:29	REAR END, SLOW OR STOP	\$ 20500	0	0	0	2	1	1	1	1	0		
Unit	1 : 4	Alchl/Drgs:	0	Speed:	5 MPH Dir: W	Veh Mnvr/Ped Actn:				11	Obj Strk:					
Unit	2 : 1	Alchl/Drgs:	0	Speed:	45 MPH Dir: W	Veh Mnvr/Ped Actn:				4	Obj Strk:					

543	105399745	14.029	02/16/2018 15:59	REAR END, SLOW OR STOP	\$ 6000	0	0	0	2	1	1	1		0		
Unit	1 : 1	Alchl/Drgs:	0	Speed:	0 MPH Dir: N	Veh Mnvr/Ped Actn:				11	Obj Strk:					
Unit	2 : 4	Alchl/Drgs:	0	Speed:	0 MPH Dir: N	Veh Mnvr/Ped Actn:				1	Obj Strk:					

544	105076525	14.059	04/11/2017 18:29	REAR END, SLOW OR STOP	\$ 3000	0	0	0	0	1	1	1	1	0		
Unit	1 : 4	Alchl/Drgs:	0	Speed:	45 MPH Dir: W	Veh Mnvr/Ped Actn:				11	Obj Strk:					
Unit	2 : 4	Alchl/Drgs:	0	Speed:	45 MPH Dir: W	Veh Mnvr/Ped Actn:				11	Obj Strk:					

545	105076517	14.073	04/11/2017 08:45	REAR END, SLOW OR STOP	\$ 5300	0	0	0	1	1	1	1	1	0		
Unit	1 : 2	Alchl/Drgs:	0	Speed:	0 MPH Dir: E	Veh Mnvr/Ped Actn:				1	Obj Strk:					
Unit	2 : 1	Alchl/Drgs:	0	Speed:	35 MPH Dir: E	Veh Mnvr/Ped Actn:				4	Obj Strk:					

546	102820890	14.088	03/08/2010 17:59	REAR END, SLOW OR STOP	\$ 3000	0	0	0	0	1	1	1	1	0		
Unit	1 : 4	Alchl/Drgs:	0	Speed:	40 MPH Dir: NE	Veh Mnvr/Ped Actn:				11	Obj Strk:					
Unit	2 : 4	Alchl/Drgs:	0	Speed:	40 MPH Dir: NE	Veh Mnvr/Ped Actn:				11	Obj Strk:					

547	104579616	14.098	11/16/2015 21:30	REAR END, TURN	\$ 2500	0	0	0	0	1	4	1	3	0	0	
Unit	1 : 1	Alchl/Drgs:	0	Speed:	45 MPH Dir: S	Veh Mnvr/Ped Actn:				1	Obj Strk:					
Unit	2 : 1	Alchl/Drgs:	0	Speed:	45 MPH Dir: S	Veh Mnvr/Ped Actn:				11	Obj Strk:					

548	103415880	14.106	03/19/2012 18:37	REAR END, SLOW OR STOP	\$ 4500	0	0	0	0	1	1	1	1	0		
Unit	1 : 1	Alchl/Drgs:	0	Speed:	45 MPH Dir: S	Veh Mnvr/Ped Actn:				11	Obj Strk:					
Unit	2 : 4	Alchl/Drgs:	0	Speed:	40 MPH Dir: S	Veh Mnvr/Ped Actn:				11	Obj Strk:					

549	103272880	14.112	09/30/2011 16:56	REAR END, SLOW OR STOP	\$ 200	0	0	0	0	2	1	2	3	0	3	1
Unit	1 : 1	Alchl/Drgs:	0	Speed:	0 MPH Dir: N	Veh Mnvr/Ped Actn:				1	Obj Strk:					
Unit	2 : 2	Alchl/Drgs:	0	Speed:	0 MPH Dir: N	Veh Mnvr/Ped Actn:				11	Obj Strk:					

550	102510282	14.116	01/07/2009 17:51	REAR END, SLOW OR STOP	\$ 3500	0	0	0	0	2	5	2	2	0	1	1
Unit	1 : 1	Alchl/Drgs:	0	Speed:	0 MPH Dir: S	Veh Mnvr/Ped Actn:				11	Obj Strk:					
Unit	2 : 1	Alchl/Drgs:	0	Speed:	5 MPH Dir: S	Veh Mnvr/Ped Actn:				11	Obj Strk:					

**North Carolina Department of Transportation
Traffic Engineering Accident Analysis System
Strip Analysis Report**

Acc No	Crash ID	Milepost	Date	Accident Type	Total Damage	Injuries				Condition			Road		Trfc Ctl	
						F	A	B	C	R	L	W	Ch	Ci	Dv	Op
551	102799891	14.116	02/08/2010 01:11	RAN OFF ROAD - LEFT	\$ 5000	0	0	0	1	1	5	1	1	0	0	
Unit	1 : 1	Alchl/Drgs:	0	Speed: 45 MPH	Dir: S	Veh Mnvr/Ped Actn: 16				Obj Strk: 33						
552	103274781	14.116	10/04/2011 09:08	REAR END, TURN	\$ 1000	0	0	0	0	1	1	1	1	0	0	
Unit	1 : 5	Alchl/Drgs:	0	Speed: 40 MPH	Dir: S	Veh Mnvr/Ped Actn: 11				Obj Strk:						
Unit	2 : 1	Alchl/Drgs:	0	Speed: 40 MPH	Dir: S	Veh Mnvr/Ped Actn: 7				Obj Strk:						
553	103415889	14.116	03/19/2012 17:22	REAR END, SLOW OR STOP	\$ 5900	0	0	0	0	1	1	1	1	0		
Unit	1 : 5	Alchl/Drgs:	0	Speed: 30 MPH	Dir: S	Veh Mnvr/Ped Actn: 11				Obj Strk:						
Unit	2 : 1	Alchl/Drgs:	0	Speed: 0 MPH	Dir: S	Veh Mnvr/Ped Actn: 1				Obj Strk:						
Unit	3 : 1	Alchl/Drgs:	0	Speed: 0 MPH	Dir: S	Veh Mnvr/Ped Actn: 1				Obj Strk:						
554	104364267	14.116	02/02/2015 07:56	REAR END, SLOW OR STOP	\$ 6800	0	0	0	2	2	1	3	1	0		
Unit	1 : 1	Alchl/Drgs:	0	Speed: 45 MPH	Dir: N	Veh Mnvr/Ped Actn: 4				Obj Strk:						
Unit	2 : 1	Alchl/Drgs:	0	Speed: 0 MPH	Dir: N	Veh Mnvr/Ped Actn: 1				Obj Strk:						
Unit	3 : 1	Alchl/Drgs:	0	Speed: 0 MPH	Dir: N	Veh Mnvr/Ped Actn: 1				Obj Strk:						
Unit	4 : 1	Alchl/Drgs:	0	Speed: 0 MPH	Dir: N	Veh Mnvr/Ped Actn: 1				Obj Strk:						
555	105166032	14.116	07/12/2017 08:47	ANIMAL	\$ 2000	0	0	1	0	1	1	1	1	0	0	2
Unit	1 : 1	Alchl/Drgs:	0	Speed: 40 MPH	Dir: NE	Veh Mnvr/Ped Actn: 4				Obj Strk: 17						
556	102557088	14.116	03/23/2009 17:36	REAR END, SLOW OR STOP	\$ 2000	0	0	0	0	1	1	1	4	0	1	1
Unit	1 : 1	Alchl/Drgs:	0	Speed: 10 MPH	Dir: S	Veh Mnvr/Ped Actn: 4				Obj Strk:						
Unit	2 : 1	Alchl/Drgs:	0	Speed: 10 MPH	Dir: S	Veh Mnvr/Ped Actn: 11				Obj Strk:						
557	102815477	14.116	02/26/2010 17:21	REAR END, SLOW OR STOP	\$ 175	0	0	0	1	1	1	1	1	0	1	1
Unit	1 : 1	Alchl/Drgs:	0	Speed: 0 MPH	Dir: S	Veh Mnvr/Ped Actn: 1				Obj Strk:						
Unit	2 : 1	Alchl/Drgs:	0	Speed: 5 MPH	Dir: S	Veh Mnvr/Ped Actn: 4				Obj Strk:						
558	103761847	14.116	05/22/2013 18:06	REAR END, SLOW OR STOP	\$ 2700	0	0	0	0	1	1	1	7	0	0	
Unit	1 : 1	Alchl/Drgs:	0	Speed: 10 MPH	Dir: S	Veh Mnvr/Ped Actn: 12				Obj Strk:						
Unit	2 : 2	Alchl/Drgs:	0	Speed: 0 MPH	Dir: N	Veh Mnvr/Ped Actn: 1				Obj Strk:						
559	103666915	14.118	01/10/2013 08:23	REAR END, SLOW OR STOP	\$ 1300	0	0	0	0	1	1	1	3	0	3	1
Unit	1 : 2	Alchl/Drgs:	0	Speed: 40 MPH	Dir: N	Veh Mnvr/Ped Actn: 1				Obj Strk:						
Unit	2 : 1	Alchl/Drgs:	0	Speed: 40 MPH	Dir: N	Veh Mnvr/Ped Actn: 11				Obj Strk:						

**North Carolina Department of Transportation
Traffic Engineering Accident Analysis System
Strip Analysis Report**

Acc No	Crash ID	Milepost	Date	Accident Type	Total Damage	Injuries				Condition			Road		Trfc Ctl	
						F	A	B	C	R	L	W	Ch	Ci	Dv	Op
560	103037082	14.122	12/03/2010 14:19	REAR END, SLOW OR STOP	\$ 2500	0	0	0	0	1	1	2	1	0		
Unit	1 : 1	Alchl/Drgs:	0	Speed: 40 MPH Dir: N		Veh Mnvr/Ped Actn:				4	Obj Strk:					
Unit	2 : 2	Alchl/Drgs:	0	Speed: 0 MPH Dir: N		Veh Mnvr/Ped Actn:				4	Obj Strk:					
561	102596001	14.125	05/12/2009 17:09	REAR END, SLOW OR STOP	\$ 3000	0	0	0	1	1	1	1	1	0	0	
Unit	1 : 1	Alchl/Drgs:	0	Speed: 25 MPH Dir: S		Veh Mnvr/Ped Actn:				4	Obj Strk:					
Unit	2 : 1	Alchl/Drgs:	0	Speed: 0 MPH Dir: S		Veh Mnvr/Ped Actn:				1	Obj Strk:					
562	102872873	14.125	05/17/2010 07:49	REAR END, SLOW OR STOP	\$ 2000	0	0	0	0	2	1	3	1	0		
Unit	1 : 1	Alchl/Drgs:	0	Speed: 0 MPH Dir: NE		Veh Mnvr/Ped Actn:				1	Obj Strk:					
Unit	2 : 32	Alchl/Drgs:	7	Speed: 35 MPH Dir: NE		Veh Mnvr/Ped Actn:				4	Obj Strk:					
563	103657395	14.125	01/10/2013 08:24	SIDESWIPE, OPPOSITE DIRECTION	\$ 5500	0	0	0	2	1	1	1	1	0		
Unit	1 : 2	Alchl/Drgs:	0	Speed: 45 MPH Dir: N		Veh Mnvr/Ped Actn:				4	Obj Strk:					
Unit	2 : 1	Alchl/Drgs:	0	Speed: 40 MPH Dir: S		Veh Mnvr/Ped Actn:				4	Obj Strk:					
564	103756689	14.125	05/14/2013 10:02	SIDESWIPE, SAME DIRECTION	\$ 3400	0	0	0	0	1	1	1	3	0		2
Unit	1 : 1	Alchl/Drgs:	0	Speed: 40 MPH Dir: NE		Veh Mnvr/Ped Actn:				4	Obj Strk:					
Unit	2 : 1	Alchl/Drgs:	0	Speed: 40 MPH Dir: NE		Veh Mnvr/Ped Actn:				5	Obj Strk:					
565	102597345	14.149	05/14/2009 17:44	REAR END, SLOW OR STOP	\$ 1700	0	0	0	0	2	1	2	1	0	0	
Unit	1 : 1	Alchl/Drgs:	0	Speed: 35 MPH Dir: E		Veh Mnvr/Ped Actn:				11	Obj Strk:					
Unit	2 : 1	Alchl/Drgs:	0	Speed: 40 MPH Dir: E		Veh Mnvr/Ped Actn:				4	Obj Strk:					
566	104378494	14.154	05/12/2015 17:06	PEDALCYCLIST	\$ 1500	0	0	1	0	1	1	1	1	0		
Unit	1 : 1	Alchl/Drgs:	0	Speed: 45 MPH Dir: W		Veh Mnvr/Ped Actn:				4	Obj Strk:		15			
Unit	2 : 23	Alchl/Drgs:	0	Speed: 0 MPH Dir:		Veh Mnvr/Ped Actn:					Obj Strk:					
567	104377307	14.163	05/08/2015 07:51	REAR END, SLOW OR STOP	\$ 1000	0	0	0	0	1	1	1	3	0	0	2
Unit	1 : 1	Alchl/Drgs:	0	Speed: 10 MPH Dir: N		Veh Mnvr/Ped Actn:				11	Obj Strk:					
Unit	2 : 5	Alchl/Drgs:	0	Speed: 15 MPH Dir: N		Veh Mnvr/Ped Actn:				4	Obj Strk:					
568	104355692	14.166	03/30/2015 15:45	REAR END, SLOW OR STOP	\$ 6000	0	0	0	1	1	1	1	1	0		
Unit	1 : 4	Alchl/Drgs:	0	Speed: 45 MPH Dir: S		Veh Mnvr/Ped Actn:				11	Obj Strk:					
Unit	2 : 4	Alchl/Drgs:	0	Speed: 40 MPH Dir: S		Veh Mnvr/Ped Actn:				11	Obj Strk:					

**North Carolina Department of Transportation
Traffic Engineering Accident Analysis System
Strip Analysis Report**

Acc No	Crash ID	Milepost	Date	Accident Type	Total Damage	Injuries				Condition			Road		Trfc Ctl	
						F	A	B	C	R	L	W	Ch	Ci	Dv	Op
569	102826847	14.173	03/19/2010 15:34	SIDESWIPE, SAME DIRECTION	\$ 1500	0	0	0	0	1	1	1	1	0	0	
Unit	1 : 3	Alchl/Drgs:	0	Speed: 10 MPH Dir: NE		Veh Mnvr/Ped Actn:				5	Obj Strk:					
Unit	2 : 1	Alchl/Drgs:	0	Speed: 10 MPH Dir: NE		Veh Mnvr/Ped Actn:				4	Obj Strk:					
570	103451486	14.176	05/10/2012 15:48	REAR END, SLOW OR STOP	\$ 4000	0	0	0	0	1	1	1	1	0	0	
Unit	1 : 1	Alchl/Drgs:	0	Speed: 30 MPH Dir: S		Veh Mnvr/Ped Actn:				4	Obj Strk:					
Unit	2 : 1	Alchl/Drgs:	0	Speed: 20 MPH Dir: S		Veh Mnvr/Ped Actn:				11	Obj Strk:					
571	103746928	14.192	05/02/2013 17:24	REAR END, SLOW OR STOP	\$ 1700	0	0	1	0	1	1	2	3	0	0	3
Unit	1 : 32	Alchl/Drgs:	0	Speed: 15 MPH Dir: S		Veh Mnvr/Ped Actn:				11	Obj Strk:					
Unit	2 : 1	Alchl/Drgs:	0	Speed: 0 MPH Dir: S		Veh Mnvr/Ped Actn:				11	Obj Strk:					
572	104924608	14.206	10/20/2016 16:44	SIDESWIPE, SAME DIRECTION	\$ 1000	0	0	0	0	1	1	1	1	0	1	
Unit	1 : 1	Alchl/Drgs:	0	Speed: 45 MPH Dir: S		Veh Mnvr/Ped Actn:				4	Obj Strk:					
Unit	2 : 32	Alchl/Drgs:	7	Speed: 45 MPH Dir: S		Veh Mnvr/Ped Actn:				5	Obj Strk:					
573	102834296	14.216	03/30/2010 10:32	REAR END, SLOW OR STOP	\$ 14000	0	0	0	1	1	1	1	1	0	1	
Unit	1 : 4	Alchl/Drgs:	0	Speed: 45 MPH Dir: NE		Veh Mnvr/Ped Actn:				4	Obj Strk:					
Unit	2 : 1	Alchl/Drgs:	0	Speed: 0 MPH Dir: NE		Veh Mnvr/Ped Actn:				1	Obj Strk:					
Unit	3 : 1	Alchl/Drgs:	0	Speed: 0 MPH Dir: NE		Veh Mnvr/Ped Actn:				1	Obj Strk:					
574	104358496	14.240	04/17/2015 17:03	REAR END, SLOW OR STOP	\$ 14100	0	0	0	0	1	1	1	3	0	2	
Unit	1 : 1	Alchl/Drgs:	0	Speed: 30 MPH Dir: NE		Veh Mnvr/Ped Actn:				1	Obj Strk:					
Unit	2 : 1	Alchl/Drgs:	0	Speed: 30 MPH Dir: NE		Veh Mnvr/Ped Actn:				4	Obj Strk:					
Unit	3 : 4	Alchl/Drgs:	0	Speed: 30 MPH Dir: NE		Veh Mnvr/Ped Actn:				4	Obj Strk:					
575	105366119	14.250	01/11/2018 18:33	REAR END, SLOW OR STOP	\$ 6000	0	1	0	0	2	4	3	1	0		
Unit	1 : 1	Alchl/Drgs:	0	Speed: 30 MPH Dir: N		Veh Mnvr/Ped Actn:				4	Obj Strk:					
Unit	2 : 1	Alchl/Drgs:	0	Speed: 30 MPH Dir: N		Veh Mnvr/Ped Actn:				4	Obj Strk:					
576	102763000	14.252	12/15/2009 08:00	REAR END, SLOW OR STOP	\$ 5000	0	0	0	1	2	1	3	1	0		
Unit	1 : 1	Alchl/Drgs:	0	Speed: 45 MPH Dir: S		Veh Mnvr/Ped Actn:				4	Obj Strk:					
Unit	2 : 1	Alchl/Drgs:	0	Speed: 20 MPH Dir: S		Veh Mnvr/Ped Actn:				11	Obj Strk:					
Unit	3 : 1	Alchl/Drgs:	0	Speed: 0 MPH Dir: NE		Veh Mnvr/Ped Actn:				1	Obj Strk:					
577	104936952	14.286	11/03/2016 23:13	ANIMAL	\$ 3000	0	0	0	0	1	5	1	1	0		
Unit	1 : 1	Alchl/Drgs:	0	Speed: 45 MPH Dir: S		Veh Mnvr/Ped Actn:				4	Obj Strk:		17			

**North Carolina Department of Transportation
Traffic Engineering Accident Analysis System
Strip Analysis Report**

Acc No	Crash ID	Milepost	Date	Accident Type	Total Damage	Injuries				Condition			Road		Trfc Ctl	
						F	A	B	C	R	L	W	Ch	Ci	Dv	Op
578	105364823	14.293	01/08/2018 17:12	REAR END, SLOW OR STOP	\$ 15100	0	0	1	1	1	5	2	1	0	0	
Unit	1 : 1	Alchl/Drgs:	0	Speed:	0 MPH Dir: W	Veh Mnvr/Ped Actn:				1	Obj Strk:					
Unit	2 : 4	Alchl/Drgs:	0	Speed:	25 MPH Dir: W	Veh Mnvr/Ped Actn:				11	Obj Strk:					
Unit	3 : 1	Alchl/Drgs:	0	Speed:	30 MPH Dir: W	Veh Mnvr/Ped Actn:				4	Obj Strk:					
579	104377518	14.294	05/01/2015 07:53	REAR END, SLOW OR STOP	\$ 1000	0	0	0	0	2	1	3	1	0	2	
Unit	1 : 4	Alchl/Drgs:	0	Speed:	0 MPH Dir: E	Veh Mnvr/Ped Actn:				1	Obj Strk:					
Unit	2 : 1	Alchl/Drgs:	0	Speed:	5 MPH Dir: E	Veh Mnvr/Ped Actn:				4	Obj Strk:					
580	105705083	14.294	11/20/2018 17:50	ANIMAL	\$ 1500	0	0	0	0	1	5	1	3	0	1	
Unit	1 : 4	Alchl/Drgs:	0	Speed:	45 MPH Dir: N	Veh Mnvr/Ped Actn:				4	Obj Strk:		17			
581	105454863	14.296	04/13/2018 13:13	REAR END, SLOW OR STOP	\$ 3000	0	0	0	0	1	1	1	3	0	0	2
Unit	1 : 1	Alchl/Drgs:	0	Speed:	30 MPH Dir: NE	Veh Mnvr/Ped Actn:				11	Obj Strk:					
Unit	2 : 1	Alchl/Drgs:	0	Speed:	0 MPH Dir: NE	Veh Mnvr/Ped Actn:				1	Obj Strk:					
582	103002402	14.307	10/28/2010 16:59	REAR END, SLOW OR STOP	\$ 4500	0	0	0	0	1	1	1	3	0	0	1
Unit	1 : 1	Alchl/Drgs:	0	Speed:	20 MPH Dir: N	Veh Mnvr/Ped Actn:				4	Obj Strk:					
Unit	2 : 4	Alchl/Drgs:	0	Speed:	10 MPH Dir: N	Veh Mnvr/Ped Actn:				11	Obj Strk:					
583	103162030	14.311	04/28/2011 18:31	REAR END, SLOW OR STOP	\$ 6000	0	0	0	1	1	1	1	1	0	0	
Unit	1 : 5	Alchl/Drgs:	0	Speed:	45 MPH Dir: W	Veh Mnvr/Ped Actn:				4	Obj Strk:					
Unit	2 : 2	Alchl/Drgs:	0	Speed:	45 MPH Dir: W	Veh Mnvr/Ped Actn:				11	Obj Strk:					
584	104357864	14.311	04/17/2015 08:22	REAR END, SLOW OR STOP	\$ 4700	0	0	0	0	2	1	2	3	0	0	2
Unit	1 : 4	Alchl/Drgs:	0	Speed:	40 MPH Dir: NE	Veh Mnvr/Ped Actn:				1	Obj Strk:					
Unit	2 : 1	Alchl/Drgs:	0	Speed:	40 MPH Dir: NE	Veh Mnvr/Ped Actn:				4	Obj Strk:					
585	104355967	14.315	04/02/2015 10:10	REAR END, SLOW OR STOP	\$ 7000	0	0	0	0	1	1	1	1	0	3	
Unit	1 : 4	Alchl/Drgs:	0	Speed:	45 MPH Dir: N	Veh Mnvr/Ped Actn:				4	Obj Strk:					
Unit	2 : 2	Alchl/Drgs:	0	Speed:	40 MPH Dir: N	Veh Mnvr/Ped Actn:				4	Obj Strk:					
586	102807531	14.316	02/19/2010 09:59	RAN OFF ROAD - RIGHT	\$ 1050	0	0	0	0	1	1	1	1	0		
Unit	1 : 1	Alchl/Drgs:	0	Speed:	45 MPH Dir: N	Veh Mnvr/Ped Actn:				4	Obj Strk:		37			

**North Carolina Department of Transportation
Traffic Engineering Accident Analysis System
Strip Analysis Report**

Acc No	Crash ID	Milepost	Date	Accident Type	Total Damage	Injuries				Condition			Road		Trfc Ctl	
						F	A	B	C	R	L	W	Ch	Ci	Dv	Op
587	103232912	14.324	08/16/2011 17:44	REAR END, SLOW OR STOP	\$ 18000	0	0	0	0	1	1	1	2	0	1	1
Unit	1 : 5	Alchl/Drgs:	0	Speed: 45 MPH Dir: N		Veh Mnvr/Ped Actn:				4	Obj Strk:					
Unit	2 : 1	Alchl/Drgs:	0	Speed: 0 MPH Dir: N		Veh Mnvr/Ped Actn:				11	Obj Strk:					
588	102514934	14.326	01/12/2009 17:12	SIDESWIPE, SAME DIRECTION	\$ 2300	0	0	0	1	1	2	1	1	0	0	
Unit	1 : 7	Alchl/Drgs:	0	Speed: 20 MPH Dir: W		Veh Mnvr/Ped Actn:				8	Obj Strk:					
Unit	2 : 1	Alchl/Drgs:	0	Speed: 25 MPH Dir: W		Veh Mnvr/Ped Actn:				4	Obj Strk:					
589	102799982	14.326	02/02/2010 11:21	LEFT TURN, DIFFERENT ROADWAYS	\$ 13000	0	0	0	1	2	1	3	3	0	1	1
Unit	1 : 1	Alchl/Drgs:	0	Speed: 10 MPH Dir: NW		Veh Mnvr/Ped Actn:				8	Obj Strk:					
Unit	2 : 3	Alchl/Drgs:	0	Speed: 45 MPH Dir: NE		Veh Mnvr/Ped Actn:				4	Obj Strk:					
590	102967980	14.326	09/18/2010 16:01	BACKING UP	\$ 10	0	0	1	0	1	1	1	1	0	1	1
Unit	1 : 1	Alchl/Drgs:	0	Speed: 15 MPH Dir: S		Veh Mnvr/Ped Actn:				10	Obj Strk:					
Unit	2 : 22	Alchl/Drgs:	0	Speed: 0 MPH Dir:		Veh Mnvr/Ped Actn:					Obj Strk:					
591	103440001	14.326	04/25/2012 08:41	REAR END, SLOW OR STOP	\$ 6400	0	0	0	0	2	1	2	2	0	0	
Unit	1 : 4	Alchl/Drgs:	0	Speed: 45 MPH Dir: E		Veh Mnvr/Ped Actn:				4	Obj Strk:					
Unit	2 : 1	Alchl/Drgs:	0	Speed: 0 MPH Dir: E		Veh Mnvr/Ped Actn:				1	Obj Strk:					
Unit	3 : 1	Alchl/Drgs:	0	Speed: 0 MPH Dir: E		Veh Mnvr/Ped Actn:				1	Obj Strk:					
592	103617291	14.326	11/28/2012 11:47	RAN OFF ROAD - STRAIGHT	\$ 6000	0	0	0	1	1	1	1	1	0		
Unit	1 : 1	Alchl/Drgs:	0	Speed: 68 MPH Dir: N		Veh Mnvr/Ped Actn:				7	Obj Strk:		33			
593	104628684	14.326	01/26/2016 18:01	LEFT TURN, SAME ROADWAY	\$ 14000	0	0	0	1	2	5	2	1	0	0	
Unit	1 : 4	Alchl/Drgs:	0	Speed: 45 MPH Dir: NE		Veh Mnvr/Ped Actn:				4	Obj Strk:					
Unit	2 : 4	Alchl/Drgs:	0	Speed: 10 MPH Dir: S		Veh Mnvr/Ped Actn:				9	Obj Strk:		55			
594	104932293	14.326	11/12/2016 15:31	BACKING UP	\$ 16000	0	0	0	2	1	1	1	3	0	1	1
Unit	1 : 4	Alchl/Drgs:	0	Speed: 40 MPH Dir: N		Veh Mnvr/Ped Actn:				4	Obj Strk:					
Unit	2 : 2	Alchl/Drgs:	0	Speed: 0 MPH Dir: N		Veh Mnvr/Ped Actn:				10	Obj Strk:					
Unit	3 : 1	Alchl/Drgs:	0	Speed: 10 MPH Dir: S		Veh Mnvr/Ped Actn:				10	Obj Strk:					
595	105083043	14.326	04/23/2017 10:43	REAR END, SLOW OR STOP	\$ 3000	0	0	0	0	2	1	3	3	0	0	
Unit	1 : 4	Alchl/Drgs:	0	Speed: 45 MPH Dir: NE		Veh Mnvr/Ped Actn:				4	Obj Strk:					
Unit	2 : 31	Alchl/Drgs:	0	Speed: 10 MPH Dir: NE		Veh Mnvr/Ped Actn:				11	Obj Strk:					

**North Carolina Department of Transportation
Traffic Engineering Accident Analysis System
Strip Analysis Report**

Acc No	Crash ID	Milepost	Date	Accident Type	Total Damage	Injuries				Condition			Road		Trfc Ctl	
						F	A	B	C	R	L	W	Ch	Ci	Dv	Op
596	105117144	14.326	05/25/2017 08:38	ANGLE	\$ 4500	0	0	0	0	1	1	1	1	0	1	2
Unit	1 : 5	Alchl/Drgs:	0	Speed:	10 MPH Dir: N	Veh Mnvr/Ped Actn:				4	Obj Strk:					
Unit	2 : 1	Alchl/Drgs:	0	Speed:	40 MPH Dir: N	Veh Mnvr/Ped Actn:				4	Obj Strk:					
597	105538920	14.326	06/27/2018 11:38	RAN OFF ROAD - RIGHT	\$ 4100	0	0	1	0	1	1	1	1	0	1	1
Unit	1 : 4	Alchl/Drgs:	7	Speed:	50 MPH Dir: E	Veh Mnvr/Ped Actn:				4	Obj Strk:		38			
598	105618767	14.326	09/23/2018 12:42	REAR END, SLOW OR STOP	\$ 18500	0	0	0	1	1	1	2	3	0	0	
Unit	1 : 1	Alchl/Drgs:	0	Speed:	20 MPH Dir: E	Veh Mnvr/Ped Actn:				4	Obj Strk:					
Unit	2 : 1	Alchl/Drgs:	0	Speed:	45 MPH Dir: E	Veh Mnvr/Ped Actn:				4	Obj Strk:					
Unit	3 : 1	Alchl/Drgs:	0	Speed:	15 MPH Dir: E	Veh Mnvr/Ped Actn:				4	Obj Strk:					
599	105649200	14.326	10/12/2018 09:39	REAR END, SLOW OR STOP	\$ 3000	0	0	0	0	1	1	1	1	0	1	1
Unit	1 : 1	Alchl/Drgs:	0	Speed:	30 MPH Dir: N	Veh Mnvr/Ped Actn:				1	Obj Strk:					
Unit	2 : 4	Alchl/Drgs:	0	Speed:	35 MPH Dir: N	Veh Mnvr/Ped Actn:				4	Obj Strk:					
600	102966352	14.328	09/15/2010 07:49	REAR END, SLOW OR STOP	\$ 4000	0	0	0	0	1	1	1	3	12	0	2
Unit	1 : 2	Alchl/Drgs:	0	Speed:	0 MPH Dir: N	Veh Mnvr/Ped Actn:				1	Obj Strk:					
Unit	2 : 1	Alchl/Drgs:	0	Speed:	0 MPH Dir: N	Veh Mnvr/Ped Actn:				4	Obj Strk:					
601	104231064	14.328	11/21/2014 07:37	REAR END, SLOW OR STOP	\$ 3050	0	0	0	1	1	1	1	3	0		2
Unit	1 : 1	Alchl/Drgs:	0	Speed:	0 MPH Dir: N	Veh Mnvr/Ped Actn:				1	Obj Strk:					
Unit	2 : 1	Alchl/Drgs:	0	Speed:	0 MPH Dir: N	Veh Mnvr/Ped Actn:				1	Obj Strk:					
Unit	3 : 1	Alchl/Drgs:	0	Speed:	0 MPH Dir: N	Veh Mnvr/Ped Actn:				11	Obj Strk:					
602	104232386	14.328	11/21/2014 07:37	REAR END, SLOW OR STOP	\$ 6000	0	0	0	1	1	1	1	3	0		2
Unit	1 : 5	Alchl/Drgs:	0	Speed:	0 MPH Dir: N	Veh Mnvr/Ped Actn:				1	Obj Strk:					
Unit	2 : 1	Alchl/Drgs:	0	Speed:	0 MPH Dir: N	Veh Mnvr/Ped Actn:				11	Obj Strk:					
603	103617282	14.334	11/27/2012 07:47	REAR END, SLOW OR STOP	\$ 1100	0	0	0	0	1	1	2	3	0		
Unit	1 : 5	Alchl/Drgs:	0	Speed:	20 MPH Dir: N	Veh Mnvr/Ped Actn:				11	Obj Strk:					
Unit	2 : 4	Alchl/Drgs:	0	Speed:	0 MPH Dir: N	Veh Mnvr/Ped Actn:				11	Obj Strk:					
604	105349910	14.335	12/22/2017 19:39	ANIMAL	\$ 2000	0	0	0	1	1	5	1	1	0		
Unit	1 : 1	Alchl/Drgs:	0	Speed:	45 MPH Dir: E	Veh Mnvr/Ped Actn:				4	Obj Strk:		17			

**North Carolina Department of Transportation
Traffic Engineering Accident Analysis System
Strip Analysis Report**

Acc No	Crash ID	Milepost	Date	Accident Type	Total Damage	Injuries				Condition			Road		Trfc Ctl	
						F	A	B	C	R	L	W	Ch	Ci	Dv	Op
605	103440023	14.341	04/25/2012 09:33	REAR END, SLOW OR STOP	\$ 20450	0	0	0	4	2	1	2	3	0	0	
Unit	1 : 4	Alchl/Drugs:	0	Speed:	45 MPH Dir: E	Veh Mnvr/Ped Actn:				4	Obj Strk:					
Unit	2 : 1	Alchl/Drugs:	0	Speed:	45 MPH Dir: E	Veh Mnvr/Ped Actn:				4	Obj Strk:					
Unit	3 : 2	Alchl/Drugs:	0	Speed:	0 MPH Dir: E	Veh Mnvr/Ped Actn:				1	Obj Strk:					
Unit	4 : 1	Alchl/Drugs:	0	Speed:	0 MPH Dir: E	Veh Mnvr/Ped Actn:				1	Obj Strk:					

606	104737325	14.341	04/29/2016 06:24	OTHER NON-COLLISION	\$ 2500	0	0	0	0	2	1	2	3	0		
Unit	1 : 2	Alchl/Drugs:	0	Speed:	45 MPH Dir: E	Veh Mnvr/Ped Actn:				4	Obj Strk:					

607	103250113	14.345	09/06/2011 07:45	REAR END, SLOW OR STOP	\$ 4000	0	0	0	0	3	1	3	3	0		
Unit	1 : 1	Alchl/Drugs:	0	Speed:	30 MPH Dir: E	Veh Mnvr/Ped Actn:				4	Obj Strk:					
Unit	2 : 1	Alchl/Drugs:	0	Speed:	30 MPH Dir: E	Veh Mnvr/Ped Actn:				4	Obj Strk:					

608	102672137	14.346	08/27/2009 07:40	REAR END, SLOW OR STOP	\$ 1600	0	0	0	0	1	1	1	1	0	0	
Unit	1 : 1	Alchl/Drugs:	0	Speed:	40 MPH Dir: N	Veh Mnvr/Ped Actn:				1	Obj Strk:					
Unit	2 : 1	Alchl/Drugs:	0	Speed:	45 MPH Dir: N	Veh Mnvr/Ped Actn:				4	Obj Strk:					

609	103733615	14.346	04/19/2013 18:37	REAR END, SLOW OR STOP	\$ 6000	0	0	0	0	2	1	3	7	0	3	1
Unit	1 : 32	Alchl/Drugs:	7	Speed:	35 MPH Dir: N	Veh Mnvr/Ped Actn:				4	Obj Strk:					
Unit	2 : 1	Alchl/Drugs:	0	Speed:	40 MPH Dir: N	Veh Mnvr/Ped Actn:				4	Obj Strk:					
Unit	3 : 1	Alchl/Drugs:	0	Speed:	0 MPH Dir: N	Veh Mnvr/Ped Actn:				3	Obj Strk:		20			

610	104901649	14.346	10/11/2016 15:28	REAR END, SLOW OR STOP	\$ 4500	0	0	0	0	1	1	1	3	0	0	2
Unit	1 : 1	Alchl/Drugs:	0	Speed:	40 MPH Dir: E	Veh Mnvr/Ped Actn:				11	Obj Strk:					
Unit	2 : 4	Alchl/Drugs:	0	Speed:	40 MPH Dir: E	Veh Mnvr/Ped Actn:				4	Obj Strk:					

611	105278683	14.357	11/02/2017 07:21	REAR END, SLOW OR STOP	\$ 1200	0	0	0	1	1	3	2	3	0		2
Unit	1 : 1	Alchl/Drugs:	0	Speed:	0 MPH Dir: NE	Veh Mnvr/Ped Actn:				1	Obj Strk:					
Unit	2 : 1	Alchl/Drugs:	0	Speed:	0 MPH Dir: NE	Veh Mnvr/Ped Actn:				1	Obj Strk:					

612	104585714	14.360	12/02/2015 08:02	REAR END, SLOW OR STOP	\$ 5000	0	0	0	2	2	1	2	2	0		
Unit	1 : 1	Alchl/Drugs:	0	Speed:	0 MPH Dir: N	Veh Mnvr/Ped Actn:				4	Obj Strk:					
Unit	2 : 1	Alchl/Drugs:	0	Speed:	0 MPH Dir: N	Veh Mnvr/Ped Actn:				4	Obj Strk:					
Unit	3 : 4	Alchl/Drugs:	0	Speed:	35 MPH Dir: N	Veh Mnvr/Ped Actn:				4	Obj Strk:					

613	103911808	14.364	10/25/2013 07:27	REAR END, SLOW OR STOP	\$ 21360	0	0	1	2	1	1	1	3	0	3	1
Unit	1 : 2	Alchl/Drugs:	0	Speed:	45 MPH Dir: N	Veh Mnvr/Ped Actn:				4	Obj Strk:					

**North Carolina Department of Transportation
Traffic Engineering Accident Analysis System
Strip Analysis Report**

Acc No	Crash ID	Milepost	Date	Accident Type	Total Damage	Injuries				Condition			Road		Trfc Ctl	
						F	A	B	C	R	L	W	Ch	Ci	Dv	Op
Unit	2 : 1	Alchl/Drugs:	0	Speed:	5 MPH Dir: N	Veh Mnvr/Ped Actn:				11	Obj Strk:					
Unit	3 : 1	Alchl/Drugs:	0	Speed:	0 MPH Dir: N	Veh Mnvr/Ped Actn:				1	Obj Strk:					
Unit	4 : 1	Alchl/Drugs:	0	Speed:	0 MPH Dir: N	Veh Mnvr/Ped Actn:				1	Obj Strk:					
Unit	5 : 1	Alchl/Drugs:	0	Speed:	0 MPH Dir: N	Veh Mnvr/Ped Actn:				1	Obj Strk:					
614	103907820	14.364	10/25/2013 08:59	REAR END, SLOW OR STOP	\$ 2000	0	0	0	0	1	1	1	3	0	2	
Unit	1 : 1	Alchl/Drugs:	0	Speed:	15 MPH Dir: E	Veh Mnvr/Ped Actn:				4	Obj Strk:					
Unit	2 : 1	Alchl/Drugs:	0	Speed:	0 MPH Dir: E	Veh Mnvr/Ped Actn:				11	Obj Strk:					
615	103907809	14.364	10/26/2013 02:58	ANIMAL	\$ 2000	0	0	0	0	1	5	1	3	0	0	
Unit	1 : 1	Alchl/Drugs:	0	Speed:	45 MPH Dir: E	Veh Mnvr/Ped Actn:				4	Obj Strk: 17					
616	105688629	14.364	11/06/2018 07:43	REAR END, SLOW OR STOP	\$ 6250	0	0	0	0	2	1	2	3	0	0	
Unit	1 : 4	Alchl/Drugs:	0	Speed:	0 MPH Dir: E	Veh Mnvr/Ped Actn:				1	Obj Strk:					
Unit	2 : 2	Alchl/Drugs:	0	Speed:	0 MPH Dir: E	Veh Mnvr/Ped Actn:				1	Obj Strk:					
Unit	3 : 1	Alchl/Drugs:	0	Speed:	40 MPH Dir: E	Veh Mnvr/Ped Actn:				4	Obj Strk:					
617	104534844	14.366	10/20/2015 08:33	REAR END, SLOW OR STOP	\$ 4000	0	0	0	0	1	1	1	6	0	2	
Unit	1 : 1	Alchl/Drugs:	0	Speed:	5 MPH Dir: E	Veh Mnvr/Ped Actn:				11	Obj Strk:					
Unit	2 : 1	Alchl/Drugs:	0	Speed:	20 MPH Dir: E	Veh Mnvr/Ped Actn:				11	Obj Strk:					
618	105366755	14.370	01/11/2018 09:02	REAR END, SLOW OR STOP	\$ 50	0	0	0	1	2	1	9	3	0	0	
Unit	1 : 4	Alchl/Drugs:	0	Speed:	15 MPH Dir: N	Veh Mnvr/Ped Actn:				11	Obj Strk:					
Unit	2 : 1	Alchl/Drugs:	0	Speed:	5 MPH Dir: N	Veh Mnvr/Ped Actn:				11	Obj Strk:					
619	104399656	14.374	05/27/2015 16:56	REAR END, SLOW OR STOP	\$ 11300	0	0	0	0	1	1	1	3	0	0	2
Unit	1 : 1	Alchl/Drugs:	0	Speed:	40 MPH Dir: NE	Veh Mnvr/Ped Actn:				11	Obj Strk:					
Unit	2 : 4	Alchl/Drugs:	0	Speed:	40 MPH Dir: NE	Veh Mnvr/Ped Actn:				11	Obj Strk:					
Unit	3 : 4	Alchl/Drugs:	0	Speed:	40 MPH Dir: NE	Veh Mnvr/Ped Actn:				4	Obj Strk:					
620	104984810	14.375	12/22/2016 19:01	SIDESWIPE, SAME DIRECTION	\$ 1500	0	0	0	0	1	4	1	1	0	0	
Unit	1 : 32	Alchl/Drugs:	1	Speed:	45 MPH Dir: E	Veh Mnvr/Ped Actn:				5	Obj Strk:					
Unit	2 : 1	Alchl/Drugs:	0	Speed:	45 MPH Dir: E	Veh Mnvr/Ped Actn:				4	Obj Strk:					
621	102972969	14.376	09/23/2010 07:52	REAR END, SLOW OR STOP	\$ 3000	0	0	0	0	1	1	1	3	0	0	
Unit	1 : 2	Alchl/Drugs:	0	Speed:	25 MPH Dir: N	Veh Mnvr/Ped Actn:				4	Obj Strk:					
Unit	2 : 5	Alchl/Drugs:	0	Speed:	0 MPH Dir: N	Veh Mnvr/Ped Actn:				1	Obj Strk:					

**North Carolina Department of Transportation
Traffic Engineering Accident Analysis System
Strip Analysis Report**

Acc No	Crash ID	Milepost	Date	Accident Type	Total Damage	Injuries				Condition			Road		Trfc Ctl	
						F	A	B	C	R	L	W	Ch	Ci	Dv	Op
622	104579614	14.379	12/02/2015 08:10	REAR END, SLOW OR STOP	\$ 3500	0	0	0	0	2	1	2	2	0		
Unit	1 : 4	Alchl/Drgs:	0	Speed:	35 MPH	Dir:	N	Veh Mnvr/Ped Actn:				4	Obj Strk:			
Unit	2 : 4	Alchl/Drgs:	0	Speed:	35 MPH	Dir:	N	Veh Mnvr/Ped Actn:				4	Obj Strk:			
623	104967381	14.382	12/14/2016 07:32	REAR END, SLOW OR STOP	\$ 2000	0	0	0	0	1	1	1	3	0	0	2
Unit	1 : 32	Alchl/Drgs:	7	Speed:	45 MPH	Dir:	E	Veh Mnvr/Ped Actn:				4	Obj Strk:			
Unit	2 : 2	Alchl/Drgs:	0	Speed:	45 MPH	Dir:	E	Veh Mnvr/Ped Actn:				11	Obj Strk:			
Unit	3 : 1	Alchl/Drgs:	0	Speed:	45 MPH	Dir:	E	Veh Mnvr/Ped Actn:				11	Obj Strk:			
624	103239546	14.383	08/24/2011 07:57	REAR END, SLOW OR STOP	\$ 1200	0	0	0	0	1	1	1	3	0	0	
Unit	1 : 1	Alchl/Drgs:	0	Speed:	0 MPH	Dir:	E	Veh Mnvr/Ped Actn:				1	Obj Strk:			
Unit	2 : 4	Alchl/Drgs:	0	Speed:	40 MPH	Dir:	E	Veh Mnvr/Ped Actn:				4	Obj Strk:			
625	105328907	14.383	12/08/2017 08:53	REAR END, SLOW OR STOP	\$ 1700	0	0	0	1	2	1	3		0		
Unit	1 : 1	Alchl/Drgs:	0	Speed:	0 MPH	Dir:	N	Veh Mnvr/Ped Actn:				11	Obj Strk:			
Unit	2 : 1	Alchl/Drgs:	0	Speed:	0 MPH	Dir:	N	Veh Mnvr/Ped Actn:				11	Obj Strk:			
Unit	3 : 1	Alchl/Drgs:	0	Speed:	0 MPH	Dir:	N	Veh Mnvr/Ped Actn:				1	Obj Strk:			
626	104975675	14.390	12/07/2016 17:51	REAR END, SLOW OR STOP	\$ 6000	0	0	0	1	1	4	1	1	0		
Unit	1 : 31	Alchl/Drgs:	0	Speed:	40 MPH	Dir:	W	Veh Mnvr/Ped Actn:				4	Obj Strk:			
Unit	2 : 1	Alchl/Drgs:	0	Speed:	5 MPH	Dir:	W	Veh Mnvr/Ped Actn:				11	Obj Strk:			
627	103844901	14.402	04/30/2013 10:00	REAR END, SLOW OR STOP	\$ 2900	0	0	0	0	1	1	2	3	0		
Unit	1 : 12	Alchl/Drgs:	0	Speed:	35 MPH	Dir:	N	Veh Mnvr/Ped Actn:				4	Obj Strk:		64	
Unit	2 : 10	Alchl/Drgs:	0	Speed:	0 MPH	Dir:	N	Veh Mnvr/Ped Actn:				1	Obj Strk:			
628	104940318	14.404	11/17/2016 06:55	ANIMAL	\$ 1200	0	0	0	0	1	3	1	3	0		2
Unit	1 : 1	Alchl/Drgs:	0	Speed:	40 MPH	Dir:	N	Veh Mnvr/Ped Actn:				4	Obj Strk:		17	
629	103308519	14.406	11/01/2011 07:53	ANIMAL	\$ 1500	0	0	0	0	2	3	1	3	0		2
Unit	1 : 1	Alchl/Drgs:	0	Speed:	40 MPH	Dir:	S	Veh Mnvr/Ped Actn:				4	Obj Strk:		17	
630	105366753	14.406	01/03/2018 20:11	REAR END, SLOW OR STOP	\$ 5000	0	0	1	0	5	5	4	3	0		
Unit	1 : 25	Alchl/Drgs:	0	Speed:	0 MPH	Dir:	N	Veh Mnvr/Ped Actn:				1	Obj Strk:			
Unit	2 : 1	Alchl/Drgs:	0	Speed:	40 MPH	Dir:	N	Veh Mnvr/Ped Actn:				11	Obj Strk:			

**North Carolina Department of Transportation
Traffic Engineering Accident Analysis System
Strip Analysis Report**

Acc No	Crash ID	Milepost	Date	Accident Type	Total Damage	Injuries				Condition			Road		Trfc Ctl	
						F	A	B	C	R	L	W	Ch	Ci	Dv	Op
631	102537816	14.416	02/16/2009 17:29	REAR END, TURN	\$ 1500	0	0	0	0	1	3	1	8	0	1	1
Unit	1 : 1	Alchl/Drgs:	0	Speed:	5 MPH Dir: SE	Veh Mnvr/Ped Actn:				4	Obj Strk:					
Unit	2 : 4	Alchl/Drgs:	0	Speed:	0 MPH Dir: SE	Veh Mnvr/Ped Actn:				1	Obj Strk:					
632	103062772	14.416	12/24/2010 11:28	REAR END, SLOW OR STOP	\$ 4000	0	0	0	0	1	1	1	1	0	0	
Unit	1 : 1	Alchl/Drgs:	0	Speed:	35 MPH Dir: W	Veh Mnvr/Ped Actn:				4	Obj Strk:					
Unit	2 : 1	Alchl/Drgs:	0	Speed:	35 MPH Dir: W	Veh Mnvr/Ped Actn:				4	Obj Strk:					
633	103248160	14.416	08/30/2011 12:51	SIDESWIPE, SAME DIRECTION	\$ 2000	0	0	0	0	1	1	1	1	0	0	
Unit	1 : 2	Alchl/Drgs:	7	Speed:	46 MPH Dir: N	Veh Mnvr/Ped Actn:				5	Obj Strk:					
Unit	2 : 1	Alchl/Drgs:	0	Speed:	45 MPH Dir: NE	Veh Mnvr/Ped Actn:				4	Obj Strk:					
634	104534854	14.416	10/18/2015 12:37	REAR END, SLOW OR STOP	\$ 6500	0	0	0	0	1	1	1	1	0	0	2
Unit	1 : 1	Alchl/Drgs:	0	Speed:	40 MPH Dir: E	Veh Mnvr/Ped Actn:				4	Obj Strk:					
Unit	2 : 1	Alchl/Drgs:	0	Speed:	0 MPH Dir: NE	Veh Mnvr/Ped Actn:				1	Obj Strk:					
635	105319158	14.416	12/04/2017 07:32	REAR END, SLOW OR STOP	\$ 1000	0	0	0	0	1	1	1	3	0		2
Unit	1 : 1	Alchl/Drgs:	0	Speed:	25 MPH Dir: NE	Veh Mnvr/Ped Actn:				11	Obj Strk:					
Unit	2 : 1	Alchl/Drgs:	0	Speed:	0 MPH Dir: SE	Veh Mnvr/Ped Actn:				1	Obj Strk:					
636	105431681	14.416	03/15/2018 17:43	REAR END, SLOW OR STOP	\$ 8000	0	0	0	2	1	1	1	3	0	3	1
Unit	1 : 1	Alchl/Drgs:	0	Speed:	35 MPH Dir: E	Veh Mnvr/Ped Actn:				4	Obj Strk:					
Unit	2 : 1	Alchl/Drgs:	0	Speed:	0 MPH Dir: E	Veh Mnvr/Ped Actn:				1	Obj Strk:					
637	104579613	14.417	12/02/2015 09:29	REAR END, SLOW OR STOP	\$ 4000	0	0	0	1	2	1	2	3	0		2
Unit	1 : 1	Alchl/Drgs:	0	Speed:	35 MPH Dir: N	Veh Mnvr/Ped Actn:				11	Obj Strk:					
Unit	2 : 4	Alchl/Drgs:	0	Speed:	30 MPH Dir: N	Veh Mnvr/Ped Actn:				11	Obj Strk:					
638	105705212	14.417	11/29/2018 07:44	REAR END, SLOW OR STOP	\$ 15500	0	0	0	3	1	1	1	3	0	0	
Unit	1 : 1	Alchl/Drgs:	0	Speed:	0 MPH Dir: N	Veh Mnvr/Ped Actn:				1	Obj Strk:					
Unit	2 : 1	Alchl/Drgs:	0	Speed:	5 MPH Dir: N	Veh Mnvr/Ped Actn:				11	Obj Strk:					
Unit	3 : 1	Alchl/Drgs:	0	Speed:	0 MPH Dir: N	Veh Mnvr/Ped Actn:				1	Obj Strk:					
Unit	4 : 1	Alchl/Drgs:	0	Speed:	40 MPH Dir: N	Veh Mnvr/Ped Actn:				4	Obj Strk:					
639	103856211	14.420	09/06/2013 18:12	REAR END, SLOW OR STOP	\$ 20000	0	0	1	2	1	1	1	3	0	0	3
Unit	1 : 1	Alchl/Drgs:	0	Speed:	15 MPH Dir: NE	Veh Mnvr/Ped Actn:				11	Obj Strk:					
Unit	2 : 1	Alchl/Drgs:	0	Speed:	0 MPH Dir: NE	Veh Mnvr/Ped Actn:				1	Obj Strk:					

**North Carolina Department of Transportation
Traffic Engineering Accident Analysis System
Strip Analysis Report**

Acc No	Crash ID	Milepost	Date	Accident Type	Total Damage	Injuries				Condition			Road		Trfc Ctl			
						F	A	B	C	R	L	W	Ch	Ci	Dv	Op		
Unit	3 : 1	Alchl/Drgs:	0	Speed:	0 MPH	Dir:	NE	Veh Mnvr/Ped Actn:				1	Obj Strk:					
640	103982905	14.420	01/28/2014 23:39	RAN OFF ROAD - RIGHT	\$ 1500			0	0	0	0	5	4	4	3	1	0	
Unit	1 : 1	Alchl/Drgs:	0	Speed:	30 MPH	Dir:	E	Veh Mnvr/Ped Actn:				4	Obj Strk:					
641	102854606	14.426	04/25/2010 14:22	REAR END, SLOW OR STOP	\$ 1700			0	0	0	0	1	1	1	3	0	3	1
Unit	1 : 1	Alchl/Drgs:	0	Speed:	0 MPH	Dir:	N	Veh Mnvr/Ped Actn:				1	Obj Strk:					
Unit	2 : 1	Alchl/Drgs:	0	Speed:	0 MPH	Dir:	N	Veh Mnvr/Ped Actn:				4	Obj Strk:					
642	104698615	14.426	03/21/2016 09:11	REAR END, SLOW OR STOP	\$ 1700			0	0	0	0	1	1	1	3	0	3	1
Unit	1 : 4	Alchl/Drgs:	0	Speed:	35 MPH	Dir:	NE	Veh Mnvr/Ped Actn:				1	Obj Strk:					
Unit	2 : 1	Alchl/Drgs:	0	Speed:	35 MPH	Dir:	NE	Veh Mnvr/Ped Actn:				4	Obj Strk:					
643	104898671	14.426	10/05/2016 07:54	REAR END, SLOW OR STOP	\$ 1250			0	0	0	0	1	3	2	3	0	3	1
Unit	1 : 11	Alchl/Drgs:	0	Speed:	5 MPH	Dir:	N	Veh Mnvr/Ped Actn:				4	Obj Strk:					
Unit	2 : 1	Alchl/Drgs:	0	Speed:	0 MPH	Dir:	N	Veh Mnvr/Ped Actn:				1	Obj Strk:					
644	105491236	14.426	05/22/2018 00:10	MOVABLE OBJECT	\$ 5000			0	0	0	0	2	5	3	1	6	0	1
Unit	1 : 1	Alchl/Drgs:	0	Speed:	45 MPH	Dir:	W	Veh Mnvr/Ped Actn:				4	Obj Strk: 33					
645	105491235	14.426	05/22/2018 00:18	MOVABLE OBJECT	\$ 1500			0	0	0	1	2	5	3	1	2	0	2
Unit	1 : 1	Alchl/Drgs:	0	Speed:	45 MPH	Dir:	W	Veh Mnvr/Ped Actn:				7	Obj Strk: 18					
646	105619506	14.435	09/24/2018 17:26	SIDESWIPE, SAME DIRECTION	\$ 2000			0	0	0	0	1	1	1	1	0		
Unit	1 : 4	Alchl/Drgs:	0	Speed:	20 MPH	Dir:	N	Veh Mnvr/Ped Actn:				5	Obj Strk:					
Unit	2 : 1	Alchl/Drgs:	0	Speed:	35 MPH	Dir:	N	Veh Mnvr/Ped Actn:				4	Obj Strk:					
647	102551146	14.440	03/10/2009 14:26	REAR END, SLOW OR STOP	\$ 9000			0	0	0	0	1	1	1	3	0	0	
Unit	1 : 1	Alchl/Drgs:	0	Speed:	45 MPH	Dir:	S	Veh Mnvr/Ped Actn:				4	Obj Strk:					
Unit	2 : 1	Alchl/Drgs:	0	Speed:	15 MPH	Dir:	S	Veh Mnvr/Ped Actn:				11	Obj Strk:					
648	105487548	14.451	05/09/2018 15:46	REAR END, SLOW OR STOP	\$ 1700			0	0	0	0	1	1	1	7	0	0	2
Unit	1 : 1	Alchl/Drgs:	0	Speed:	20 MPH	Dir:	S	Veh Mnvr/Ped Actn:				4	Obj Strk:					
Unit	2 : 1	Alchl/Drgs:	0	Speed:	0 MPH	Dir:	S	Veh Mnvr/Ped Actn:				11	Obj Strk:					

**North Carolina Department of Transportation
Traffic Engineering Accident Analysis System
Strip Analysis Report**

Acc No	Crash ID	Milepost	Date	Accident Type	Total Damage	Injuries				Condition			Road		Trfc Ctl	
						F	A	B	C	R	L	W	Ch	Ci	Dv	Op
649	103427748	14.456	04/02/2012 08:59	REAR END, SLOW OR STOP	\$ 1800	0	0	0	0	1	1	1	3	0	0	
Unit	1 : 4	Alchl/Drgs:	0	Speed:	0 MPH Dir: S	Veh Mnvr/Ped Actn:				1	Obj Strk:					
Unit	2 : 1	Alchl/Drgs:	0	Speed:	20 MPH Dir: S	Veh Mnvr/Ped Actn:				4	Obj Strk:					
650	104388624	14.468	05/20/2015 12:24	REAR END, SLOW OR STOP	\$ 1000	0	0	0	0	1	1	1	3	0	0	2
Unit	1 : 1	Alchl/Drgs:	7	Speed:	5 MPH Dir: NE	Veh Mnvr/Ped Actn:				11	Obj Strk:					
Unit	2 : 1	Alchl/Drgs:	0	Speed:	0 MPH Dir: NE	Veh Mnvr/Ped Actn:				1	Obj Strk:					
651	104698912	14.476	03/23/2016 08:37	REAR END, SLOW OR STOP	\$ 6900	0	0	0	2	1	1	1	1	0	3	1
Unit	1 : 1	Alchl/Drgs:	0	Speed:	0 MPH Dir: N	Veh Mnvr/Ped Actn:				11	Obj Strk:					
Unit	2 : 1	Alchl/Drgs:	0	Speed:	3 MPH Dir: N	Veh Mnvr/Ped Actn:				11	Obj Strk:					
Unit	3 : 1	Alchl/Drgs:	0	Speed:	40 MPH Dir: N	Veh Mnvr/Ped Actn:				11	Obj Strk:					
652	105098465	14.476	05/04/2017 14:53	SIDESWIPE, SAME DIRECTION	\$ 1000	0	0	0	0	1	1	2	5	0	0	
Unit	1 : 1	Alchl/Drgs:	0	Speed:	30 MPH Dir: S	Veh Mnvr/Ped Actn:				4	Obj Strk:					
Unit	2 : 1	Alchl/Drgs:	0	Speed:	25 MPH Dir: S	Veh Mnvr/Ped Actn:				4	Obj Strk:					
653	104940881	14.493	11/19/2016 18:30	REAR END, SLOW OR STOP	\$ 5800	0	0	0	0	1	4	1	3	0	0	2
Unit	1 : 1	Alchl/Drgs:	0	Speed:	30 MPH Dir: W	Veh Mnvr/Ped Actn:				11	Obj Strk:					
Unit	2 : 1	Alchl/Drgs:	0	Speed:	0 MPH Dir: W	Veh Mnvr/Ped Actn:				1	Obj Strk:					
Unit	3 : 1	Alchl/Drgs:	0	Speed:	0 MPH Dir: W	Veh Mnvr/Ped Actn:				1	Obj Strk:					
654	102675646	14.501	08/22/2009 23:37	SIDESWIPE, SAME DIRECTION	\$ 10000	0	0	1	0	1	4	2	1	0	0	
Unit	1 : 1	Alchl/Drgs:	1	Speed:	45 MPH Dir: N	Veh Mnvr/Ped Actn:				4	Obj Strk:					
Unit	2 : 1	Alchl/Drgs:	0	Speed:	45 MPH Dir: N	Veh Mnvr/Ped Actn:				4	Obj Strk:		33			
655	102781303	14.501	01/07/2010 14:01	REAR END, SLOW OR STOP	\$ 1600	0	0	0	0	1	1	1	3	0	3	1
Unit	1 : 1	Alchl/Drgs:	0	Speed:	45 MPH Dir: N	Veh Mnvr/Ped Actn:				1	Obj Strk:					
Unit	2 : 1	Alchl/Drgs:	0	Speed:	45 MPH Dir: N	Veh Mnvr/Ped Actn:				4	Obj Strk:					
656	103907810	14.501	10/25/2013 08:34	REAR END, SLOW OR STOP	\$ 3500	0	0	0	1	1	1	1	1	0	0	2
Unit	1 : 1	Alchl/Drgs:	0	Speed:	50 MPH Dir: S	Veh Mnvr/Ped Actn:				4	Obj Strk:					
Unit	2 : 1	Alchl/Drgs:	0	Speed:	30 MPH Dir: S	Veh Mnvr/Ped Actn:				4	Obj Strk:					
657	102946306	14.526	08/19/2010 15:29	REAR END, SLOW OR STOP	\$ 2900	0	0	0	0	1	1	1	3	12	3	1
Unit	1 : 1	Alchl/Drgs:	0	Speed:	0 MPH Dir: N	Veh Mnvr/Ped Actn:				1	Obj Strk:					
Unit	2 : 1	Alchl/Drgs:	0	Speed:	0 MPH Dir: N	Veh Mnvr/Ped Actn:				4	Obj Strk:					

**North Carolina Department of Transportation
Traffic Engineering Accident Analysis System
Strip Analysis Report**

Acc No	Crash ID	Milepost	Date	Accident Type	Total Damage	Injuries				Condition			Road		Trfc Ctl	
						F	A	B	C	R	L	W	Ch	Ci	Dv	Op
658	103755209	14.526	05/13/2013 08:28	REAR END, SLOW OR STOP	\$ 1900	0	0	0	0	1	1	1	3	0		2
Unit	1 : 1	Alchl/Drgs:	0	Speed:	2 MPH Dir: NE	Veh Mnvr/Ped Actn:				11	Obj Strk:					
Unit	2 : 1	Alchl/Drgs:	0	Speed:	5 MPH Dir: NE	Veh Mnvr/Ped Actn:				11	Obj Strk:					
Unit	3 : 2	Alchl/Drgs:	0	Speed:	10 MPH Dir: NE	Veh Mnvr/Ped Actn:				11	Obj Strk:					
659	104734720	14.526	04/29/2016 07:41	REAR END, SLOW OR STOP	\$ 1100	0	0	0	2	2	1	2	3	0	3	1
Unit	1 : 1	Alchl/Drgs:	0	Speed:	25 MPH Dir: E	Veh Mnvr/Ped Actn:				4	Obj Strk:					
Unit	2 : 1	Alchl/Drgs:	0	Speed:	0 MPH Dir: E	Veh Mnvr/Ped Actn:				1	Obj Strk:					
660	105647291	14.534	10/05/2018 15:33	REAR END, SLOW OR STOP	\$ 1500	0	0	0	0	1	1	1	3	0		
Unit	1 : 1	Alchl/Drgs:	0	Speed:	0 MPH Dir: E	Veh Mnvr/Ped Actn:				1	Obj Strk:					
Unit	2 : 1	Alchl/Drgs:	0	Speed:	25 MPH Dir: E	Veh Mnvr/Ped Actn:				4	Obj Strk:					
661	104941386	14.536	11/19/2016 18:34	REAR END, SLOW OR STOP	\$ 2500	0	0	0	0	1	4	1	1	0		2
Unit	1 : 1	Alchl/Drgs:	0	Speed:	10 MPH Dir: N	Veh Mnvr/Ped Actn:				5	Obj Strk:					
Unit	2 : 1	Alchl/Drgs:	0	Speed:	0 MPH Dir: N	Veh Mnvr/Ped Actn:				1	Obj Strk:					
Unit	3 : 32	Alchl/Drgs:	7	Speed:	5 MPH Dir: N	Veh Mnvr/Ped Actn:				11	Obj Strk:					
662	103461207	14.543	05/23/2012 02:50	RAN OFF ROAD - RIGHT	\$ 2000	0	0	0	0	2	5	3	3	0	0	
Unit	1 : 1	Alchl/Drgs:	0	Speed:	45 MPH Dir: N	Veh Mnvr/Ped Actn:				4	Obj Strk:		42			
663	104892401	14.556	09/30/2016 17:34	REAR END, SLOW OR STOP	\$ 2250	0	0	0	0	1	1	1	3	0	3	1
Unit	1 : 1	Alchl/Drgs:	0	Speed:	0 MPH Dir: N	Veh Mnvr/Ped Actn:				1	Obj Strk:					
Unit	2 : 1	Alchl/Drgs:	0	Speed:	15 MPH Dir: N	Veh Mnvr/Ped Actn:				11	Obj Strk:					
664	105672876	14.557	10/26/2018 18:45	REAR END, SLOW OR STOP	\$ 7000	0	0	0	0	2	5	3	1	0	0	
Unit	1 : 1	Alchl/Drgs:	0	Speed:	45 MPH Dir: N	Veh Mnvr/Ped Actn:				4	Obj Strk:					
Unit	2 : 4	Alchl/Drgs:	0	Speed:	0 MPH Dir: N	Veh Mnvr/Ped Actn:				11	Obj Strk:					
665	105030084	14.566	02/21/2017 18:30	SIDESWIPE, SAME DIRECTION	\$ 1000	0	0	0	0	1	1	1	3	0	0	
Unit	1 : 1	Alchl/Drgs:	0	Speed:	25 MPH Dir: SW	Veh Mnvr/Ped Actn:				4	Obj Strk:					
Unit	2 : 1	Alchl/Drgs:	0	Speed:	25 MPH Dir: SW	Veh Mnvr/Ped Actn:				4	Obj Strk:					
666	104355650	14.576	03/16/2015 09:20	REAR END, SLOW OR STOP	\$ 10500	0	0	0	1	1	1	1	3	0		1
Unit	1 : 1	Alchl/Drgs:	0	Speed:	25 MPH Dir: E	Veh Mnvr/Ped Actn:				4	Obj Strk:					
Unit	2 : 3	Alchl/Drgs:	0	Speed:	5 MPH Dir: NE	Veh Mnvr/Ped Actn:				11	Obj Strk:					

**North Carolina Department of Transportation
Traffic Engineering Accident Analysis System
Strip Analysis Report**

Acc No	Crash ID	Milepost	Date	Accident Type	Total Damage	Injuries				Condition			Road		Trfc Ctl	
						F	A	B	C	R	L	W	Ch	Ci	Dv	Op
667	105250529	14.576	10/04/2017 13:37	REAR END, SLOW OR STOP	\$ 3400	0	0	0	1	1	1	1	3	0	0	
Unit	1 : 1	Alchl/Drugs:	0	Speed:	0 MPH Dir: N	Veh Mnvr/Ped Actn:				1	Obj Strk:					
Unit	2 : 1	Alchl/Drugs:	0	Speed:	30 MPH Dir: N	Veh Mnvr/Ped Actn:				4	Obj Strk:					
668	105485958	14.576	05/16/2018 09:54	REAR END, SLOW OR STOP	\$ 2200	0	0	0	1	2	1	3	3	0	3	1
Unit	1 : 4	Alchl/Drugs:	0	Speed:	0 MPH Dir: N	Veh Mnvr/Ped Actn:				1	Obj Strk:					
Unit	2 : 1	Alchl/Drugs:	0	Speed:	20 MPH Dir: N	Veh Mnvr/Ped Actn:				11	Obj Strk:					
669	103665906	14.577	01/09/2013 17:22	REAR END, SLOW OR STOP	\$ 6350	0	0	0	0	1	1	2	3	0	0	
Unit	1 : 1	Alchl/Drugs:	0	Speed:	0 MPH Dir: E	Veh Mnvr/Ped Actn:				1	Obj Strk:					
Unit	2 : 1	Alchl/Drugs:	0	Speed:	40 MPH Dir: E	Veh Mnvr/Ped Actn:				4	Obj Strk:					
670	102705775	14.581	10/14/2009 17:47	REAR END, SLOW OR STOP	\$ 2000	0	0	0	1	2	1	2	1	0	0	2
Unit	1 : 1	Alchl/Drugs:	0	Speed:	7 MPH Dir: S	Veh Mnvr/Ped Actn:				4	Obj Strk:					
Unit	2 : 1	Alchl/Drugs:	0	Speed:	0 MPH Dir: S	Veh Mnvr/Ped Actn:				4	Obj Strk:					
671	103974252	14.591	12/18/2013 18:47	REAR END, SLOW OR STOP	\$ 7000	0	0	0	0	1	5	1	3	0	0	3
Unit	1 : 4	Alchl/Drugs:	0	Speed:	20 MPH Dir: NE	Veh Mnvr/Ped Actn:				11	Obj Strk:					
Unit	2 : 2	Alchl/Drugs:	0	Speed:	0 MPH Dir: NE	Veh Mnvr/Ped Actn:				1	Obj Strk:					
672	104420314	14.597	06/23/2015 15:47	REAR END, SLOW OR STOP	\$ 1600	0	0	0	1	1	1	1	3	0		
Unit	1 : 1	Alchl/Drugs:	0	Speed:	0 MPH Dir: E	Veh Mnvr/Ped Actn:				1	Obj Strk:					
Unit	2 : 1	Alchl/Drugs:	0	Speed:	15 MPH Dir: E	Veh Mnvr/Ped Actn:				4	Obj Strk:					
673	102869198	14.610	05/03/2010 08:15	REAR END, SLOW OR STOP	\$ 2500	0	0	0	0	1	1	2	3	0		
Unit	1 : 4	Alchl/Drugs:	0	Speed:	0 MPH Dir: NE	Veh Mnvr/Ped Actn:				1	Obj Strk:					
Unit	2 : 1	Alchl/Drugs:	0	Speed:	20 MPH Dir: NE	Veh Mnvr/Ped Actn:				4	Obj Strk:					
674	105383101	14.616	02/02/2018 15:16	REAR END, SLOW OR STOP	\$ 2500	0	0	0	0	1	1	1		0		
Unit	1 : 4	Alchl/Drugs:	0	Speed:	0 MPH Dir: E	Veh Mnvr/Ped Actn:				11	Obj Strk:					
Unit	2 : 1	Alchl/Drugs:	0	Speed:	0 MPH Dir: E	Veh Mnvr/Ped Actn:				11	Obj Strk:					
675	103714984	14.619	03/18/2013 16:33	REAR END, SLOW OR STOP	\$ 3000	0	0	0	1	2	1	2	1	0	3	1
Unit	1 : 1	Alchl/Drugs:	0	Speed:	10 MPH Dir: N	Veh Mnvr/Ped Actn:				5	Obj Strk:					
Unit	2 : 1	Alchl/Drugs:	0	Speed:	0 MPH Dir: N	Veh Mnvr/Ped Actn:				1	Obj Strk:					

**North Carolina Department of Transportation
Traffic Engineering Accident Analysis System
Strip Analysis Report**

Acc No	Crash ID	Milepost	Date	Accident Type	Total Damage	Injuries				Condition			Road		Trfc Ctl	
						F	A	B	C	R	L	W	Ch	Ci	Dv	Op
676	104336106	14.619	01/12/2015 18:23	REAR END, SLOW OR STOP	\$ 5200	0	0	0	0	2	4	3	1	0	0	2
Unit	1 : 1	Alchl/Drgs:	0	Speed: 25 MPH Dir: N		Veh Mnvr/Ped Actn:				4	Obj Strk:					
Unit	2 : 1	Alchl/Drgs:	0	Speed: 0 MPH Dir: N		Veh Mnvr/Ped Actn:				1	Obj Strk:					
Unit	3 : 1	Alchl/Drgs:	0	Speed: 0 MPH Dir: N		Veh Mnvr/Ped Actn:				1	Obj Strk:					
Unit	4 : 1	Alchl/Drgs:	0	Speed: 0 MPH Dir: N		Veh Mnvr/Ped Actn:				1	Obj Strk:					

677	104868512	14.619	09/02/2016 22:47	SIDESWIPE, SAME DIRECTION	\$ 2500	0	0	0	0	2	4	3	2	0		2
Unit	1 : 4	Alchl/Drgs:	0	Speed: 45 MPH Dir: SW		Veh Mnvr/Ped Actn:				4	Obj Strk:					
Unit	2 : 1	Alchl/Drgs:	0	Speed: 45 MPH Dir: SW		Veh Mnvr/Ped Actn:				4	Obj Strk:					

678	102759022	14.626	12/08/2009 08:11	REAR END, SLOW OR STOP	\$ 5000	0	0	0	0	1	1	1	3	0		
Unit	1 : 1	Alchl/Drgs:	0	Speed: 30 MPH Dir: N		Veh Mnvr/Ped Actn:				4	Obj Strk:					
Unit	2 : 4	Alchl/Drgs:	0	Speed: 0 MPH Dir: N		Veh Mnvr/Ped Actn:				1	Obj Strk:					

679	103704028	14.626	02/21/2013 12:22	REAR END, SLOW OR STOP	\$ 1100	0	0	0	0	1	1	1	1	0	0	
Unit	1 : 4	Alchl/Drgs:	7	Speed: 15 MPH Dir: N		Veh Mnvr/Ped Actn:				4	Obj Strk:					
Unit	2 : 1	Alchl/Drgs:	0	Speed: 0 MPH Dir: N		Veh Mnvr/Ped Actn:				1	Obj Strk:					

680	104969622	14.632	12/14/2016 17:31	REAR END, SLOW OR STOP	\$ 5000	0	0	0	0	1	2	2	3	0		2
Unit	1 : 4	Alchl/Drgs:	0	Speed: 35 MPH Dir: SW		Veh Mnvr/Ped Actn:				4	Obj Strk:					
Unit	2 : 4	Alchl/Drgs:	0	Speed: 45 MPH Dir: SW		Veh Mnvr/Ped Actn:				4	Obj Strk:					
Unit	3 : 1	Alchl/Drgs:	0	Speed: 30 MPH Dir: SW		Veh Mnvr/Ped Actn:				4	Obj Strk:					

681	104741321	14.635	04/18/2016 15:56	REAR END, SLOW OR STOP	\$ 2300	0	0	0	0	1	1	1	3	0	3	1
Unit	1 : 1	Alchl/Drgs:	0	Speed: 40 MPH Dir: E		Veh Mnvr/Ped Actn:				1	Obj Strk:					
Unit	2 : 3	Alchl/Drgs:	0	Speed: 40 MPH Dir: E		Veh Mnvr/Ped Actn:				1	Obj Strk:					
Unit	3 : 1	Alchl/Drgs:	0	Speed: 40 MPH Dir: E		Veh Mnvr/Ped Actn:				4	Obj Strk:					

682	105472973	14.635	05/02/2018 15:58	REAR END, SLOW OR STOP	\$ 2000	0	0	0	0	1	1	1	3	0	3	1
Unit	1 : 4	Alchl/Drgs:	0	Speed: 45 MPH Dir: NE		Veh Mnvr/Ped Actn:				1	Obj Strk:					
Unit	2 : 1	Alchl/Drgs:	7	Speed: 45 MPH Dir: NE		Veh Mnvr/Ped Actn:				4	Obj Strk:					

683	102595111	14.638	05/10/2009 15:34	SIDESWIPE, SAME DIRECTION	\$ 1000	0	0	0	0	1	1	1	3	0	0	
Unit	1 : 2	Alchl/Drgs:	0	Speed: 25 MPH Dir: E		Veh Mnvr/Ped Actn:				4	Obj Strk:					
Unit	2 : 1	Alchl/Drgs:	0	Speed: 25 MPH Dir: E		Veh Mnvr/Ped Actn:				5	Obj Strk:					

**North Carolina Department of Transportation
Traffic Engineering Accident Analysis System
Strip Analysis Report**

Acc No	Crash ID	Milepost	Date	Accident Type	Total Damage	Injuries				Condition			Road		Trfc Ctl	
						F	A	B	C	R	L	W	Ch	Ci	Dv	Op
684	103446916	14.638	05/03/2012 14:55	REAR END, SLOW OR STOP	\$ 2500	0	0	0	0	1	1	1	4	0	3	1
Unit	1 : 4	Alchl/Drgs:	0	Speed:	0 MPH Dir: S	Veh Mnvr/Ped Actn:				1	Obj Strk:					
Unit	2 : 1	Alchl/Drgs:	0	Speed:	0 MPH Dir: S	Veh Mnvr/Ped Actn:				11	Obj Strk:					
685	105236009	14.642	09/22/2017 18:21	SIDESWIPE, SAME DIRECTION	\$ 3000	0	0	0	0	1	1	1	1	0		
Unit	1 : 1	Alchl/Drgs:	0	Speed:	45 MPH Dir: SW	Veh Mnvr/Ped Actn:				4	Obj Strk:					
Unit	2 : 1	Alchl/Drgs:	0	Speed:	45 MPH Dir: SW	Veh Mnvr/Ped Actn:				4	Obj Strk:					
686	105698292	14.642	11/17/2018 14:05	REAR END, SLOW OR STOP	\$ 2500	0	0	1	0	1	1	1	3	0	3	1
Unit	1 : 3	Alchl/Drgs:	0	Speed:	45 MPH Dir: NE	Veh Mnvr/Ped Actn:				1	Obj Strk:					
Unit	2 : 20	Alchl/Drgs:	7	Speed:	45 MPH Dir: NE	Veh Mnvr/Ped Actn:				4	Obj Strk:					
687	105023155	14.643	01/07/2017 12:55	RAN OFF ROAD - RIGHT	\$ 1000	0	0	0	0	6	1	4	4	0	3	1
Unit	1 : 4	Alchl/Drgs:	0	Speed:	25 MPH Dir: N	Veh Mnvr/Ped Actn:				4	Obj Strk:		64			
688	103077806	14.648	01/15/2011 15:04	ANIMAL	\$ 1800	0	0	0	0	1	1	1	3	0	0	
Unit	1 : 1	Alchl/Drgs:	0	Speed:	35 MPH Dir: SW	Veh Mnvr/Ped Actn:				4	Obj Strk:		17			
689	103251310	14.648	09/08/2011 14:29	SIDESWIPE, SAME DIRECTION	\$ 8000	0	0	0	1	1	1	1	3	0	3	1
Unit	1 : 10	Alchl/Drgs:	0	Speed:	0 MPH Dir: NE	Veh Mnvr/Ped Actn:				5	Obj Strk:					
Unit	2 : 1	Alchl/Drgs:	0	Speed:	0 MPH Dir: NE	Veh Mnvr/Ped Actn:				4	Obj Strk:		33			
690	103886154	14.648	10/15/2013 21:00	REAR END, SLOW OR STOP	\$ 9000	0	0	0	0	1	4	1	1	0		
Unit	1 : 4	Alchl/Drgs:	0	Speed:	25 MPH Dir: N	Veh Mnvr/Ped Actn:				4	Obj Strk:					
Unit	2 : 1	Alchl/Drgs:	0	Speed:	5 MPH Dir: N	Veh Mnvr/Ped Actn:				14	Obj Strk:					
691	104499405	14.651	09/22/2015 15:25	REAR END, SLOW OR STOP	\$ 5000	0	0	0	0	1	1	1	7	0	2	1
Unit	1 : 1	Alchl/Drgs:	0	Speed:	40 MPH Dir: W	Veh Mnvr/Ped Actn:				1	Obj Strk:					
Unit	2 : 1	Alchl/Drgs:	0	Speed:	40 MPH Dir: W	Veh Mnvr/Ped Actn:				4	Obj Strk:					
692	103997579	14.653	01/27/2014 19:55	REAR END, SLOW OR STOP	\$ 7500	0	0	0	0	1	4	1	3	0	0	
Unit	1 : 4	Alchl/Drgs:	0	Speed:	45 MPH Dir: W	Veh Mnvr/Ped Actn:				4	Obj Strk:					
Unit	2 : 1	Alchl/Drgs:	0	Speed:	20 MPH Dir: W	Veh Mnvr/Ped Actn:				11	Obj Strk:					
693	104513847	14.654	10/05/2015 14:57	REAR END, SLOW OR STOP	\$ 1400	0	0	0	0	1	1	2	7	0	3	1
Unit	1 : 2	Alchl/Drgs:	0	Speed:	20 MPH Dir: N	Veh Mnvr/Ped Actn:				11	Obj Strk:					

**North Carolina Department of Transportation
Traffic Engineering Accident Analysis System
Strip Analysis Report**

Acc No	Crash ID	Milepost	Date	Accident Type	Total Damage	Injuries				Condition			Road		Trfc Ctl	
						F	A	B	C	R	L	W	Ch	Ci	Dv	Op
Unit	2 : 1	Alchl/Drgs:	0	Speed:	5 MPH	Dir:	N	Veh Mnvr/Ped Actn:				11	Obj Strk:			
694	104356981	14.655	02/03/2015 12:33	REAR END, SLOW OR STOP	\$ 6000	0	0	0	0	1	1	1	3	0	3	1
Unit	1 : 2	Alchl/Drgs:	0	Speed:	45 MPH	Dir:	E	Veh Mnvr/Ped Actn:				1	Obj Strk:			
Unit	2 : 4	Alchl/Drgs:	0	Speed:	45 MPH	Dir:	E	Veh Mnvr/Ped Actn:				4	Obj Strk:			
695	103326364	14.656	11/20/2011 13:06	REAR END, SLOW OR STOP	\$ 1500	0	0	0	0	1	1	1	1	0	3	1
Unit	1 : 1	Alchl/Drgs:	0	Speed:	0 MPH	Dir:	N	Veh Mnvr/Ped Actn:				1	Obj Strk:			
Unit	2 : 2	Alchl/Drgs:	0	Speed:	30 MPH	Dir:	N	Veh Mnvr/Ped Actn:				4	Obj Strk:			
696	102510286	14.657	01/07/2009 17:51	REAR END, SLOW OR STOP	\$ 2000	0	0	0	0	2	4	3	3	0	3	1
Unit	1 : 1	Alchl/Drgs:	0	Speed:	0 MPH	Dir:	N	Veh Mnvr/Ped Actn:				1	Obj Strk:			
Unit	2 : 1	Alchl/Drgs:	0	Speed:	15 MPH	Dir:	N	Veh Mnvr/Ped Actn:				5	Obj Strk:			
697	102805039	14.657	02/12/2010 08:29	REAR END, SLOW OR STOP	\$ 0	0	0	0	1	1	1	2	3	0	3	1
Unit	1 : 1	Alchl/Drgs:	0	Speed:	0 MPH	Dir:	NE	Veh Mnvr/Ped Actn:				1	Obj Strk:			
Unit	2 : 1	Alchl/Drgs:	0	Speed:	15 MPH	Dir:	NE	Veh Mnvr/Ped Actn:				4	Obj Strk:			
698	102932874	14.657	07/30/2010 15:21	SIDESWIPE, SAME DIRECTION	\$ 1750	0	0	0	0	1	1	1	1	0	3	1
Unit	1 : 1	Alchl/Drgs:	0	Speed:	20 MPH	Dir:	N	Veh Mnvr/Ped Actn:				5	Obj Strk:			
Unit	2 : 1	Alchl/Drgs:	0	Speed:	20 MPH	Dir:	N	Veh Mnvr/Ped Actn:				4	Obj Strk:			
699	103250114	14.657	09/06/2011 09:20	REAR END, SLOW OR STOP	\$ 11600	0	0	0	1	2	1	3	1	0		
Unit	1 : 4	Alchl/Drgs:	0	Speed:	30 MPH	Dir:	N	Veh Mnvr/Ped Actn:				4	Obj Strk:			
Unit	2 : 1	Alchl/Drgs:	0	Speed:	15 MPH	Dir:	N	Veh Mnvr/Ped Actn:				11	Obj Strk:			
700	103746219	14.657	05/01/2013 12:16	REAR END, SLOW OR STOP	\$ 6000	0	0	0	2	1	1	2	3	0	0	
Unit	1 : 5	Alchl/Drgs:	0	Speed:	45 MPH	Dir:	N	Veh Mnvr/Ped Actn:				4	Obj Strk:			
Unit	2 : 5	Alchl/Drgs:	0	Speed:	15 MPH	Dir:	N	Veh Mnvr/Ped Actn:				5	Obj Strk:			
701	103751446	14.657	05/09/2013 16:57	REAR END, SLOW OR STOP	\$ 2600	0	0	0	0	1	7	1	1	0		
Unit	1 : 1	Alchl/Drgs:	0	Speed:	45 MPH	Dir:	N	Veh Mnvr/Ped Actn:				4	Obj Strk:			
Unit	2 : 1	Alchl/Drgs:	0	Speed:	0 MPH	Dir:	N	Veh Mnvr/Ped Actn:				11	Obj Strk:			
702	103801169	14.657	06/26/2013 08:10	REAR END, SLOW OR STOP	\$ 1450	0	0	0	1	1	1	1	3	0	3	1
Unit	1 : 1	Alchl/Drgs:	0	Speed:	0 MPH	Dir:	E	Veh Mnvr/Ped Actn:				1	Obj Strk:			
Unit	2 : 1	Alchl/Drgs:	0	Speed:	0 MPH	Dir:	E	Veh Mnvr/Ped Actn:				1	Obj Strk:			

**North Carolina Department of Transportation
Traffic Engineering Accident Analysis System
Strip Analysis Report**

Acc No	Crash ID	Milepost	Date	Accident Type	Total Damage	Injuries				Condition			Road		Trfc Ctl	
						F	A	B	C	R	L	W	Ch	Ci	Dv	Op
703	105359892	14.657	01/04/2018 08:00	REAR END, SLOW OR STOP	\$ 1900	0	0	0	0	5	1	1	4	0	3	1
Unit	1 : 2	Alchl/Drugs:	0	Speed:	25 MPH	Dir:	E	Veh Mnvr/Ped Actn:		1	Obj Strk:					
Unit	2 : 2	Alchl/Drugs:	0	Speed:	25 MPH	Dir:	E	Veh Mnvr/Ped Actn:		5	Obj Strk:					
704	104628344	14.660	01/13/2016 10:29	REAR END, SLOW OR STOP	\$ 4000	0	0	0	0	1	1	1	1	0	3	1
Unit	1 : 2	Alchl/Drugs:	0	Speed:	0 MPH	Dir:	N	Veh Mnvr/Ped Actn:		1	Obj Strk:					
Unit	2 : 1	Alchl/Drugs:	0	Speed:	25 MPH	Dir:	N	Veh Mnvr/Ped Actn:		11	Obj Strk:					
705	105593598	14.660	08/16/2018 16:09	REAR END, SLOW OR STOP	\$ 2000	0	0	0	0	1	1	1	3	0	3	1
Unit	1 : 4	Alchl/Drugs:	0	Speed:	45 MPH	Dir:	E	Veh Mnvr/Ped Actn:		1	Obj Strk:					
Unit	2 : 1	Alchl/Drugs:	0	Speed:	45 MPH	Dir:	E	Veh Mnvr/Ped Actn:		1	Obj Strk:					
706	104662181	14.661	01/31/2016 14:24	REAR END, SLOW OR STOP	\$ 2550	0	0	0	0	1	1	1	4	0	3	1
Unit	1 : 4	Alchl/Drugs:	0	Speed:	0 MPH	Dir:	E	Veh Mnvr/Ped Actn:		1	Obj Strk:					
Unit	2 : 1	Alchl/Drugs:	0	Speed:	25 MPH	Dir:	E	Veh Mnvr/Ped Actn:		4	Obj Strk:					
707	103219010	14.662	07/24/2011 08:19	REAR END, SLOW OR STOP	\$ 2000	0	0	0	0	1	1	2	3	0	3	1
Unit	1 : 1	Alchl/Drugs:	0	Speed:	0 MPH	Dir:	E	Veh Mnvr/Ped Actn:		1	Obj Strk:					
Unit	2 : 1	Alchl/Drugs:	0	Speed:	25 MPH	Dir:	E	Veh Mnvr/Ped Actn:		4	Obj Strk:					
708	103462732	14.662	05/27/2012 13:56	REAR END, SLOW OR STOP	\$ 7150	0	0	0	0	1	1	2	3	0	3	1
Unit	1 : 1	Alchl/Drugs:	0	Speed:	20 MPH	Dir:	NE	Veh Mnvr/Ped Actn:		11	Obj Strk:					
Unit	2 : 2	Alchl/Drugs:	0	Speed:	45 MPH	Dir:	NE	Veh Mnvr/Ped Actn:		4	Obj Strk:					
709	103665914	14.662	01/09/2013 10:42	REAR END, SLOW OR STOP	\$ 1600	0	0	0	0	1	1	1	3	0	3	1
Unit	1 : 1	Alchl/Drugs:	0	Speed:	35 MPH	Dir:	N	Veh Mnvr/Ped Actn:		11	Obj Strk:					
Unit	2 : 1	Alchl/Drugs:	0	Speed:	0 MPH	Dir:	N	Veh Mnvr/Ped Actn:		1	Obj Strk:					
710	105258397	14.662	10/06/2017 08:07	REAR END, SLOW OR STOP	\$ 9200	0	0	0	0	1	1	1	4	0	3	1
Unit	1 : 11	Alchl/Drugs:	0	Speed:	45 MPH	Dir:	NE	Veh Mnvr/Ped Actn:		4	Obj Strk:					
Unit	2 : 2	Alchl/Drugs:	0	Speed:	45 MPH	Dir:	NE	Veh Mnvr/Ped Actn:		1	Obj Strk:					
Unit	3 : 1	Alchl/Drugs:	0	Speed:	45 MPH	Dir:	NE	Veh Mnvr/Ped Actn:		1	Obj Strk:					
711	105565011	14.662	08/01/2018 10:23	REAR END, SLOW OR STOP	\$ 9000	0	0	0	0	1	1	2	4	0	3	1
Unit	1 : 1	Alchl/Drugs:	0	Speed:	45 MPH	Dir:	E	Veh Mnvr/Ped Actn:		1	Obj Strk:					
Unit	2 : 1	Alchl/Drugs:	0	Speed:	45 MPH	Dir:	E	Veh Mnvr/Ped Actn:		4	Obj Strk:					

**North Carolina Department of Transportation
Traffic Engineering Accident Analysis System
Strip Analysis Report**

Acc No	Crash ID	Milepost	Date	Accident Type	Total Damage	Injuries				Condition			Road		Trfc Ctl	
						F	A	B	C	R	L	W	Ch	Ci	Dv	Op
712	104975672	14.663	12/07/2016 16:28	REAR END, SLOW OR STOP	\$ 3000	0	0	0	0	1	1	1	1	0	3	1
Unit	1 : 2	Alchl/Drugs:	0	Speed:	10 MPH Dir: NE	Veh Mnvr/Ped Actn:		11	Obj Strk:							
Unit	2 : 4	Alchl/Drugs:	0	Speed:	0 MPH Dir: NE	Veh Mnvr/Ped Actn:		1	Obj Strk:							
713	105101964	14.663	05/09/2017 13:32	REAR END, SLOW OR STOP	\$ 4400	0	0	0	0	2	1	2	1	0	3	1
Unit	1 : 1	Alchl/Drugs:	0	Speed:	20 MPH Dir: N	Veh Mnvr/Ped Actn:		11	Obj Strk:							
Unit	2 : 1	Alchl/Drugs:	0	Speed:	25 MPH Dir: N	Veh Mnvr/Ped Actn:		11	Obj Strk:							
714	105256426	14.664	10/14/2017 13:04	REAR END, SLOW OR STOP	\$ 8000	0	0	0	3	1	1	1		0		
Unit	1 : 4	Alchl/Drugs:	0	Speed:	0 MPH Dir: N	Veh Mnvr/Ped Actn:		1	Obj Strk:							
Unit	2 : 1	Alchl/Drugs:	0	Speed:	0 MPH Dir: N	Veh Mnvr/Ped Actn:		1	Obj Strk:							
Unit	3 : 1	Alchl/Drugs:	0	Speed:	0 MPH Dir: N	Veh Mnvr/Ped Actn:		11	Obj Strk:							
715	105674197	14.665	11/04/2018 11:19	REAR END, SLOW OR STOP	\$ 7150	0	0	0	1	1	1	1	3	0	3	1
Unit	1 : 3	Alchl/Drugs:	0	Speed:	0 MPH Dir: E	Veh Mnvr/Ped Actn:		1	Obj Strk:							
Unit	2 : 1	Alchl/Drugs:	0	Speed:	45 MPH Dir: E	Veh Mnvr/Ped Actn:		4	Obj Strk:							
716	105064908	14.666	04/06/2017 15:51	REAR END, SLOW OR STOP	\$ 3000	0	0	0	1	2	1	2	1	0	3	1
Unit	1 : 1	Alchl/Drugs:	0	Speed:	0 MPH Dir: N	Veh Mnvr/Ped Actn:		11	Obj Strk:							
Unit	2 : 4	Alchl/Drugs:	0	Speed:	40 MPH Dir: N	Veh Mnvr/Ped Actn:		4	Obj Strk:							
717	103471819	14.666	06/05/2012 07:49	REAR END, SLOW OR STOP	\$ 2200	0	0	0	0	1	1	2	3	0	3	1
Unit	1 : 4	Alchl/Drugs:	0	Speed:	0 MPH Dir: N	Veh Mnvr/Ped Actn:		11	Obj Strk:							
Unit	2 : 1	Alchl/Drugs:	0	Speed:	45 MPH Dir: N	Veh Mnvr/Ped Actn:		4	Obj Strk:							
718	104392992	14.666	05/10/2014 17:18	SIDESWIPE, SAME DIRECTION	\$ 2300	0	0	0	0	1	1	1	3	0		2
Unit	1 : 4	Alchl/Drugs:	0	Speed:	35 MPH Dir: W	Veh Mnvr/Ped Actn:		4	Obj Strk:							
Unit	2 : 1	Alchl/Drugs:	3	Speed:	25 MPH Dir: S	Veh Mnvr/Ped Actn:		5	Obj Strk:							
719	104531426	14.666	10/09/2015 09:28	REAR END, SLOW OR STOP	\$ 3000	0	0	0	0	1	1	1	4	0		2
Unit	1 : 1	Alchl/Drugs:	0	Speed:	0 MPH Dir: N	Veh Mnvr/Ped Actn:		1	Obj Strk:							
Unit	2 : 1	Alchl/Drugs:	0	Speed:	0 MPH Dir: N	Veh Mnvr/Ped Actn:		1	Obj Strk:							
Unit	3 : 1	Alchl/Drugs:	0	Speed:	10 MPH Dir: N	Veh Mnvr/Ped Actn:		11	Obj Strk:							
720	105320379	14.666	12/06/2017 14:29	REAR END, SLOW OR STOP	\$ 750	0	0	0	1	1	1	1		0		
Unit	1 : 4	Alchl/Drugs:	0	Speed:	0 MPH Dir: S	Veh Mnvr/Ped Actn:		5	Obj Strk:							

**North Carolina Department of Transportation
Traffic Engineering Accident Analysis System
Strip Analysis Report**

Acc No	Crash ID	Milepost	Date	Accident Type	Total Damage	Injuries				Condition			Road		Trfc Ctl	
						F	A	B	C	R	L	W	Ch	Ci	Dv	Op
Unit	2 : 1	Alchl/Drugs:	0	Speed:	0 MPH Dir: S	Veh Mnvr/Ped Actn:				1	Obj Strk:					
721	105556807	14.666	07/19/2018 09:14	REAR END, SLOW OR STOP	\$ 2700	0	0	0	0	1	1	1	1	0	3	1
Unit	1 : 1	Alchl/Drugs:	0	Speed:	30 MPH Dir: NE	Veh Mnvr/Ped Actn:				4	Obj Strk:					
Unit	2 : 1	Alchl/Drugs:	0	Speed:	25 MPH Dir: NE	Veh Mnvr/Ped Actn:				4	Obj Strk:					
722	103179185	14.667	05/28/2011 15:30	REAR END, SLOW OR STOP	\$ 11500	0	0	0	0	1	1	1	3	0	3	1
Unit	1 : 3	Alchl/Drugs:	0	Speed:	0 MPH Dir: N	Veh Mnvr/Ped Actn:				11	Obj Strk:					
Unit	2 : 1	Alchl/Drugs:	0	Speed:	0 MPH Dir: N	Veh Mnvr/Ped Actn:				4	Obj Strk:					
723	103217114	14.667	07/22/2011 16:00	REAR END, SLOW OR STOP	\$ 9500	0	0	0	1	1	1	1	3	0	3	1
Unit	1 : 1	Alchl/Drugs:	0	Speed:	0 MPH Dir: NE	Veh Mnvr/Ped Actn:				1	Obj Strk:					
Unit	2 : 2	Alchl/Drugs:	0	Speed:	35 MPH Dir: NE	Veh Mnvr/Ped Actn:				4	Obj Strk:					
724	103489752	14.667	06/22/2012 19:44	REAR END, SLOW OR STOP	\$ 2000	0	0	0	0	2	1	3	3	0		
Unit	1 : 1	Alchl/Drugs:	0	Speed:	35 MPH Dir: S	Veh Mnvr/Ped Actn:				4	Obj Strk:					
Unit	2 : 32	Alchl/Drugs:	7	Speed:	45 MPH Dir: S	Veh Mnvr/Ped Actn:				4	Obj Strk:					
725	105170322	14.667	07/20/2017 16:23	REAR END, SLOW OR STOP	\$ 9300	0	0	0	0	1	1	1	3	0	3	1
Unit	1 : 4	Alchl/Drugs:	0	Speed:	0 MPH Dir: E	Veh Mnvr/Ped Actn:				1	Obj Strk:					
Unit	2 : 2	Alchl/Drugs:	0	Speed:	30 MPH Dir: E	Veh Mnvr/Ped Actn:				4	Obj Strk:					
726	103853599	14.670	09/06/2013 17:31	REAR END, SLOW OR STOP	\$ 1050	0	0	0	0	1	1	1	1	0	0	
Unit	1 : 1	Alchl/Drugs:	0	Speed:	15 MPH Dir: NE	Veh Mnvr/Ped Actn:				1	Obj Strk:					
Unit	2 : 4	Alchl/Drugs:	0	Speed:	0 MPH Dir: NE	Veh Mnvr/Ped Actn:				1	Obj Strk:					
727	105487546	14.670	05/07/2018 16:23	REAR END, SLOW OR STOP	\$ 2000	0	0	0	0	1	1	1	3	0	3	1
Unit	1 : 4	Alchl/Drugs:	0	Speed:	35 MPH Dir: N	Veh Mnvr/Ped Actn:				11	Obj Strk:					
Unit	2 : 4	Alchl/Drugs:	0	Speed:	15 MPH Dir: N	Veh Mnvr/Ped Actn:				11	Obj Strk:					
728	102607426	14.671	05/26/2009 17:01	REAR END, SLOW OR STOP	\$ 5000	0	0	0	2	2	1	3	3	0	3	1
Unit	1 : 1	Alchl/Drugs:	0	Speed:	35 MPH Dir: NE	Veh Mnvr/Ped Actn:				4	Obj Strk:					
Unit	2 : 1	Alchl/Drugs:	0	Speed:	0 MPH Dir: NE	Veh Mnvr/Ped Actn:				1	Obj Strk:					
729	103708187	14.671	03/02/2013 13:54	REAR END, SLOW OR STOP	\$ 18000	0	0	0	1	1	1	2	4	0	3	1
Unit	1 : 10	Alchl/Drugs:	0	Speed:	40 MPH Dir: N	Veh Mnvr/Ped Actn:				1	Obj Strk:					
Unit	2 : 12	Alchl/Drugs:	0	Speed:	0 MPH Dir: N	Veh Mnvr/Ped Actn:				16	Obj Strk:					

**North Carolina Department of Transportation
Traffic Engineering Accident Analysis System
Strip Analysis Report**

Acc No	Crash ID	Milepost	Date	Accident Type	Total Damage	Injuries				Condition			Road		Trfc Ctl	
						F	A	B	C	R	L	W	Ch	Ci	Dv	Op
730	105564980	14.671	07/31/2018 11:23	REAR END, SLOW OR STOP	\$ 2500	0	0	0	0	1	1	2	3	0	3	1
Unit	1 : 12	Alchl/Drgs:	0	Speed:	50 MPH	Dir:	E	Veh Mnvr/Ped Actn:				4	Obj Strk:			
Unit	2 : 10	Alchl/Drgs:	0	Speed:	50 MPH	Dir:	E	Veh Mnvr/Ped Actn:				4	Obj Strk:			
731	103279107	14.672	10/09/2011 13:49	REAR END, SLOW OR STOP	\$ 1200	0	0	0	1	1	1	1	3	0	3	1
Unit	1 : 1	Alchl/Drgs:	0	Speed:	40 MPH	Dir:	N	Veh Mnvr/Ped Actn:				11	Obj Strk:			
Unit	2 : 1	Alchl/Drgs:	0	Speed:	40 MPH	Dir:	N	Veh Mnvr/Ped Actn:				11	Obj Strk:			
732	105223394	14.672	09/11/2017 12:18	REAR END, SLOW OR STOP	\$ 2000	0	0	0	0	1	1	2	1	0	3	1
Unit	1 : 4	Alchl/Drgs:	0	Speed:	5 MPH	Dir:	N	Veh Mnvr/Ped Actn:				11	Obj Strk:			
Unit	2 : 1	Alchl/Drgs:	0	Speed:	5 MPH	Dir:	SW	Veh Mnvr/Ped Actn:				11	Obj Strk:			
733	104048409	14.673	04/22/2014 16:12	REAR END, SLOW OR STOP	\$ 3000	0	0	0	1	1	1	2	1	0	3	1
Unit	1 : 1	Alchl/Drgs:	0	Speed:	0 MPH	Dir:	E	Veh Mnvr/Ped Actn:				1	Obj Strk:			
Unit	2 : 1	Alchl/Drgs:	0	Speed:	0 MPH	Dir:	E	Veh Mnvr/Ped Actn:				1	Obj Strk:			
Unit	3 : 2	Alchl/Drgs:	0	Speed:	45 MPH	Dir:	E	Veh Mnvr/Ped Actn:				11	Obj Strk:			
734	104062717	14.673	04/23/2014 15:03	SIDESWIPE, SAME DIRECTION	\$ 6200	0	0	0	0	1	1	1	3	0	3	1
Unit	1 : 10	Alchl/Drgs:	0	Speed:	45 MPH	Dir:	N	Veh Mnvr/Ped Actn:				4	Obj Strk:			
Unit	2 : 1	Alchl/Drgs:	0	Speed:	0 MPH	Dir:	N	Veh Mnvr/Ped Actn:				1	Obj Strk:			
Unit	3 : 1	Alchl/Drgs:	0	Speed:	0 MPH	Dir:	N	Veh Mnvr/Ped Actn:				1	Obj Strk:			
Unit	4 : 4	Alchl/Drgs:	0	Speed:	0 MPH	Dir:	N	Veh Mnvr/Ped Actn:				1	Obj Strk:			
735	105056666	14.673	03/28/2017 09:32	RAN OFF ROAD - LEFT	\$ 1500	0	0	0	0	2	1	2	3	0	3	1
Unit	1 : 1	Alchl/Drgs:	0	Speed:	42 MPH	Dir:	N	Veh Mnvr/Ped Actn:				11	Obj Strk:			
Unit	2 : 1	Alchl/Drgs:	0	Speed:	40 MPH	Dir:	N	Veh Mnvr/Ped Actn:				11	Obj Strk:			
736	102589291	14.674	05/07/2009 16:02	REAR END, SLOW OR STOP	\$ 3800	0	0	0	0	1	1	1	1	0	3	1
Unit	1 : 1	Alchl/Drgs:	0	Speed:	25 MPH	Dir:	N	Veh Mnvr/Ped Actn:				4	Obj Strk:			
Unit	2 : 4	Alchl/Drgs:	0	Speed:	10 MPH	Dir:	N	Veh Mnvr/Ped Actn:				12	Obj Strk:			
Unit	3 : 1	Alchl/Drgs:	0	Speed:	0 MPH	Dir:	N	Veh Mnvr/Ped Actn:				1	Obj Strk:			
737	103310660	14.674	11/04/2011 12:28	REAR END, SLOW OR STOP	\$ 1000	0	0	0	0	2	1	3	3	0	3	1
Unit	1 : 1	Alchl/Drgs:	0	Speed:	30 MPH	Dir:	N	Veh Mnvr/Ped Actn:				11	Obj Strk:			
Unit	2 : 1	Alchl/Drgs:	0	Speed:	20 MPH	Dir:	N	Veh Mnvr/Ped Actn:				11	Obj Strk:			

**North Carolina Department of Transportation
Traffic Engineering Accident Analysis System
Strip Analysis Report**

Acc No	Crash ID	Milepost	Date	Accident Type	Total Damage	Injuries				Condition			Road		Trfc Ctl	
						F	A	B	C	R	L	W	Ch	Ci	Dv	Op
738	103350412	14.674	12/15/2011 14:20	REAR END, SLOW OR STOP	\$ 1500	0	0	0	0	1	1	1	3	0	3	1
Unit	1 : 4	Alchl/Drugs:	0	Speed:	0 MPH	Dir:	E	Veh Mnvr/Ped Actn:				1	Obj Strk:			
Unit	2 : 2	Alchl/Drugs:	0	Speed:	0 MPH	Dir:	E	Veh Mnvr/Ped Actn:				1	Obj Strk:			
Unit	3 : 2	Alchl/Drugs:	0	Speed:	0 MPH	Dir:	E	Veh Mnvr/Ped Actn:				11	Obj Strk:			
739	103510025	14.674	07/19/2012 18:25	REAR END, SLOW OR STOP	\$ 3000	0	0	0	0	2	1	3	3	0	12	1
Unit	1 : 1	Alchl/Drugs:	0	Speed:	45 MPH	Dir:	N	Veh Mnvr/Ped Actn:				11	Obj Strk:			
Unit	2 : 1	Alchl/Drugs:	0	Speed:	45 MPH	Dir:	N	Veh Mnvr/Ped Actn:				4	Obj Strk:			
740	103684146	14.674	01/28/2013 22:47	REAR END, SLOW OR STOP	\$ 3500	0	0	0	2	1	4	1	3	0	3	1
Unit	1 : 1	Alchl/Drugs:	0	Speed:	45 MPH	Dir:	N	Veh Mnvr/Ped Actn:				4	Obj Strk:			
Unit	2 : 1	Alchl/Drugs:	0	Speed:	0 MPH	Dir:	N	Veh Mnvr/Ped Actn:				1	Obj Strk:			
741	103922636	14.674	11/14/2013 16:36	REAR END, SLOW OR STOP	\$ 1700	0	0	0	1	1	1	1	3	0	3	1
Unit	1 : 5	Alchl/Drugs:	0	Speed:	45 MPH	Dir:	N	Veh Mnvr/Ped Actn:				4	Obj Strk:			
Unit	2 : 5	Alchl/Drugs:	0	Speed:	0 MPH	Dir:	N	Veh Mnvr/Ped Actn:				1	Obj Strk:			
742	105294569	14.674	11/11/2017 20:20	REAR END, SLOW OR STOP	\$ 3500	0	0	0	0	1	4	1	1	0	3	1
Unit	1 : 1	Alchl/Drugs:	0	Speed:	0 MPH	Dir:	N	Veh Mnvr/Ped Actn:				1	Obj Strk:			
Unit	2 : 1	Alchl/Drugs:	0	Speed:	25 MPH	Dir:	N	Veh Mnvr/Ped Actn:				4	Obj Strk:			
743	105713668	14.674	11/20/2018 15:26	REAR END, SLOW OR STOP	\$ 5000	0	0	0	0	1	1	1	1	0	3	1
Unit	1 : 3	Alchl/Drugs:	0	Speed:	45 MPH	Dir:	N	Veh Mnvr/Ped Actn:				11	Obj Strk:			
Unit	2 : 1	Alchl/Drugs:	0	Speed:	0 MPH	Dir:	N	Veh Mnvr/Ped Actn:				1	Obj Strk:			
744	102499739	14.676	12/18/2008 21:40	REAR END, SLOW OR STOP	\$ 11000	0	0	0	0	2	4	3	3	0	0	
Unit	1 : 4	Alchl/Drugs:	0	Speed:	10 MPH	Dir:	N	Veh Mnvr/Ped Actn:				4	Obj Strk:			
Unit	2 : 1	Alchl/Drugs:	0	Speed:	6 MPH	Dir:	N	Veh Mnvr/Ped Actn:				4	Obj Strk:			
Unit	3 : 4	Alchl/Drugs:	0	Speed:	8 MPH	Dir:	N	Veh Mnvr/Ped Actn:				4	Obj Strk:			
745	102513549	14.676	01/08/2009 21:23	REAR END, SLOW OR STOP	\$ 3100	0	0	0	0	1	5	1	7	0	3	1
Unit	1 : 4	Alchl/Drugs:	0	Speed:	0 MPH	Dir:	E	Veh Mnvr/Ped Actn:				1	Obj Strk:			
Unit	2 : 1	Alchl/Drugs:	0	Speed:	45 MPH	Dir:	E	Veh Mnvr/Ped Actn:				4	Obj Strk:			
746	102526501	14.676	01/30/2009 19:28	REAR END, SLOW OR STOP	\$ 2200	0	0	0	0	1	4	1	1	0	3	1
Unit	1 : 4	Alchl/Drugs:	0	Speed:	10 MPH	Dir:	N	Veh Mnvr/Ped Actn:				2	Obj Strk:			
Unit	2 : 4	Alchl/Drugs:	0	Speed:	0 MPH	Dir:	N	Veh Mnvr/Ped Actn:				1	Obj Strk:			

**North Carolina Department of Transportation
Traffic Engineering Accident Analysis System
Strip Analysis Report**

Acc No	Crash ID	Milepost	Date	Accident Type	Total Damage	Injuries				Condition			Road		Trfc Ctl	
						F	A	B	C	R	L	W	Ch	Ci	Dv	Op
747	102678813	14.676	09/04/2009 22:50	REAR END, SLOW OR STOP	\$ 2800	0	0	0	0	1	4	1	3	0		
Unit	1 : 4	Alchl/Drgs:	0	Speed:	0 MPH	Dir:	E	Veh Mnvr/Ped Actn:				1	Obj Strk:			
Unit	2 : 1	Alchl/Drgs:	0	Speed:	0 MPH	Dir:	E	Veh Mnvr/Ped Actn:				1	Obj Strk:			
Unit	3 : 4	Alchl/Drgs:	0	Speed:	15 MPH	Dir:	E	Veh Mnvr/Ped Actn:				4	Obj Strk:			
748	102697924	14.676	09/17/2009 13:14	REAR END, SLOW OR STOP	\$ 3000	0	0	0	0	2	1	1	1	0	3	1
Unit	1 : 1	Alchl/Drgs:	0	Speed:	15 MPH	Dir:	E	Veh Mnvr/Ped Actn:				4	Obj Strk:			
Unit	2 : 1	Alchl/Drgs:	0	Speed:	0 MPH	Dir:	E	Veh Mnvr/Ped Actn:				1	Obj Strk:			
749	102728660	14.676	11/10/2009 16:47	REAR END, SLOW OR STOP	\$ 4000	0	0	0	1	2	2	2	1	0	3	1
Unit	1 : 2	Alchl/Drgs:	0	Speed:	25 MPH	Dir:	N	Veh Mnvr/Ped Actn:				4	Obj Strk:			
Unit	2 : 1	Alchl/Drgs:	0	Speed:	0 MPH	Dir:	N	Veh Mnvr/Ped Actn:				1	Obj Strk:			
750	102730853	14.676	11/14/2009 19:45	REAR END, SLOW OR STOP	\$ 2750	0	0	0	0	1	4	1	1	0	3	1
Unit	1 : 2	Alchl/Drgs:	0	Speed:	0 MPH	Dir:	S	Veh Mnvr/Ped Actn:				1	Obj Strk:			
Unit	2 : 1	Alchl/Drgs:	0	Speed:	25 MPH	Dir:	S	Veh Mnvr/Ped Actn:				11	Obj Strk:			
751	102730862	14.676	11/14/2009 20:19	REAR END, SLOW OR STOP	\$ 2750	0	0	0	0	1	4	1	1	0	3	1
Unit	1 : 1	Alchl/Drgs:	0	Speed:	30 MPH	Dir:	S	Veh Mnvr/Ped Actn:				4	Obj Strk:			
Unit	2 : 4	Alchl/Drgs:	0	Speed:	5 MPH	Dir:	S	Veh Mnvr/Ped Actn:				11	Obj Strk:			
752	102855499	14.676	02/15/2010 11:33	SIDESWIPE, SAME DIRECTION	\$ 2500	0	0	0	2	2	1	3	1	0	3	1
Unit	1 : 1	Alchl/Drgs:	0	Speed:	10 MPH	Dir:	W	Veh Mnvr/Ped Actn:				8	Obj Strk:			
Unit	2 : 1	Alchl/Drgs:	0	Speed:	10 MPH	Dir:	W	Veh Mnvr/Ped Actn:				7	Obj Strk:			
753	102828694	14.676	03/09/2010 19:29	REAR END, SLOW OR STOP	\$ 8500	0	0	0	0	1	4	1	3	0	3	1
Unit	1 : 2	Alchl/Drgs:	0	Speed:	30 MPH	Dir:	E	Veh Mnvr/Ped Actn:				4	Obj Strk:			
Unit	2 : 1	Alchl/Drgs:	0	Speed:	0 MPH	Dir:	N	Veh Mnvr/Ped Actn:				1	Obj Strk: 64			
Unit	3 : 4	Alchl/Drgs:	0	Speed:	0 MPH	Dir:	N	Veh Mnvr/Ped Actn:				1	Obj Strk: 64			
754	102988003	14.676	09/26/2010 16:51	SIDESWIPE, OPPOSITE DIRECTION	\$ 2300	0	0	0	0	2	1	3	3	0	0	
Unit	1 : 1	Alchl/Drgs:	0	Speed:	0 MPH	Dir:	W	Veh Mnvr/Ped Actn:				16	Obj Strk:			
Unit	2 : 5	Alchl/Drgs:	0	Speed:	0 MPH	Dir:	W	Veh Mnvr/Ped Actn:				16	Obj Strk:			
Unit	3 : 2	Alchl/Drgs:	0	Speed:	8 MPH	Dir:	E	Veh Mnvr/Ped Actn:				16	Obj Strk:			

**North Carolina Department of Transportation
Traffic Engineering Accident Analysis System
Strip Analysis Report**

Acc No	Crash ID	Milepost	Date	Accident Type	Total Damage	Injuries				Condition			Road		Trfc Ctl	
						F	A	B	C	R	L	W	Ch	Ci	Dv	Op
755	102986451	14.676	10/10/2010 17:53	REAR END, SLOW OR STOP	\$ 3000	0	0	0	1	1	1	1	4	0	3	1
Unit	1 : 1	Alchl/Drugs:	0	Speed:	0 MPH Dir: N	Veh Mnvr/Ped Actn:		1	Obj Strk:							
Unit	2 : 1	Alchl/Drugs:	0	Speed:	30 MPH Dir: S	Veh Mnvr/Ped Actn:		11	Obj Strk:							
756	103037395	14.676	11/17/2010 09:13	REAR END, SLOW OR STOP	\$ 1000	0	0	0	0	1	1	1	1	0	3	1
Unit	1 : 2	Alchl/Drugs:	0	Speed:	3 MPH Dir: E	Veh Mnvr/Ped Actn:		4	Obj Strk:							
Unit	2 : 1	Alchl/Drugs:	0	Speed:	3 MPH Dir: E	Veh Mnvr/Ped Actn:		4	Obj Strk:							
757	104450261	14.676	02/09/2011 13:55	REAR END, SLOW OR STOP	\$ 1800	0	0	0	0	1	1	1	3	0	3	1
Unit	1 : 4	Alchl/Drugs:	0	Speed:	0 MPH Dir: E	Veh Mnvr/Ped Actn:		16	Obj Strk:							
Unit	2 : 1	Alchl/Drugs:	0	Speed:	20 MPH Dir: E	Veh Mnvr/Ped Actn:		16	Obj Strk:							
758	103108441	14.676	03/01/2011 17:05	REAR END, SLOW OR STOP	\$ 1400	0	0	0	0	1	1	1	1	0	3	1
Unit	1 : 4	Alchl/Drugs:	0	Speed:	20 MPH Dir: S	Veh Mnvr/Ped Actn:		4	Obj Strk:							
Unit	2 : 1	Alchl/Drugs:	0	Speed:	25 MPH Dir: S	Veh Mnvr/Ped Actn:		11	Obj Strk:							
759	104450260	14.676	12/05/2011 15:19	REAR END, SLOW OR STOP	\$ 300	0	0	0	1	1	1	1	2	0	1	1
Unit	1 : 4	Alchl/Drugs:	0	Speed:	0 MPH Dir: E	Veh Mnvr/Ped Actn:		1	Obj Strk:							
Unit	2 : 4	Alchl/Drugs:	0	Speed:	10 MPH Dir: E	Veh Mnvr/Ped Actn:		11	Obj Strk:							
760	103381967	14.676	01/27/2012 16:50	REAR END, SLOW OR STOP	\$ 2000	0	0	0	0	1	1	1	1	0	3	1
Unit	1 : 5	Alchl/Drugs:	0	Speed:	45 MPH Dir: N	Veh Mnvr/Ped Actn:		4	Obj Strk:							
Unit	2 : 1	Alchl/Drugs:	0	Speed:	0 MPH Dir: N	Veh Mnvr/Ped Actn:		1	Obj Strk:							
761	103390788	14.676	02/12/2012 03:20	REAR END, SLOW OR STOP	\$ 1400	0	0	0	0	1	5	1	3	0	3	2
Unit	1 : 1	Alchl/Drugs:	0	Speed:	45 MPH Dir: N	Veh Mnvr/Ped Actn:		11	Obj Strk:							
Unit	2 : 1	Alchl/Drugs:	0	Speed:	50 MPH Dir: N	Veh Mnvr/Ped Actn:		4	Obj Strk:							
762	103481374	14.676	06/18/2012 14:40	REAR END, SLOW OR STOP	\$ 1100	0	0	0	1	1	1	1	0	2	2	
Unit	1 : 5	Alchl/Drugs:	0	Speed:	15 MPH Dir: S	Veh Mnvr/Ped Actn:		4	Obj Strk:							
Unit	2 : 1	Alchl/Drugs:	0	Speed:	0 MPH Dir: S	Veh Mnvr/Ped Actn:		1	Obj Strk:							
763	103622768	14.676	11/23/2012 13:48	REAR END, SLOW OR STOP	\$ 1250	0	0	0	0	1	1	1	1	0	3	1
Unit	1 : 4	Alchl/Drugs:	0	Speed:	0 MPH Dir: NE	Veh Mnvr/Ped Actn:		1	Obj Strk:							
Unit	2 : 1	Alchl/Drugs:	0	Speed:	30 MPH Dir: E	Veh Mnvr/Ped Actn:		11	Obj Strk:							

**North Carolina Department of Transportation
Traffic Engineering Accident Analysis System
Strip Analysis Report**

Acc No	Crash ID	Milepost	Date	Accident Type	Total Damage	Injuries				Condition			Road		Trfc Ctl	
						F	A	B	C	R	L	W	Ch	Ci	Dv	Op
764	103665891	14.676	01/19/2013 12:40	REAR END, SLOW OR STOP	\$ 2700	0	0	0	2	1	1	1	3	0	3	1
Unit	1 : 1	Alchl/Drugs:	0	Speed: 30 MPH Dir: N		Veh Mnvr/Ped Actn:		11	Obj Strk:							
Unit	2 : 1	Alchl/Drugs:	0	Speed: 0 MPH Dir: N		Veh Mnvr/Ped Actn:		1	Obj Strk:							
765	103685429	14.676	02/06/2013 16:53	REAR END, TURN	\$ 700	0	0	0	0	1	1	1	1	0	3	1
Unit	1 : 4	Alchl/Drugs:	0	Speed: 0 MPH Dir: NE		Veh Mnvr/Ped Actn:		8	Obj Strk:							
Unit	2 : 1	Alchl/Drugs:	0	Speed: 3 MPH Dir: NE		Veh Mnvr/Ped Actn:		8	Obj Strk:							
Unit	3 : 32	Alchl/Drugs:	7	Speed: 0 MPH Dir: NE		Veh Mnvr/Ped Actn:		16	Obj Strk:							
766	104394065	14.676	06/03/2013 16:55	SIDESWIPE, SAME DIRECTION	\$ 1000	0	0	0	0	1	1	2	1	0	3	1
Unit	1 : 1	Alchl/Drugs:	0	Speed: 0 MPH Dir: S		Veh Mnvr/Ped Actn:		7	Obj Strk:							
Unit	2 : 1	Alchl/Drugs:	0	Speed: 5 MPH Dir: S		Veh Mnvr/Ped Actn:		7	Obj Strk:							
767	103807764	14.676	07/09/2013 14:39	REAR END, SLOW OR STOP	\$ 8500	0	0	0	0	1	1	1	4	0	3	1
Unit	1 : 2	Alchl/Drugs:	0	Speed: 40 MPH Dir: N		Veh Mnvr/Ped Actn:		1	Obj Strk:							
Unit	2 : 1	Alchl/Drugs:	0	Speed: 40 MPH Dir: N		Veh Mnvr/Ped Actn:		4	Obj Strk:							
768	103874710	14.676	09/12/2013 16:41	REAR END, SLOW OR STOP	\$ 1050	0	0	0	0	1	1	2	1	0	3	1
Unit	1 : 1	Alchl/Drugs:	0	Speed: 10 MPH Dir: S		Veh Mnvr/Ped Actn:		4	Obj Strk:							
Unit	2 : 1	Alchl/Drugs:	0	Speed: 0 MPH Dir: S		Veh Mnvr/Ped Actn:		1	Obj Strk:							
Unit	3 : 3	Alchl/Drugs:	0	Speed: 0 MPH Dir: S		Veh Mnvr/Ped Actn:		1	Obj Strk:							
769	103888522	14.676	09/23/2013 11:53	SIDESWIPE, SAME DIRECTION	\$ 1000	0	0	0	0	1	1	1	1	0	3	1
Unit	1 : 1	Alchl/Drugs:	0	Speed: 10 MPH Dir: W		Veh Mnvr/Ped Actn:		8	Obj Strk:							
Unit	2 : 1	Alchl/Drugs:	0	Speed: 10 MPH Dir: W		Veh Mnvr/Ped Actn:		8	Obj Strk:							
770	103925642	14.676	10/22/2013 19:22	REAR END, SLOW OR STOP	\$ 3001	0	0	0	0	2	4	3	1	0	0	2
Unit	1 : 1	Alchl/Drugs:	0	Speed: 0 MPH Dir: E		Veh Mnvr/Ped Actn:		1	Obj Strk:							
Unit	2 : 1	Alchl/Drugs:	0	Speed: 15 MPH Dir: E		Veh Mnvr/Ped Actn:		11	Obj Strk:							
771	104021456	14.676	03/14/2014 12:30	REAR END, SLOW OR STOP	\$ 4200	0	0	1	0	1	1	1	1	0	3	1
Unit	1 : 1	Alchl/Drugs:	0	Speed: 0 MPH Dir: N		Veh Mnvr/Ped Actn:		1	Obj Strk:							
Unit	2 : 1	Alchl/Drugs:	0	Speed: 40 MPH Dir: N		Veh Mnvr/Ped Actn:		4	Obj Strk:		64					
772	104019670	14.676	03/24/2014 11:47	REAR END, SLOW OR STOP	\$ 15000	0	0	0	2	1	1	1	3	0	3	1
Unit	1 : 1	Alchl/Drugs:	0	Speed: 0 MPH Dir: E		Veh Mnvr/Ped Actn:		1	Obj Strk:							
Unit	2 : 2	Alchl/Drugs:	0	Speed: 45 MPH Dir: E		Veh Mnvr/Ped Actn:		11	Obj Strk:							

**North Carolina Department of Transportation
Traffic Engineering Accident Analysis System
Strip Analysis Report**

Acc No	Crash ID	Milepost	Date	Accident Type	Total Damage	Injuries				Condition			Road		Trfc Ctl	
						F	A	B	C	R	L	W	Ch	Ci	Dv	Op
773	104047260	14.676	04/20/2014 14:06	REAR END, SLOW OR STOP	\$ 1700	0	0	0	1	1	1	1	6	0	3	2
Unit	1 : 4	Alchl/Drgs:	0	Speed:	0 MPH	Dir:	N	Veh Mnvr/Ped Actn:		1	Obj Strk:					
Unit	2 : 4	Alchl/Drgs:	0	Speed:	15 MPH	Dir:	N	Veh Mnvr/Ped Actn:		11	Obj Strk:					
774	104150010	14.676	07/18/2014 14:49	BACKING UP	\$ 1200	0	0	0	0	1	1	1	1	0	0	2
Unit	1 : 1	Alchl/Drgs:	0	Speed:	4 MPH	Dir:	W	Veh Mnvr/Ped Actn:		10	Obj Strk:					
Unit	2 : 1	Alchl/Drgs:	0	Speed:	0 MPH	Dir:	E	Veh Mnvr/Ped Actn:		1	Obj Strk:					
775	104135930	14.676	07/24/2014 14:33	SIDESWIPE, SAME DIRECTION	\$ 4500	0	0	0	0	1	1	1	3	0	3	1
Unit	1 : 4	Alchl/Drgs:	0	Speed:	30 MPH	Dir:	E	Veh Mnvr/Ped Actn:		5	Obj Strk:					
Unit	2 : 1	Alchl/Drgs:	0	Speed:	0 MPH	Dir:	E	Veh Mnvr/Ped Actn:		1	Obj Strk:					
776	104421987	14.676	05/25/2015 16:39	REAR END, SLOW OR STOP	\$ 4500	0	0	0	0	1	1	1	3	0	3	1
Unit	1 : 5	Alchl/Drgs:	0	Speed:	0 MPH	Dir:	N	Veh Mnvr/Ped Actn:		11	Obj Strk:					
Unit	2 : 4	Alchl/Drgs:	0	Speed:	15 MPH	Dir:	N	Veh Mnvr/Ped Actn:		11	Obj Strk:					
777	104471811	14.676	08/22/2015 14:02	REAR END, SLOW OR STOP	\$ 9000	0	0	0	1	1	1	1	3	0	3	1
Unit	1 : 4	Alchl/Drgs:	0	Speed:	30 MPH	Dir:	N	Veh Mnvr/Ped Actn:		11	Obj Strk:					
Unit	2 : 1	Alchl/Drgs:	0	Speed:	0 MPH	Dir:	N	Veh Mnvr/Ped Actn:		1	Obj Strk:					
778	104726601	14.676	01/31/2016 17:59	REAR END, SLOW OR STOP	\$ 2000	0	0	0	0	1	1	1	7	0	14	1
Unit	1 : 1	Alchl/Drgs:	0	Speed:	10 MPH	Dir:	W	Veh Mnvr/Ped Actn:		5	Obj Strk:					
Unit	2 : 1	Alchl/Drgs:	0	Speed:	2 MPH	Dir:	W	Veh Mnvr/Ped Actn:		5	Obj Strk:					
779	104693056	14.676	03/11/2016 14:31	REAR END, SLOW OR STOP	\$ 8000	0	0	0	1	1	1	1	3	0	0	
Unit	1 : 2	Alchl/Drgs:	0	Speed:	25 MPH	Dir:	N	Veh Mnvr/Ped Actn:		4	Obj Strk:					
Unit	2 : 4	Alchl/Drgs:	0	Speed:	0 MPH	Dir:	N	Veh Mnvr/Ped Actn:		1	Obj Strk:					
Unit	3 : 1	Alchl/Drgs:	0	Speed:	0 MPH	Dir:	N	Veh Mnvr/Ped Actn:		1	Obj Strk:					
780	104722527	14.676	04/26/2016 14:07	REAR END, SLOW OR STOP	\$ 1200	0	0	0	0	1	1	1	7	0	3	1
Unit	1 : 3	Alchl/Drgs:	0	Speed:	30 MPH	Dir:	S	Veh Mnvr/Ped Actn:		1	Obj Strk:					
Unit	2 : 1	Alchl/Drgs:	0	Speed:	30 MPH	Dir:	S	Veh Mnvr/Ped Actn:		4	Obj Strk:					
781	104762874	14.676	06/02/2016 11:56	REAR END, SLOW OR STOP	\$ 2600	0	0	0	0	1	1	1	1	0	3	1
Unit	1 : 12	Alchl/Drgs:	0	Speed:	30 MPH	Dir:	E	Veh Mnvr/Ped Actn:		11	Obj Strk:					
Unit	2 : 1	Alchl/Drgs:	0	Speed:	5 MPH	Dir:	E	Veh Mnvr/Ped Actn:		11	Obj Strk:					

**North Carolina Department of Transportation
Traffic Engineering Accident Analysis System
Strip Analysis Report**

Acc No	Crash ID	Milepost	Date	Accident Type	Total Damage	Injuries				Condition			Road		Trfc Ctl	
						F	A	B	C	R	L	W	Ch	Ci	Dv	Op
782	104868333	14.676	09/21/2016 12:20	REAR END, SLOW OR STOP	\$ 4000	0	0	0	0	2	1	3	2	0	3	2
Unit	1 : 4	Alchl/Drgs:	0	Speed: 40 MPH Dir: N		Veh Mnvr/Ped Actn:				5	Obj Strk:					
Unit	2 : 2	Alchl/Drgs:	0	Speed: 40 MPH Dir: N		Veh Mnvr/Ped Actn:				4	Obj Strk:					
783	104941034	14.676	10/29/2016 17:48	REAR END, SLOW OR STOP	\$ 1000	0	0	0	0	1	1	1	1	0	3	1
Unit	1 : 1	Alchl/Drgs:	0	Speed: 5 MPH Dir: E		Veh Mnvr/Ped Actn:				4	Obj Strk:					
Unit	2 : 1	Alchl/Drgs:	0	Speed: 0 MPH Dir: E		Veh Mnvr/Ped Actn:				1	Obj Strk:					
784	104975673	14.676	12/02/2016 12:07	SIDESWIPE, SAME DIRECTION	\$ 1500	0	0	0	0	1	1	1	1	0	3	1
Unit	1 : 4	Alchl/Drgs:	0	Speed: 10 MPH Dir: SE		Veh Mnvr/Ped Actn:				8	Obj Strk:					
Unit	2 : 1	Alchl/Drgs:	0	Speed: 10 MPH Dir: SE		Veh Mnvr/Ped Actn:				8	Obj Strk:					
785	104955138	14.676	12/16/2016 12:00	RAN OFF ROAD - LEFT	\$ 1500	0	0	0	0	1	1	2	8	0	2	1
Unit	1 : 1	Alchl/Drgs:	0	Speed: 0 MPH Dir: SW		Veh Mnvr/Ped Actn:				1	Obj Strk:					
Unit	2 : 32	Alchl/Drgs:	7	Speed: 20 MPH Dir: SW		Veh Mnvr/Ped Actn:				4	Obj Strk:					
786	105056738	14.676	03/27/2017 19:47	REAR END, SLOW OR STOP	\$ 2000	0	0	0	0	1	2	1	3	0		1
Unit	1 : 1	Alchl/Drgs:	0	Speed: 0 MPH Dir: SE		Veh Mnvr/Ped Actn:				11	Obj Strk:					
Unit	2 : 1	Alchl/Drgs:	0	Speed: 0 MPH Dir: SE		Veh Mnvr/Ped Actn:				11	Obj Strk:					
787	105445122	14.676	03/28/2018 19:04	REAR END, SLOW OR STOP	\$ 1200	0	0	0	0	1	1	1	1	0	0	2
Unit	1 : 1	Alchl/Drgs:	0	Speed: 4 MPH Dir: E		Veh Mnvr/Ped Actn:				11	Obj Strk:					
Unit	2 : 1	Alchl/Drgs:	0	Speed: 0 MPH Dir: E		Veh Mnvr/Ped Actn:				11	Obj Strk:					

Legend for Report Details:
 Acc No - Accident Number
 Injuries: F - Fatal, A - Class A, B - Class B, C - Class C
 Condition: R - Road Surface, L - Ambient Light, W - Weather
 Rd Ch - Road Character
 Rd Ci - Roadway Contributing Circumstances
 Trfc Ctl - Traffic Control: Dv - Device, Op - Operating
 Alchl/Drgs - Alcohol Drugs Suspected
 Veh Mnvr/Ped Actn - Vehicle Maneuver/Pedestrian Action
 Obj Strk - Object Struck

**North Carolina Department of Transportation
Traffic Engineering Accident Analysis System
Strip Analysis Report**

Summary Statistics

High Level Crash Summary

Crash Type	Number of Crashes	Percent of Total
Total Crashes	787	100.00
Fatal Crashes	3	0.38
Non-Fatal Injury Crashes	254	32.27
Total Injury Crashes	257	32.66
Property Damage Only Crashes	530	67.34
Night Crashes	175	22.24
Wet Crashes	138	17.53
Alcohol/Drugs Involvement Crashes	28	3.56

Crash Severity Summary

Crash Type	Number of Crashes	Percent of Total
Total Crashes	787	100.00
Fatal Crashes	3	0.38
Class A Crashes	7	0.89
Class B Crashes	54	6.86
Class C Crashes	193	24.52
Property Damage Only Crashes	530	67.34

Vehicle Exposure Statistics

Annual ADT = 33400

Total Length = 4.386 (Miles)

7.059 (Kilometers)

Total Vehicle Exposure = 534.99 (MVMT)

860.98 (MVKMT)

Crash Rate	Crashes Per 100 Million Vehicle Miles	Crashes Per 100 Million Vehicle Kilometers
Total Crash Rate	147.11	91.41
Fatal Crash Rate	0.56	0.35
Non Fatal Crash Rate	47.48	29.50
Night Crash Rate	32.71	20.33
Wet Crash Rate	25.79	16.03
EPDO Rate	630.44	391.74

**North Carolina Department of Transportation
Traffic Engineering Accident Analysis System
Strip Analysis Report**

Miscellaneous Statistics

Severity Index =	4.29
EPDO Crash Index =	3372.80
Estimated Property Damage Total = \$	3431717.00

Accident Type Summary

Accident Type	Number of Crashes	Percent of Total
ANGLE	53	6.73
ANIMAL	51	6.48
BACKING UP	5	0.64
FIXED OBJECT	6	0.76
HEAD ON	4	0.51
LEFT TURN, DIFFERENT ROADWAYS	40	5.08
LEFT TURN, SAME ROADWAY	48	6.10
MOVABLE OBJECT	6	0.76
OTHER COLLISION WITH VEHICLE	7	0.89
OTHER NON-COLLISION	7	0.89
OVERTURN/ROLLOVER	3	0.38
PARKED MOTOR VEHICLE	2	0.25
PEDALCYCLIST	3	0.38
PEDESTRIAN	8	1.02
RAN OFF ROAD - LEFT	23	2.92
RAN OFF ROAD - RIGHT	28	3.56
RAN OFF ROAD - STRAIGHT	3	0.38
REAR END, SLOW OR STOP	368	46.76
REAR END, TURN	17	2.16
RIGHT TURN, DIFFERENT ROADWAYS	9	1.14
RIGHT TURN, SAME ROADWAY	7	0.89
SIDESWIPE, OPPOSITE DIRECTION	7	0.89
SIDESWIPE, SAME DIRECTION	80	10.17
UNKNOWN	2	0.25

Injury Summary

Injury Type	Number of Injuries	Percent of Total
Fatal Injuries	3	0.85
Class A Injuries	7	1.99
Class B Injuries	64	18.18
Class C Injuries	278	78.98
Total Non-Fatal Injuries	349	99.15
Total Injuries	352	100.00

**North Carolina Department of Transportation
Traffic Engineering Accident Analysis System
Strip Analysis Report**

<u>Injury Type</u>	<u>Number of Injuries</u>	<u>Percent of Total</u>
--------------------	-------------------------------	-----------------------------

**North Carolina Department of Transportation
Traffic Engineering Accident Analysis System
Strip Analysis Report**

Monthly Summary

Month	Number of Crashes	Percent of Total
Jan	66	8.39
Feb	48	6.10
Mar	60	7.62
Apr	68	8.64
May	88	11.18
Jun	51	6.48
Jul	50	6.35
Aug	55	6.99
Sep	68	8.64
Oct	59	7.50
Nov	98	12.45
Dec	76	9.66

Daily Summary

Day	Number of Crashes	Percent of Total
Mon	124	15.76
Tue	133	16.90
Wed	134	17.03
Thu	114	14.49
Fri	132	16.77
Sat	85	10.80
Sun	65	8.26

**North Carolina Department of Transportation
Traffic Engineering Accident Analysis System
Strip Analysis Report**

Hourly Summary

Hour	Number of Crashes	Percent of Total
0000-0059	6	0.76
0100-0159	7	0.89
0200-0259	8	1.02
0300-0359	4	0.51
0400-0459	3	0.38
0500-0559	3	0.38
0600-0659	12	1.52
0700-0759	55	6.99
0800-0859	74	9.40
0900-0959	40	5.08
1000-1059	39	4.96
1100-1159	36	4.57
1200-1259	44	5.59
1300-1359	44	5.59
1400-1459	53	6.73
1500-1559	54	6.86
1600-1659	67	8.51
1700-1759	69	8.77
1800-1859	61	7.75
1900-1959	33	4.19
2000-2059	21	2.67
2100-2159	24	3.05
2200-2259	20	2.54
2300-2359	10	1.27

**North Carolina Department of Transportation
Traffic Engineering Accident Analysis System
Strip Analysis Report**

Light and Road Conditions Summary

Condition	Dry	Wet	Other	Total
Day	487	87	8	582
Dark	125	43	7	175
Other	21	8	1	30
Total	633	138	16	787

Object Struck Summary

Object Type	Times Struck	Percent of Total
ANIMAL	50	31.25
CRASH CUSHION	1	0.62
DITCH	1	0.62
EMBANKMENT	3	1.88
GUARDRAIL END ON SHOULDER	1	0.62
GUARDRAIL FACE ON SHOULDER	11	6.88
MEDIAN BARRIER END	1	0.62
MEDIAN BARRIER FACE	2	1.25
MOVABLE OBJECT	8	5.00
OFFICIAL HIGHWAY SIGN BREAKAWAY	3	1.88
OFFICIAL HIGHWAY SIGN NON-BREAKAWAY	5	3.12
OTHER FIXED OBJECT	9	5.62
PARKED MOTOR VEHICLE	7	4.38
PEDALCYCLIST	11	6.88
PEDESTRIAN	21	13.12
PIER ON SHOULDER OF UNDERPASS	2	1.25
TRAFFIC ISLAND CURB OR MEDIAN	6	3.75
TREE	18	11.25

Vehicle Type Summary

Vehicle Type	Number Involved	Percent of Total
COMMERCIAL BUS	5	0.32
LIGHT TRUCK (MINI-VAN, PANEL)	24	1.53
MOPED	3	0.19
MOTOR HOME/RECREATIONAL VEHICLE	1	0.06
MOTOR SCOOTER OR MOTOR BIKE	3	0.19
MOTORCYCLE	9	0.58
OTHER	1	0.06
PASSENGER CAR	1000	63.94

**North Carolina Department of Transportation
Traffic Engineering Accident Analysis System
Strip Analysis Report**

Vehicle Type	Number Involved	Percent of Total
PEDALCYCLE	6	0.38
PEDESTRIAN	13	0.83
PICKUP	118	7.54
POLICE	8	0.51
SCHOOL BUS	4	0.26
SINGLE UNIT TRUCK (2-AXLE, 6-TIRE)	14	0.90
SINGLE UNIT TRUCK (3 OR MORE AXLES)	6	0.38
SPORT UTILITY	238	15.22
TAXICAB	2	0.13
TRACTOR/SEMI-TRAILER	6	0.38
TRUCK/TRAILER	10	0.64
UNKNOWN	24	1.53
UNKNOWN HEAVY TRUCK	4	0.26
VAN	65	4.16

**North Carolina Department of Transportation
Traffic Engineering Accident Analysis System
Strip Analysis Report**

Yearly Totals Summary

Accident Totals

Year	Total Accidents	Fatal Accidents	Injury Accidents	Property Damage Only Accidents
2008	6	1	1	4
2009	84	0	28	56
2010	82	0	29	53
2011	69	0	22	47
2012	77	1	20	56
2013	82	0	31	51
2014	53	0	16	37
2015	82	0	32	50
2016	82	0	25	57
2017	92	0	25	67
2018	78	1	25	52
Total	787	3	254	530

Injury Totals

Year	Fatal Injuries	Class A, B, or C Injuries
2008	1	3
2009	0	34
2010	0	40
2011	0	29
2012	1	32
2013	0	47
2014	0	18
2015	0	42
2016	0	34
2017	0	32
2018	1	38
Total	3	349

Miscellaneous Totals

Year	Property Damage	EPDO Index
2008	\$ 28500	89.20
2009	\$ 340050	291.20

**North Carolina Department of Transportation
Traffic Engineering Accident Analysis System
Strip Analysis Report**

Year	Property Damage	EPDO Index
2010	\$ 319210	365.00
2011	\$ 310050	368.60
2012	\$ 312411	300.80
2013	\$ 374586	311.40
2014	\$ 218040	171.40
2015	\$ 424150	318.80
2016	\$ 330100	267.00
2017	\$ 424570	413.80
2018	\$ 350050	475.60
Total	\$ 3431717	3372.80

Type of Accident Totals

Year	Left Turn	Right Turn	Rear End	Run Off Road &		Angle	Side Swipe	Other
				Fixed Object	Other			
2008	1	0	1	1	2	0	1	
2009	11	2	37	6	6	12	10	
2010	9	0	34	9	8	7	15	
2011	10	0	33	2	5	11	8	
2012	12	2	39	4	4	8	8	
2013	9	0	44	7	3	5	14	
2014	8	0	22	6	3	11	3	
2015	9	3	39	7	7	7	10	
2016	7	3	40	7	6	10	9	
2017	8	1	52	5	7	9	10	
2018	4	5	44	6	2	7	10	
Total	88	16	385	60	53	87	98	

**North Carolina Department of Transportation
Traffic Engineering Accident Analysis System
Strip Analysis Report**

Strip Diagram

Features	Milepost	Crash IDs
SR 1107 SR 1937 FAYETTEVILLE OLD	10.29	102491636 102978413 103039402 103371109
FAYETTEVILLE		103411943 103435440 103524660 103550264
		103658179 103665724 103687179 103817899
		103880646 104206728 104232450 104380677
		104406814 104504611 104547132 104684168
		104824761 105211680 105227825 105249935
		105424192 104357516 104723372
	10.30	102978390 105253724
	10.31	105034231 102955855 105121213
	10.32	104493570 104976435
	10.33	103087379
	10.34	
	10.35	
	10.36	103803091
	10.37	
	10.38	
	10.39	105211668
	10.40	
	10.41	
	10.42	
	10.43	
	10.44	
	10.45	
	10.46	
	10.47	
	10.48	
	10.49	103648836 105696917
	10.50	
	10.51	
	10.52	
	10.53	
	10.54	
	10.55	
	10.56	
	10.57	
	10.58	103616873 103664574
	10.59	104938543 102722330 102812337 103546172
		104206746 105523092
SR 1010 MAIN	10.60	103555900 103149064 103025373 104088390
		102518490 102607937 102612290 102650340
		102825131 102942841 103271231 103283156

**North Carolina Department of Transportation
Traffic Engineering Accident Analysis System
Strip Analysis Report**

Features	Milepost	Crash IDs
		103314082 103364735 103472549 103528577
		103965782 103726595 103772677 103913144
		104317763 104370542 104627984 104650492
		104703105 104832877 104844298 104845240
		104885827 105079983 105083112 105082271
		105121215 105223487 105533475 105535337
		105714978 103528574 105080101 105696913
	10.61	103160463 103566424
	10.62	103810582 104638176 104703534 105533705
		102738342
	10.63	102494410
	10.64	103367053
	10.65	103953631 102737909
	10.66	104469513 104885530
	10.67	
	10.68	
	10.69	105266518
	10.70	
	10.71	
	10.72	
	10.73	
	10.74	
	10.75	
	10.76	
	10.77	104012519 104738139 105605666
	10.78	
	10.79	
	10.80	
	10.81	
	10.82	
	10.83	
	10.84	
	10.85	105519601
	10.86	
	10.87	105270100
	10.88	103735301
	10.89	
	10.90	
	10.91	102589577
	10.92	
	10.93	104232458
	10.94	103256096
	10.95	105223519

**North Carolina Department of Transportation
Traffic Engineering Accident Analysis System
Strip Analysis Report**

Features	Milepost	Crash IDs
	10.96	103942578
POPLAR	10.97	105223486 104480074 103575124 102543334 102799876 102883083 103619964 103888551 104126656 104166267 103500440 103516225 102843120 105197182
	10.98	105559195 104421412
	10.99	
	11.00	
	11.01	104716766
	11.02	
	11.03	
	11.04	
	11.05	
	11.06	
	11.07	
	11.08	
	11.09	105082035
	11.10	
	11.11	
	11.12	104446752
	11.13	
	11.14	104085529
INCORRECT MP POPLAR	11.15	
	11.16	
	11.17	
	11.18	
	11.19	104932793
	11.20	103874714
OLEANDER	11.21	102746827 103026591 103998803 104263120 105516474 105418780
	11.22	
	11.23	
	11.24	
	11.25	
	11.26	
	11.27	
	11.28	
	11.29	
	11.30	
	11.31	
	11.32	
	11.33	
	11.34	
	11.35	

**North Carolina Department of Transportation
Traffic Engineering Accident Analysis System
Strip Analysis Report**

Features	Milepost	Crash IDs
	11.36	
	11.37	105418781
	11.38	
	11.39	
	11.40	
	11.41	
	11.42	
	11.43	
	11.44	103905743
	11.45	
	11.46	
	11.47	
	11.48	
	11.49	
	11.50	
	11.51	
	11.52	105363106
	11.53	105663428
SR 1005 JONES FERRY Structure:670048	11.54	102738572 102909972 103026608 103053849 103197224 103486142 103487880 103650327 103797997 103822572 104022741 104054551 104063816 104355616 104639864 104659970 104731900 105126655 105126672 105223480 105607336 105647869
	11.55	
	11.56	
	11.57	
	11.58	
	11.59	
	11.60	
	11.61	
	11.62	
	11.63	103344325
	11.64	105533682
	11.65	
	11.66	
	11.67	
	11.68	
	11.69	
	11.70	102707244
	11.71	103020576
	11.72	
	11.73	
	11.74	

**North Carolina Department of Transportation
Traffic Engineering Accident Analysis System
Strip Analysis Report**

Features	Milepost	Crash IDs
	11.75	
	11.76	
	11.77	103141872
	11.78	
	11.79	104945701
	11.80	
	11.81	
	11.82	104525040
	11.83	
	11.84	
	11.85	
	11.86	103104039
	11.87	
	11.88	103519640
	11.89	103076889
BROOK	11.90	102615412 103461201 103519891 103615976 104315727 104386032 104749996 105211665 105423890 105689338 104578159 104724663 103129169
	11.91	103278841
	11.92	103505910
	11.93	
	11.94	102783095 103026056
	11.95	104705883 105463324 102842897 105712577
	11.96	105590868
	11.97	
	11.98	105424773
	11.99	
	12.00	
	12.01	
	12.02	
	12.03	
	12.04	103917376 104233149 105516467
WALDEN	12.05	103632831
	12.06	
	12.07	105076580
	12.08	
	12.09	
	12.10	104738679
	12.11	
	12.12	
	12.13	
INCORRECT MP WALDEN	12.14	104012245

**North Carolina Department of Transportation
Traffic Engineering Accident Analysis System
Strip Analysis Report**

Features	Milepost	Crash IDs
	12.15	
	12.16	104436702 104571633 104563706
	12.17	
ABBEY	12.18	104381088 103042121 103905117 103973293 104997569 105211673
	12.19	105559194 103357866 102703142 103618413
	12.20	105249976
	12.21	
	12.22	
	12.23	
	12.24	105266531
	12.25	102832987
	12.26	
	12.27	103033015 103492781 104852672
	12.28	103952675
	12.29	
	12.30	
	12.31	
	12.32	
	12.33	
	12.34	
	12.35	
	12.36	
SR 1919 GREENSBORO SMITH LEVEL Structure:670062	12.37	102491458 102530174 102541301 102607499 102619473 102649639 102663487 102679715 102695967 102706817 102822885 102823056 102893181 102925259 102945506 102964792 102962838 103100838 103133714 103154615 103238900 103240357 103348426 103329700 103340449 103388008 103406421 103471867 103666222 103882461 103905261 103913171 103950145 104001322 104121953 104163365 104183542 104218937 104219417 104229110 104243515 104402538 104509960 104587148 104740358 104820650 104844299 104854672 104945722 105041347 105126654 105249970 105270099 105286970 105277824 105418776 105349937 105463566 105518406 105533683 105559197 105663432 105673395 105516468
	12.38	
	12.39	103061246
	12.40	103357250
	12.41	

**North Carolina Department of Transportation
Traffic Engineering Accident Analysis System
Strip Analysis Report**

Features	Milepost	Crash IDs
	12.42	102721886
	12.43	
	12.44	
	12.45	
	12.46	
	12.47	102652397
	12.48	102613155
	12.49	
	12.50	105516472
	12.51	
	12.52	
	12.53	
	12.54	
	12.55	
	12.56	
	12.57	102529022
	12.58	
	12.59	
MERRIT MILL OFF RAMP	12.60	102486410 102556032 102587303 102607687 102726338 102739663 102842890 103164713 103162882 103176994 103211680 103387390 103628518 103973458 103973111 104433901 104576023 104975677 105258266 104334247
	12.61	
	12.62	
	12.63	103714740
	12.64	103996493
	12.65	
	12.66	105117149
	12.67	104047244
	12.68	
	12.69	
	12.70	102560291 102626864 104368810
	12.71	102940328 103174348 103496107 104333752
	12.72	103232901 103628508 104357861
	12.73	
	12.74	103068909
	12.75	104047261
	12.76	
	12.77	104534849
	12.78	103853598 103916347
	12.79	102508036 103554218 104960370
	12.80	104416438 103251350 103350908 104742440

**North Carolina Department of Transportation
Traffic Engineering Accident Analysis System
Strip Analysis Report**

Features	Milepost	Crash IDs
		104792886 105117145 105695768
EDWARD	12.81	104433898 105001622 105109954 102738078
	12.82	104168409 105714108
	12.83	105411857
	12.84	
	12.85	102705980
	12.86	
	12.87	103735634
	12.88	
	12.89	
	12.90	103142995
	12.91	
	12.92	104641702
	12.93	
	12.94	
	12.95	
	12.96	
	12.97	
	12.98	
	12.99	
	13.00	
	13.01	102945402
	13.02	
	13.03	
	13.04	
	13.05	
	13.06	104573027
	13.07	105296204
	13.08	
	13.09	
	13.10	102636916 103847203
	13.11	102788285
	13.12	
	13.13	102491270
	13.14	
	13.15	104868345
	13.16	
	13.17	
	13.18	
	13.19	
	13.20	104761810
	13.21	
	13.22	
	13.23	102488340 103592457

**North Carolina Department of Transportation
Traffic Engineering Accident Analysis System
Strip Analysis Report**

Features	Milepost	Crash IDs
	13.24	105539539
	13.25	
	13.26	
	13.27	
	13.28	
	13.29	
	13.30	
	13.31	
	13.32	
	13.33	102581988
	13.34	
	13.35	103470129
	13.36	
	13.37	
	13.38	
	13.39	
	13.40	103062754
	13.41	
	13.42	
US 15 US 501 US 15 SB COUPLET NC	13.43	102509187 102541548 102551089 102595864
86 COLUMBIA Structure:670005		102618312 102628457 102636131 102660011
		102669293 102670120 102675763 102680870
		102683465 102724359 102762350 102766185
		102780369 102804704 102805972 102823200
		102823205 102835636 102835010 102851965
		102851966 102855930 102869093 102890373
		102908282 102912859 102913775 102997402
		103039434 103059438 103108840 103142244
		103213839 103193466 103216421 103219180
		103223267 103226158 103310669 103358396
		103382675 103405881 103418050 103472837
		103483524 103509607 103520552 103549522
		103548404 103579820 103598444 103608939
		103611424 103665887 103676830 103707117
		103811096 103828011 103818690 103873512
		103916349 103916420 103940661 103953605
		103961754 103982742 103985013 103997605
		104017421 104020929 104120648 104441055
		104230415 104232393 104256741 104297736
		104297738 104334257 104367829 104355622
		104368814 104403073 104409761 104442323
		104450265 104496284 104496294 104518629
		104534851 104540532 104602060 104628334

**North Carolina Department of Transportation
Traffic Engineering Accident Analysis System
Strip Analysis Report**

Features	Milepost	Crash IDs
		104686190 104711047 104724686 104734714
		104764353 104775936 104816430 104916229
		104991079 105044287 105052101 105076616
		105082524 105099304 105109952 105122249
		105156328 105170299 105197332 105197333
		105223141 105223128 105236011 105258269
		105311501 105351881 105349941 105444355
		105439911 105445506 105568683 105584999
		105605106 105605069 105607967
	13.44	103788612
	13.45	
	13.46	
	13.47	
	13.48	
	13.49	
	13.50	
	13.51	
	13.52	104945695
	13.53	
	13.54	
	13.55	
	13.56	
	13.57	
	13.58	
	13.59	
	13.60	103432262 103641180
	13.61	102794365
	13.62	
	13.63	
	13.64	
	13.65	
	13.66	
	13.67	104333652
	13.68	
	13.69	104399657 104567836
	13.70	105310539
	13.71	103993858 104438958
WINTER	13.72	
	13.73	102888096
	13.74	103479162
	13.75	
	13.76	
	13.77	102652931

**North Carolina Department of Transportation
Traffic Engineering Accident Analysis System
Strip Analysis Report**

Features	Milepost	Crash IDs
	13.78	
	13.79	103291195
	13.80	105117151
	13.81	104723829
	13.82	
	13.83	103343800 104068209
	13.84	103241365
MORGAN CREEK	13.85	103096431 103435185 104499402 105205122 105449033 105487549 105150828
	13.86	
	13.87	102764796
	13.88	
	13.89	105015216
	13.90	105076521 103042138
	13.91	
	13.92	
	13.93	103746985
	13.94	
	13.95	103973452 104698613 102587313 103012788
	13.96	
	13.97	
	13.98	103081012
	13.99	
	14.00	
	14.01	
	14.02	102704464 104761799
	14.03	105399745
	14.04	
	14.05	
	14.06	105076525
	14.07	105076517
	14.08	
	14.09	102820890
	14.10	104579616
	14.11	103415880 103272880
SR 1910 OTEYS	14.12	102510282 102799891 103274781 103415889 104364267 105166032 102557088 102815477 103761847 103666915 103037082 102596001 102872873 103657395 103756689
	14.13	
	14.14	
	14.15	102597345 104378494
	14.16	104377307

**North Carolina Department of Transportation
Traffic Engineering Accident Analysis System
Strip Analysis Report**

Features	Milepost	Crash IDs
	14.17	104355692 102826847
	14.18	103451486
	14.19	103746928
	14.20	
	14.21	104924608
	14.22	102834296
	14.23	
	14.24	104358496
	14.25	105366119 102763000
	14.26	
	14.27	
	14.28	
	14.29	104936952 105364823 104377518 105705083
	14.30	105454863
	14.31	103002402 103162030 104357864 104355967
	14.32	102807531 103232912
KING MILL	14.33	102514934 102799982 102967980 103440001 103617291 104628684 104932293 105083043 105117144 105538920 105618767 105649200 102966352 104231064 104232386 103617282 105349910
	14.34	103440023 104737325 103250113
	14.35	102672137 103733615 104901649
	14.36	105278683 104585714 103911808 103907820 103907809 105688629
	14.37	104534844 105366755 104399656
	14.38	104984810 102972969 104579614 104967381 103239546 105328907
	14.39	104975675
	14.40	103844901 104940318
	14.41	103308519 105366753
SR 1904 MASON FARM	14.42	102537816 103062772 103248160 104534854 105319158 105431681 104579613 105705212 103856211 103982905
	14.43	102854606 104698615 104898671 105491236 105491235 105619506
	14.44	102551146
	14.45	105487548
	14.46	103427748
	14.47	104388624
	14.48	104698912 105098465
	14.49	104940881

**North Carolina Department of Transportation
Traffic Engineering Accident Analysis System
Strip Analysis Report**

Features	Milepost	Crash IDs		
	14.50	102675646	102781303	103907810
	14.51			
	14.52			
	14.53	102946306	103755209	104734720 105647291
	14.54	104941386	103461207	
	14.55			
	14.56	104892401	105672876	
	14.57	105030084		
	14.58	104355650	105250529	105485958 103665906 102705775
	14.59	103974252		
	14.60	104420314		
	14.61	102869198		
	14.62	105383101	103714984	104336106 104868512
	14.63	102759022	103704028	104969622
	14.64	104741321	105472973	102595111 103446916 105236009 105698292 105023155
	14.65	103077806	103251310	103886154 104499405 103997579 104513847 104356981
	14.66	103326364	102510286	102805039 102932874 103250114 103746219 103751446 103801169 105359892 104628344 105593598 104662181 103219010 103462732 103665914 105258397 105565011 104975672 105101964 105256426 105674197
	14.67	105064908	103471819	104392992 104531426 105320379 105556807 103179185 103217114 103489752 105170322 103853599 105487546 102607426 103708187 105564980 103279107 105223394 104048409 104062717 105056666 102589291 103310660 103350412 103510025 103684146 103922636 105294569 105713668
SR 1902 MANNING	14.68	102499739	102513549	102526501 102678813 102697924 102728660 102730853 102730862 102855499 102828694 102988003 102986451 103037395 104450261 103108441 104450260 103381967 103390788 103481374 103622768 103665891 103685429 104394065 103807764 103874710 103888522 103925642 104021456 104019670 104047260 104150010 104135930 104421987 104471811 104726601 104693056

**North Carolina Department of Transportation
Traffic Engineering Accident Analysis System
Strip Analysis Report**

Features	Milepost	Crash IDs
		104722527 104762874 104868333 104941034
		104975673 104955138 105056738 105445122

**North Carolina Department of Transportation
Traffic Engineering Accident Analysis System
Strip Analysis Report**

Study Criteria

Study Name	Log No.	PH No.	TIP No.	K/A Cf.	B/C Cf.	ADT	ADT Route
NC54CORRIDOR				76.8	8.4	33400	30000054

Request Date	Courier Service	Phone No.	Ext.	Fax No.

County			Municipality						
Name	Code	Div.	Name	Code	Y-Line Ft.	Begin Date	End Date	Years	
ORANGE	68	7	All and Rural		300	12/01/2008	11/30/2018	10.00	

Location Text	Requestor
NC 54 from SR 1107/SR 1937 (Old Fayetteville Road) to SR 1902 (Manning Drive)	

Included Accidents	Old MP	New MP	Type
104206746		10.591	I
103472549		10.6	I
104703534		10.619	I
103616873		10.581	I
102955855		10.309	I
102812337		10.591	I
102722330		10.591	I
102494410		10.628	I
105082271		10.6	I
103810582		10.619	I
105605666		10.77	I
103367053		10.64	I
103197224		11.54	I
102738342		10.62	I
104738139		10.77	I
104012519		10.77	I
103735301		10.878	I
105082035		11.091	I
102589577		10.913	I
104232458		10.925	I
103256096		10.942	I
103942578		10.961	I
105223486		10.967	I
105223519		10.95	I
104480074		10.968	I
103575124		10.969	I

**North Carolina Department of Transportation
Traffic Engineering Accident Analysis System
Strip Analysis Report**

104421412	10.98	I
104166267	10.97	I
104126656	10.97	I
103619964	10.97	I
102883083	10.97	I
102799876	10.97	I
102543334	10.97	I
103516225	10.973	I
103500440	10.973	I
105197182	10.974	I
102843120	10.974	I
105559195	10.976	I
104716766	11.008	I
104446752	11.12	I
104738679	12.1	I
102707244	11.7	I
103020576	11.71	I
102909972	11.54	I
104047261	12.75	I
103104039	11.86	I
104641702	12.92	I
104233149	12.04	I
105463324	11.946	I
103487880	11.54	I
104047244	12.666	I
103952675	12.283	I
104659970	11.54	I
105516467	12.041	I
103632831	12.05	I
102703142	12.193	I
105076580	12.069	I
103905117	12.183	I
103618413	12.193	I
104997569	12.183	I
104121953	12.366	I
102706817	12.366	I
105673395	12.366	I
105270099	12.366	I
102842897	11.953	I
104534849	12.766	I

**North Carolina Department of Transportation
Traffic Engineering Accident Analysis System
Strip Analysis Report**

104368810	12.7	I
103061246	12.39	I
103916347	12.78	I
103913171	12.366	I
102529022	12.57	I
102581988	13.326	I
105277824	12.366	I
102940328	12.71	I
102626864	12.7	I
104960370	12.79	I
105117145	12.8	I
103628508	12.72	I
104001322	12.366	I
105695768	12.8	I
104792886	12.8	I
102705980	12.85	I
103853598	12.78	I
103350908	12.8	I
105605069	13.426	I
105539539	13.24	I
104711047	13.426	I
105223141	13.426	I
104297738	13.426	I
104392992	14.666	I
105320379	14.666	I
103251350	12.8	I
103232901	12.72	I
102788285	13.113	I
102652931	13.771	I
102794365	13.606	I
102890373	13.426	I
102675763	13.426	I
103953605	13.426	I
102888096	13.726	I
103611424	13.426	I
104571633	12.16	I
102997402	13.426	I
103916349	13.426	I
103676830	13.426	I
105117151	13.796	I

**North Carolina Department of Transportation
Traffic Engineering Accident Analysis System
Strip Analysis Report**

104775936	13.426	I
102835010	13.426	I
103940661	13.426	I
104816430	13.426	I
103343800	13.826	I
103993858	13.707	I
103081012	13.981	I
105366119	14.25	I
105399745	14.029	I
103415880	14.106	I
105568683	13.426	I
104357861	12.72	I
104531426	14.666	I
105117144	14.326	I
105383101	14.616	I
105328907	14.383	I
102675646	14.501	I
104698615	14.426	I
104355650	14.576	I
104940881	14.493	I
102807531	14.316	I
104724686	13.426	I
103735634	12.866	I
105253724	10.304	I
105519601	10.85	I
105696917	10.49	I
105714108	12.825	I
103068909	12.74	I
103628518	12.6	I
102842890	12.6	I
102560291	12.7	I
103996493	12.638	I
102738078	12.81	I
105516472	12.5	I
102636916	13.1	I
103847203	13.1	I
102613155	12.483	I
102739663	12.6	I
103496107	12.71	I
104436702	12.16	I

**North Carolina Department of Transportation
Traffic Engineering Accident Analysis System
Strip Analysis Report**

102825131	10.6	I
105258269	13.426	I
105689338	11.897	I
104333752	12.71	I
105411857	12.83	I
102615412	11.897	I
105117149	12.66	I
105714978	10.6	I
105607967	13.426	I
104916229	13.426	I
105082524	13.426	I
103818690	13.426	I
103579820	13.426	I
103142995	12.896	I
102508036	12.79	I
103108840	13.426	I
104168409	12.82	I
103554218	12.79	I
103598444	13.426	I
104764353	13.426	I
104734714	13.426	I
105044287	13.426	I
103509607	13.426	I
104991079	13.426	I
102726338	12.6	I
104868345	13.146	I
102491270	13.126	I
104442323	13.426	I
105423890	11.897	I
104975677	12.6	I
105258266	12.6	I
104576023	12.6	I
104433901	12.6	I
103973458	12.6	I
103211680	12.6	I
103176994	12.6	I
102607687	12.6	I
102587303	12.6	I
102556032	12.6	I
102486410	12.6	I

**North Carolina Department of Transportation
Traffic Engineering Accident Analysis System
Strip Analysis Report**

103387390	12.6	I
103164713	12.6	I
103973111	12.6	I
103162882	12.6	I
103733615	14.346	I
104334247	12.602	I
103418050	13.426	I
102912859	13.426	I
102851966	13.426	I
102851965	13.426	I
102669293	13.426	I
105109952	13.426	I
103472837	13.426	I
103961754	13.426	I
102855930	13.426	I
102823205	13.426	I
102780369	13.426	I
103665887	13.426	I
102823200	13.426	I
103471819	14.666	I
105556807	14.666	I
104741321	14.635	I
103012788	13.946	I
102781303	14.501	I
102587313	13.946	I
105485958	14.576	I
103907810	14.501	I
102945402	13.013	I
104230415	13.426	I
105349941	13.426	I
103985013	13.426	I
102670120	13.426	I
102541548	13.426	I
104602060	13.426	I
105584999	13.426	I
105099304	13.426	I
104256741	13.426	I
104722527	14.676	I
102683465	13.426	I
102636131	13.426	I

**North Carolina Department of Transportation
Traffic Engineering Accident Analysis System
Strip Analysis Report**

103326364	14.656	I
104742440	12.8	I
104976435	10.32	I
103998803	11.207	I
103077806	14.648	I
105310539	13.696	I
105424192	10.29	I
104945695	13.516	I
105270100	10.87	I
105223487	10.6	I
105249935	10.29	I
104749996	11.897	I
104386032	11.897	I
103615976	11.897	I
103888551	10.97	I
103772677	10.6	I
105533475	10.6	I
102607937	10.6	I
104469513	10.66	I
104650492	10.6	I
104885530	10.66	I
105211665	11.897	I
105211673	12.183	I
103174348	12.71	I
103913144	10.6	I
104315727	11.897	I
102967980	14.326	I
105487549	13.846	I
103761847	14.116	I
102815477	14.116	I
102557088	14.116	I

Excluded Accidents

102556296
102678830
102709711
102742561
102792795
102820353
102941258

North Carolina Department of Transportation
Traffic Engineering Accident Analysis System
Strip Analysis Report

Excluded Accidents

102945362
102956628
102984787
102996454
103096429
103099994
103103686
103172841
103204868
103403375
103423065
103457477
103519450
103622629
103699239
103722116
103805926
103881505
103895616
103899760
104035383
104110249
104216478
104334159
104355679
104363016
104384117
104392916
104392959
104394783
104459772
104502195
104530188
104599090
104668944
104698614
104798824
104938971
105121873

**North Carolina Department of Transportation
Traffic Engineering Accident Analysis System
Strip Analysis Report**

Excluded Accidents

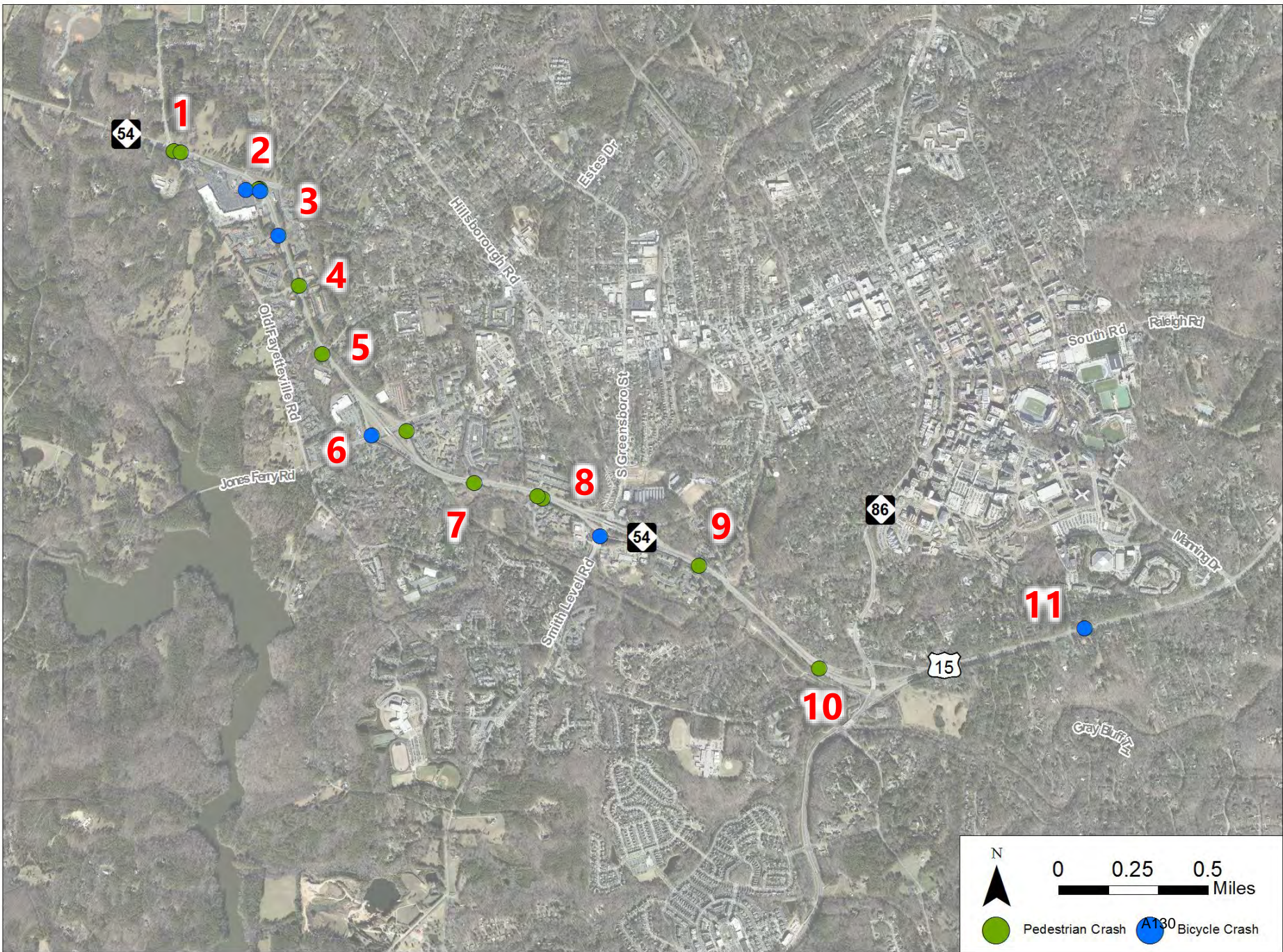
105585203
105687229
103444342

Fiche Roads

Name	Code
NC 54	30000054
US 15	20000015
US 501	20000501
FORDHAM	50010799
CHAPEL HILL	50005632
DURHAM CHAPEL HILL	50034020
US 501 SB COUPLET	20400501
NC 54 WB COUPLET	30600054

Strip Road

Name	Code	Begin MP	End MP	Miles	Kilometers
NC 54	30000054	10.290	14.676	4.386	7.059



54

1

2

3

4

5

6

7

8

9

86

11

15

10

Old Fayetteville Rd
Jones Ferry Rd

Hillsborough Rd

Estes Dr

S Greensboro St

Smith Level Rd

South Rd

Raleigh Rd

Nantong Dr

Cay Branch



0 0.25 0.5 Miles



Pedestrian Crash



Bicycle Crash

Collision Summary																							
Date	Type of Collision		Cyclist/Pedestrian Action			Intersection		Time of Day			Lighting				Weather			Severity					Total
	Bicycle	Pedestrian	Crossing Roadway	Walking in Shoulder	Cyclist Traveling Straight	Yes	No	AM Peak (7am - 10am)	PM Peak (4pm - 7pm)	Off-Peak	Dark - Lighted	Dark- Not Lighted	Dusk	Daylight	Clear	Cloudy	Rain	K: Fatal	A: Severe Injury	B: Evident Injury	C: Possible Injury	O: No Injury	
2008		1	1				1			1		1			1			1				1	
2009	1	2	2		1	2	1		1	2	2		1		2		1				2	1	3
2010		2	1	1		2		1		1				2	2				1	1			2
2011	1	1		1	1	1	1	1		1				2	1	1			1	1			2
2012		2	2			1	1			2	1	1			1		1	1			1		2
2013		1	1			1			1		1				1				1				1
2014		1		1		1				1				1	1						1		1
2015	1				1		1		1					1	1					1			1
2016		1	1			1		1						1	1					1			1
2017	2	1	1		2	1	2	1		2	1			2	1	2			1	1		1	3
2018	1				1		1			1				1						1			1
Total	6	12	9		9	10	8	4	3	11	5	2	1	10	12	4	2	2	4	6	4	2	18

Types of Collision

-  Bicyclist
-  Pedestrian
-  Wheelchair or mobility device

Crash Severity

-  Fatal Injury
-  Ambulatory Injury
-  Visible Injury
-  Non-Visible Injury
-  Property Damage Only

10/01/2010; 3:58 PM
Speed: 20; ID 102978413
 Daylight
 Crossing Roadway

7/10/2017; 12:16 AM
Speed: 45; ID 105253724
 Dark- Lighted Roadway
 Crossing Roadway


Collision Type


-  Bicyclist
-  Pedestrian
-  Wheelchair or mobility device


2017 AADT in red (XXXX)
Speed Limit: 45 mph

N

0 75 150 Feet

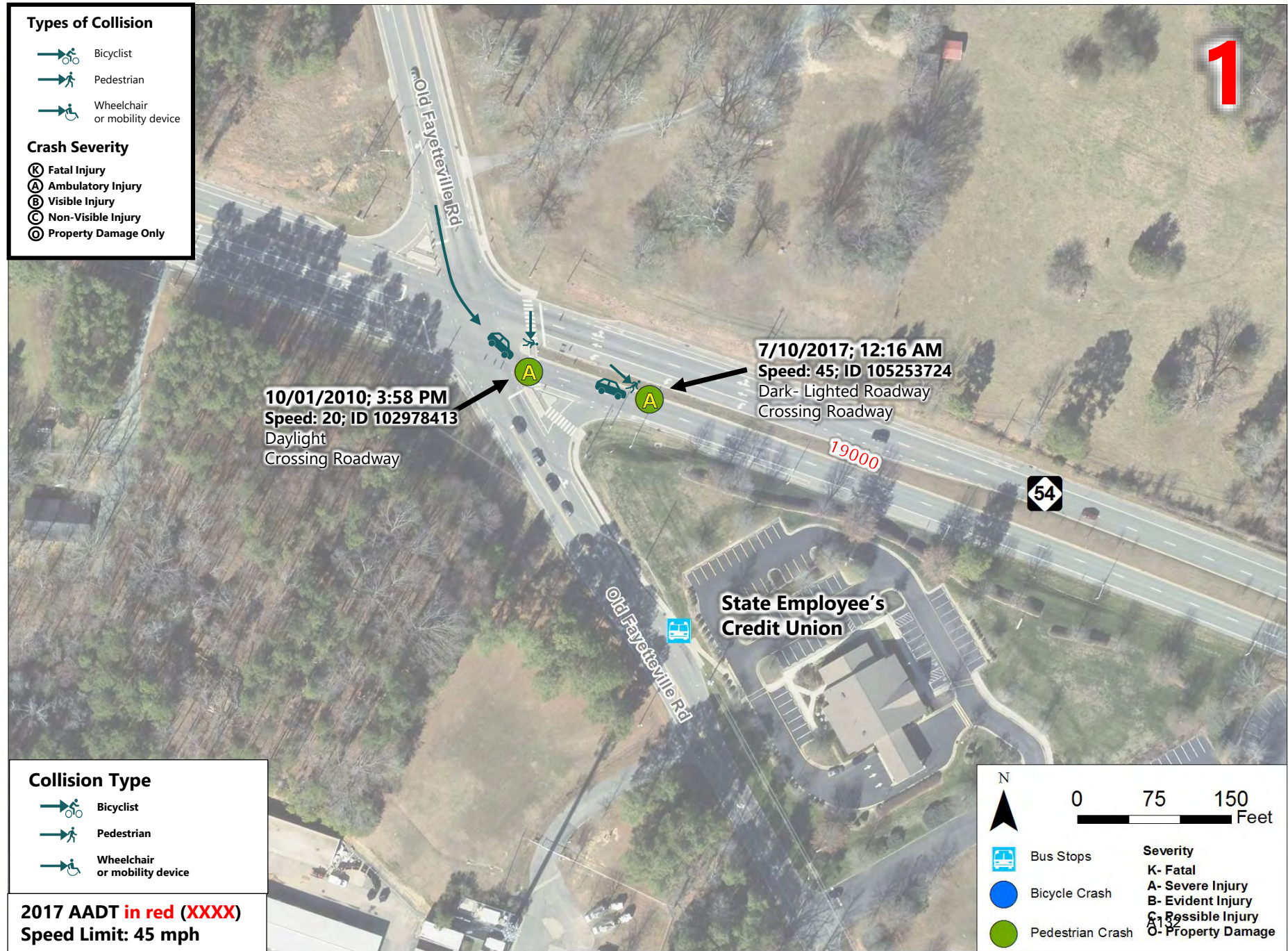
 Bus Stops

 Bicycle Crash

 Pedestrian Crash

Severity

- K- Fatal**
- A- Severe Injury**
- B- Evident Injury**
- C- Possible Injury**
- O- Property Damage**





54

19000

James St

W Main St

Carrboro Plaza

8/23/2016; 8:01 AM
Speed: 10; ID 104845240
Daylight
Crossing Roadway

1/18/2009; 7:56 PM
Speed: 4; ID 102518490
Dark- Lighted Roadway
Crossing Roadway

8/7/2017; 12:45 PM
Speed: 5; ID 105223487
Daylight
Travelling Straight Ahead

4/25/2011; 7:58 AM
Speed: 40; ID 103160463
Daylight
Traveling Straight Ahead

Collision Type

-  Bicyclist
-  Pedestrian
-  Wheelchair or mobility device

2017 AADT in red (XXXX)
Speed Limit: 45 mph



0 75 150 Feet



Bus Stops



Bicycle Crash



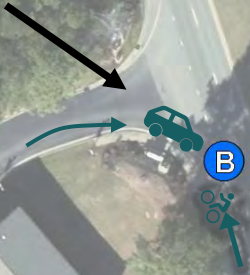
Pedestrian Crash

Severity




- K- Fatal
- A- Severe Injury
- B- Evident Injury
- C- Possible Injury
- D- Property Damage



2/11/2018; 10:05 AM
Speed: 8; ID 105605666
Daylight
Traveling Straight-
Against Traffic






Collision Type

-  Bicyclist
-  Pedestrian
-  Wheelchair or mobility device

2017 AADT in red (XXXX)
Speed Limit: 45 mph

N

0 75 150 Feet

-  Bus Stops
-  Bicycle Crash
-  Pedestrian Crash

Severity

- K- Fatal
- A- Severe Injury
- B- Evident Injury
- C- Possible Injury
- D- Property Damage



Carolina Spring Apartments

Chateau Apartments

The Crest at West End

Chateau Apartments

10/3/2012; 8:39 PM
Speed: 15; ID 103575124
Dark- Lighted Roadway
Crossing Roadway

54

54

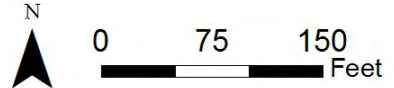
15000




19000

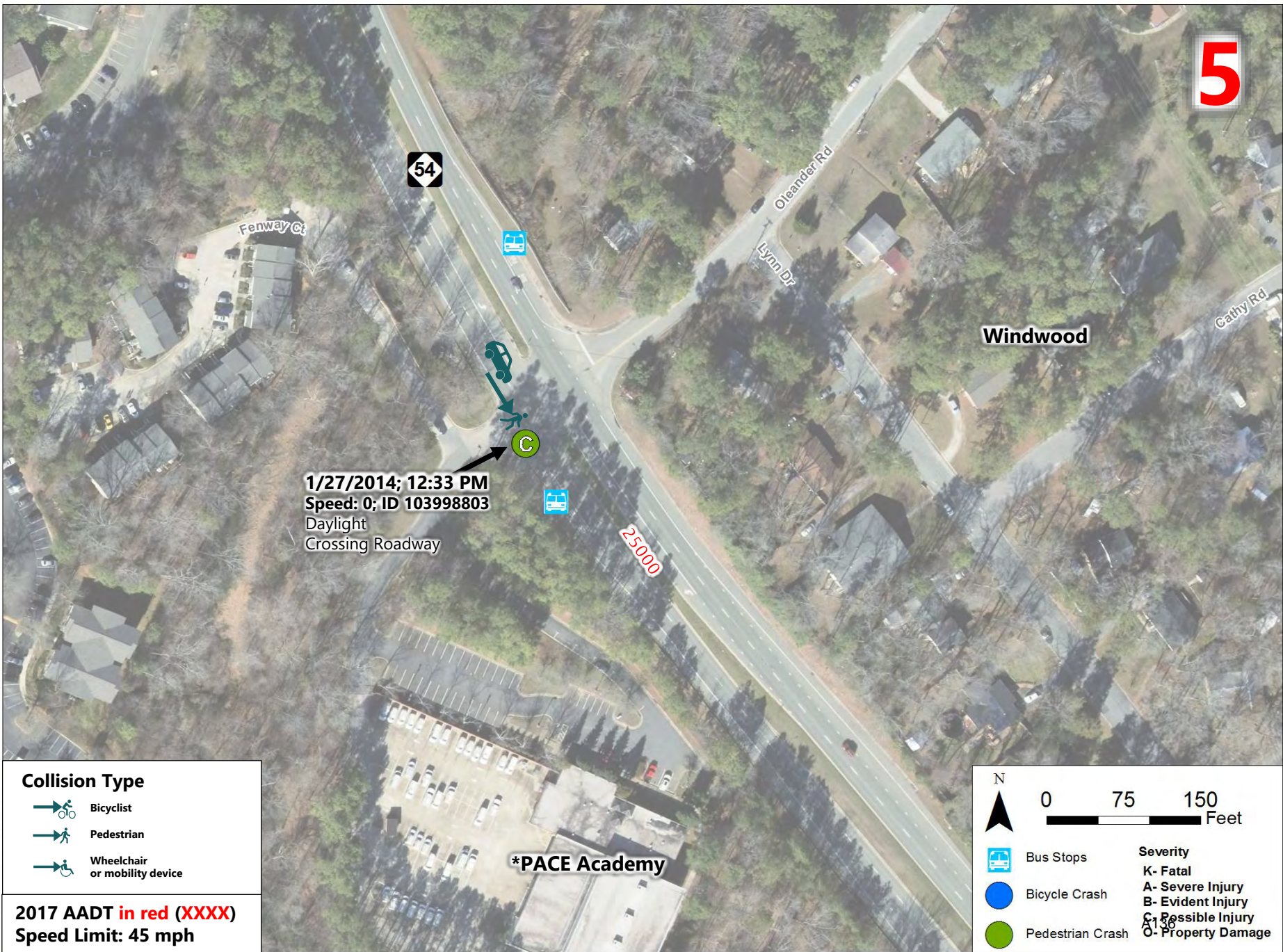
Collision Type

-  Bicyclist
-  Pedestrian
-  Wheelchair or mobility device

2017 AADT in red (XXXX)
Speed Limit: 45 mph



-  Bus Stops
 -  Bicycle Crash
 -  Pedestrian Crash
- Severity**
- K- Fatal
 - A- Severe Injury
 - B- Evident Injury
 - C- Possible Injury
 - D- Property Damage



1/27/2014; 12:33 PM
 Speed: 0; ID 103998803
 Daylight
 Crossing Roadway

Collision Type

	Bicyclist
	Pedestrian
	Wheelchair or mobility device

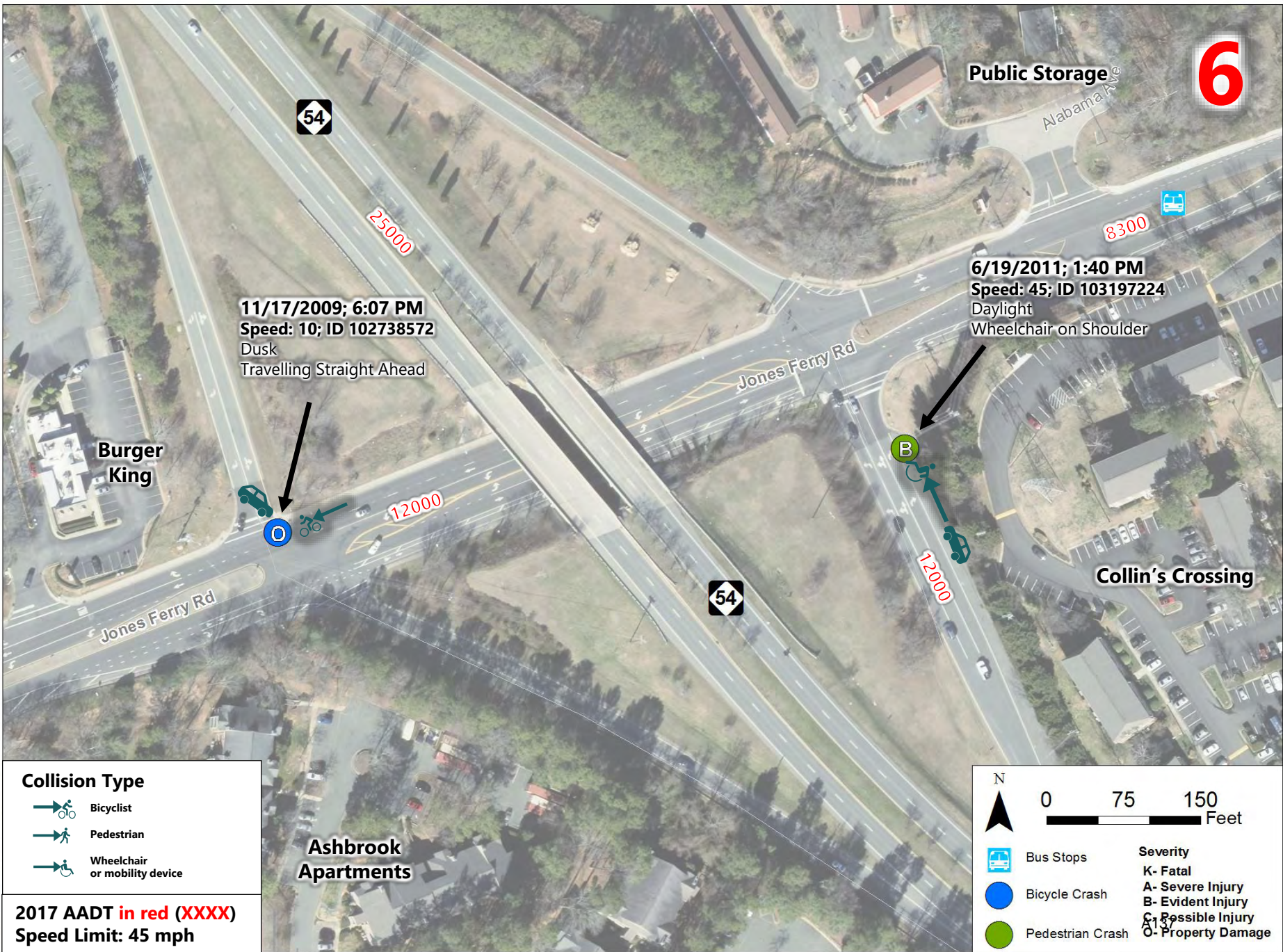
2017 AADT in red (XXXX)
Speed Limit: 45 mph

N

0 75 150 Feet

	Bus Stops	Severity
	Bicycle Crash	K- Fatal
	Pedestrian Crash	A- Severe Injury
		B- Evident Injury
		C- Possible Injury
		O- Property Damage

***PACE Academy**



11/17/2009; 6:07 PM
Speed: 10; ID 102738572
 Dusk
 Travelling Straight Ahead


6/19/2011; 1:40 PM
Speed: 45; ID 103197224
 Daylight
 Wheelchair on Shoulder

Collision Type


-  Bicyclist
-  Pedestrian
-  Wheelchair or mobility device

2017 AADT in red (XXXX)
Speed Limit: 45 mph

N






0 75 150 Feet



Severity

- K- Fatal**
- A- Severe Injury**
- B- Evident Injury**
- C- Possible Injury**
- O- Property Damage**

-  Bus Stops
-  Bicycle Crash
-  Pedestrian Crash

Carolina Apartments

Royal Park

Walden Dr

12/06/2010; 7:31 AM
Speed: 5; ID 103042121
Daylight
Walking in Bus Lane

54

34000

Westbrook Dr



7/21/2012; 10:23 PM
Speed: 35; ID 103505910
Dark- Not Lighted
Crossing Roadway

12/16/2013; 6:36 PM
Speed: 45; ID 103973293
Dark- Lighted Roadway
Crossing Roadway

Canterbury Townhomes

Marlowe Ct

Coleridge Ct

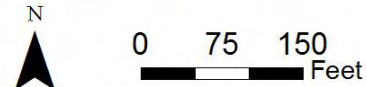
Abbey Rd



Collision Type

- Bicyclist
- Pedestrian
- Wheelchair or mobility device

2017 AADT in red (XXXX)
Speed Limit: 45 mph




- Bus Stops
 - Bicycle Crash
 - Pedestrian Crash
- Severity**
- K- Fatal
 - A- Severe Injury
 - B- Evident Injury
 - C- Possible Injury
 - O- Property Damage

Rocky Brook
Mobile Home Park

Royal Park
Roberts St

Carrboro Public
Works Department


5/26/2017; 8:23 AM
Speed: 10; ID 105126654
Daylight
Travelling Straight Ahead






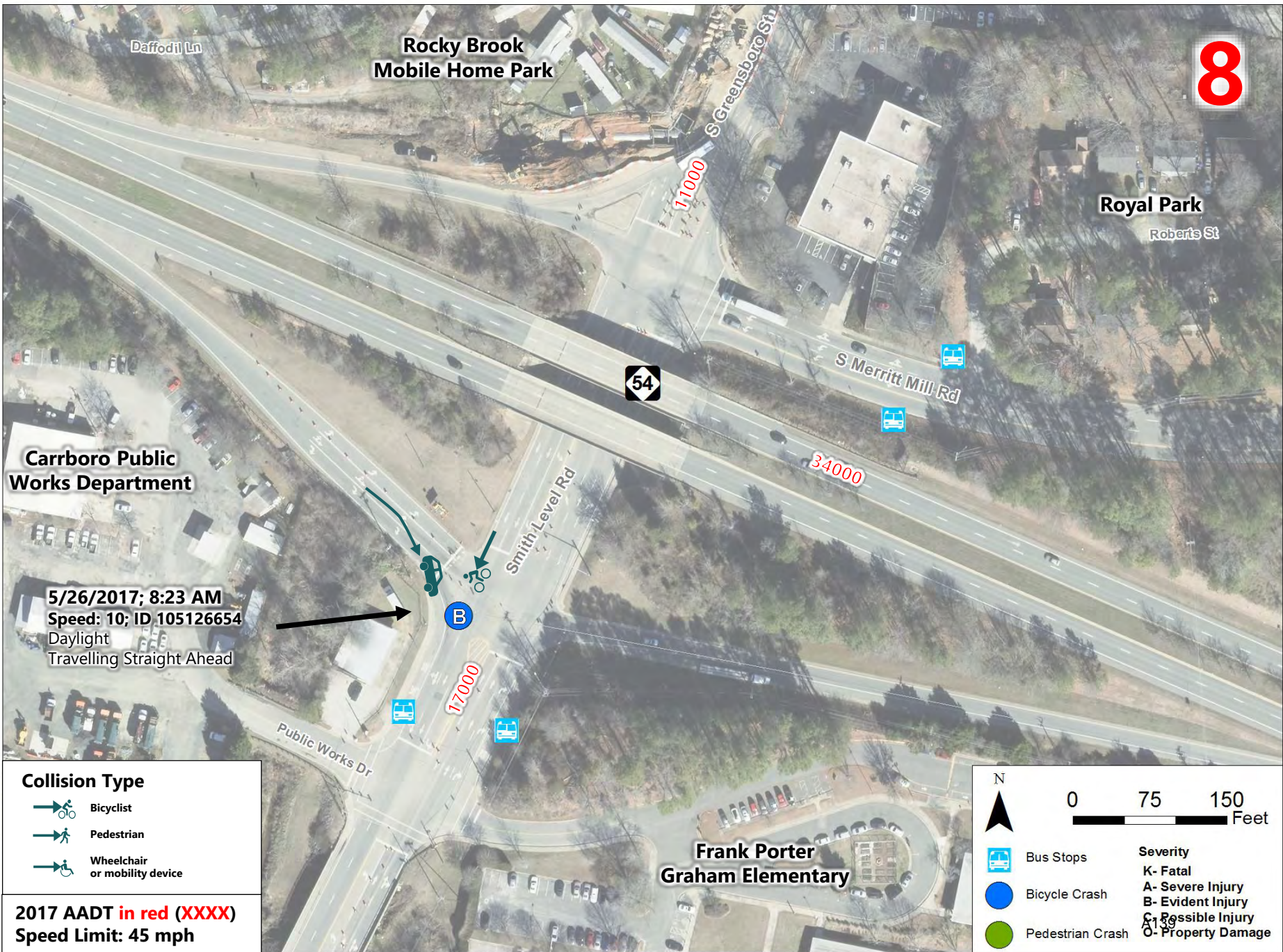
Collision Type

-  Bicyclist
-  Pedestrian
-  Wheelchair or mobility device

2017 AADT in red (XXXX)
Speed Limit: 45 mph



-  Bus Stops
 -  Bicycle Crash
 -  Pedestrian Crash
- Severity**
- K- Fatal
 - A- Severe Injury
 - B- Evident Injury
 - C- Possible Injury
 - O- Property Damage



54

Laurel Ridge Apartments




3,400



3/15/2009; 10:03 PM
 Speed: 40; ID 102560291
 Dark- Lighted Roadway
 Crossing Roadway

Kingswood Apartments




Collision Type

-  Bicyclist
-  Pedestrian
-  Wheelchair or mobility device

2017 AADT in red (XXXX)
 Speed Limit: 45 mph

N

0 75 150 Feet

-  Bus Stops
-  Bicycle Crash
-  Pedestrian Crash

Severity

- K- Fatal
- A- Severe Injury
- B- Evident Injury
- C- Possible Injury
- O- Property Damage

54

33000

12/11/2008; 10:33 PM
Speed: 41; ID 102488340
Dark- Not Lighted
Crossing Roadway


Morgan Creek
Trail

Collision Type


-  Bicyclist
-  Pedestrian
-  Wheelchair or mobility device


2017 AADT in red (XXXX)
Speed Limit: 45 mph


N




0 75 150 Feet



 Bus Stops

 Bicycle Crash

 Pedestrian Crash

Severity
K- Fatal
A- Severe Injury
B- Evident Injury
C- Possible Injury
O- Property Damage



5/12/2015; 5:06 PM
Speed: 45; ID 104378494
Daylight
Travelling Straight Ahead

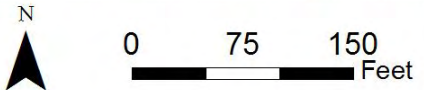
45000




15

Collision Type

-  Bicyclist
-  Pedestrian
-  Wheelchair or mobility device

2017 AADT in red (XXXX)
Speed Limit: 45 mph



-  Bus Stops
 -  Bicycle Crash
 -  Pedestrian Crash
- Severity**
- K- Fatal
 - A- Severe Injury
 - B- Evident Injury
 - C- Possible Injury
 - O- Property Damage