
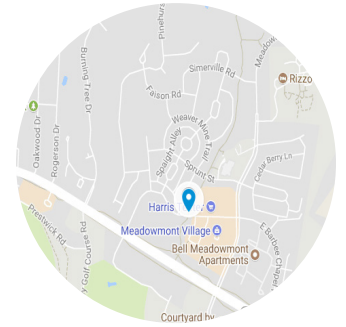


Meadowmont



Pedestrian Counts Semi-Annual Summary 8/15/17-2/15/18

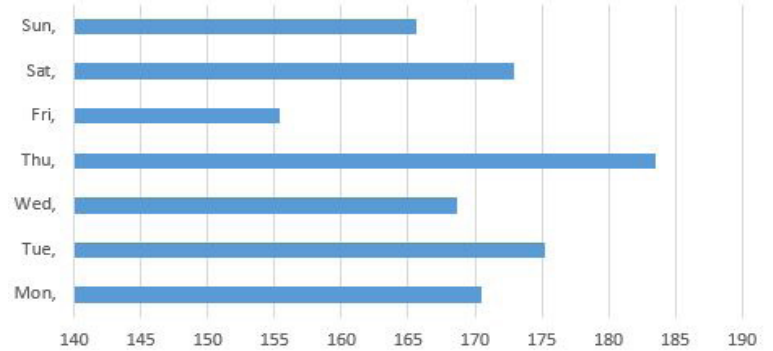
The Meadowmont Greenway connects Rashkis Elementary School with the rest of the Meadowmont community and ends at US 54.



Daily Heat Chart

Hour	Mon	Tues	Wed	Thurs	Fri	Sat	Sun	Avg
0	0.00	0.00	0.00	0.07	0.04	0.04	0.00	0.02
1	0.00	0.00	0.00	0.07	0.04	0.04	0.15	0.04
2	0.00	0.00	0.04	0.00	0.00	0.04	0.23	0.04
3	0.04	0.00	0.00	0.00	0.04	0.04	0.00	0.02
4	1.00	1.30	0.81	0.81	1.00	0.27	0.15	0.76
5	1.54	1.48	1.52	2.22	1.88	0.81	0.38	1.41
6	5.31	7.63	6.15	6.59	4.54	2.85	1.65	4.96
7	10.50	12.41	12.48	11.22	11.00	7.69	8.00	10.47
8	11.62	10.15	11.56	11.74	11.54	20.96	13.12	12.95
9	16.35	12.37	12.74	11.59	14.27	22.19	19.54	15.58
10	11.88	11.59	13.30	10.89	12.69	17.96	15.15	13.35
11	12.23	10.81	10.56	10.74	11.88	13.04	15.00	12.04
12	16.69	16.63	15.07	16.11	14.92	11.69	13.69	14.97
13	11.46	13.26	11.85	14.33	12.65	13.23	10.50	12.47
14	10.23	11.11	14.41	12.48	11.73	12.73	13.73	12.35
15	11.12	12.26	11.00	11.30	10.19	14.50	12.81	11.88
16	14.62	14.56	11.70	13.26	11.54	13.35	16.50	13.65
17	16.42	18.70	15.78	17.59	11.12	10.19	12.00	14.54
18	12.12	13.48	12.48	23.26	8.35	6.69	7.23	11.94
19	4.77	4.85	5.00	6.74	4.46	3.58	4.31	4.82
20	1.69	1.52	1.19	1.30	0.77	0.54	0.92	1.13
21	0.62	0.67	0.56	0.96	0.58	0.19	0.27	0.55
22	0.27	0.44	0.48	0.22	0.19	0.27	0.31	0.31
23	0.04	0.00	0.00	0.04	0.00	0.04	0.00	0.02
Avg	7.10	7.30	7.03	7.65	6.48	7.21	6.90	7.09

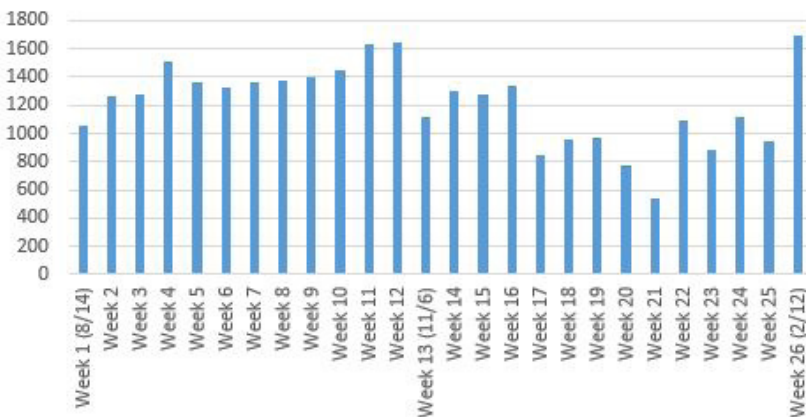
Daily Pedestrian Count



Monthly Pedestrian Count



Weekly Pedestrian Count



Key Pedestrian Takeaways

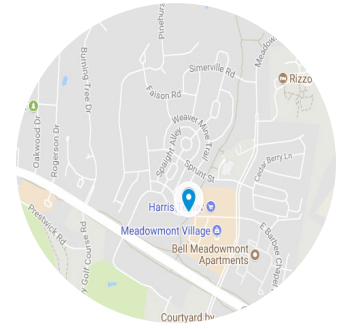
Contents	
Max Day of the Week	Thursday
Daily Average	170
Average Workday Traffic	171
Average Weekend Traffic	169
Weekly Average	1,212
Monthly Average	5,252

Meadowmont



Bicycle Counts Semi-Annual Summary 8/15/17-2/15/18

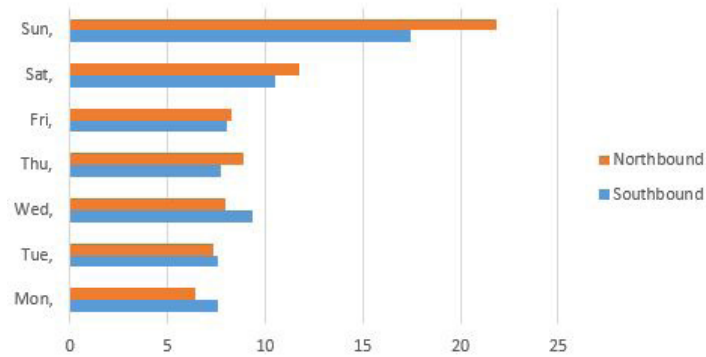
The Meadowmont Greenway connects Rashkis Elementary School with the rest of the Meadowmont community and ends at US 54.



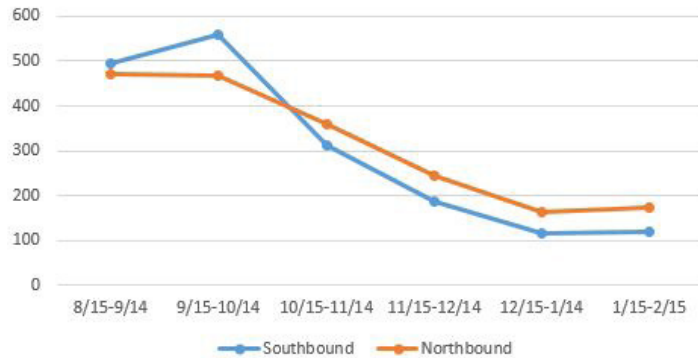
Daily Heat Chart

Hour	Mon		Tues		Wed		Thurs		Fri		Sat		Sun		Avg
	South	North	South	North	South	North	South	North	South	North	South	North	South	North	
0	0.00	0.00	0.00	0.00	0.00	0.00	0.00	0.00	0.00	0.00	0.00	0.00	0.00	0.00	0.00
1	0.00	0.00	0.00	0.00	0.00	0.00	0.00	0.00	0.00	0.00	0.00	0.00	0.00	0.00	0.00
2	0.00	0.00	0.00	0.00	0.00	0.11	0.00	0.00	0.00	0.00	0.00	0.00	0.00	0.00	0.01
3	0.00	0.00	0.00	0.00	0.00	0.00	0.00	0.00	0.00	0.00	0.00	0.00	0.00	0.00	0.00
4	0.00	0.00	0.00	0.00	0.00	0.00	0.00	0.00	0.00	0.00	0.00	0.00	0.00	0.00	0.00
5	0.08	0.00	0.11	0.00	0.07	0.00	0.07	0.04	0.08	0.00	0.00	0.00	0.00	0.00	0.03
6	0.04	0.04	0.07	0.00	0.26	0.00	0.11	0.04	0.04	0.12	0.00	0.00	0.12	0.19	0.07
7	0.15	0.08	0.41	0.15	0.56	0.26	0.33	0.15	0.35	0.12	0.27	0.23	0.23	0.00	0.23
8	0.58	0.27	1.00	0.33	0.44	0.30	0.67	0.33	0.23	0.31	0.46	0.38	0.81	0.69	0.49
9	0.88	0.58	0.89	0.52	1.19	0.67	0.96	0.63	1.00	0.62	0.62	0.73	1.23	1.38	0.85
10	0.58	0.62	0.56	0.19	0.78	0.33	0.52	0.67	0.73	0.54	0.96	1.42	2.08	5.27	1.09
11	0.42	0.35	0.33	0.59	0.52	0.52	0.52	0.59	0.62	0.50	1.35	1.23	4.15	4.15	1.13
12	0.54	0.77	0.30	0.78	0.33	0.74	0.22	0.81	0.27	0.69	1.08	1.23	0.96	1.92	0.76
13	0.62	0.81	0.33	0.41	0.33	0.59	0.44	0.59	0.69	0.69	0.73	1.19	0.92	1.42	0.70
14	0.73	0.23	0.52	0.56	1.07	1.00	0.70	0.37	0.92	0.69	0.85	1.50	1.38	1.38	0.85
15	0.88	0.31	0.81	1.19	0.63	0.67	0.78	0.63	0.77	0.73	1.42	1.00	1.77	1.35	0.92
16	0.65	0.77	0.59	0.85	0.44	0.70	0.33	0.93	1.15	1.04	1.08	0.88	1.19	1.62	0.87
17	0.54	0.54	0.67	0.85	1.15	1.00	0.67	1.22	0.50	0.77	1.00	1.08	1.23	1.31	0.89
18	0.50	0.73	0.63	0.52	1.22	0.59	0.89	1.04	0.58	0.69	0.35	0.31	1.00	0.81	0.70
19	0.35	0.12	0.33	0.30	0.26	0.30	0.33	0.63	0.27	0.46	0.27	0.42	0.27	0.31	0.33
20	0.04	0.23	0.04	0.11	0.07	0.11	0.07	0.07	0.12	0.12	0.04	0.12	0.12	0.04	0.09
21	0.04	0.00	0.00	0.00	0.04	0.04	0.07	0.15	0.00	0.12	0.04	0.00	0.00	0.00	0.03
22	0.00	0.00	0.00	0.00	0.00	0.00	0.00	0.00	0.04	0.00	0.00	0.00	0.00	0.00	0.00
23	0.00	0.00	0.00	0.00	0.00	0.04	0.00	0.00	0.00	0.12	0.00	0.00	0.00	0.00	0.01
Avg	0.32	0.27	0.32	0.31	0.39	0.33	0.32	0.37	0.35	0.35	0.44	0.49	0.73	0.91	0.42

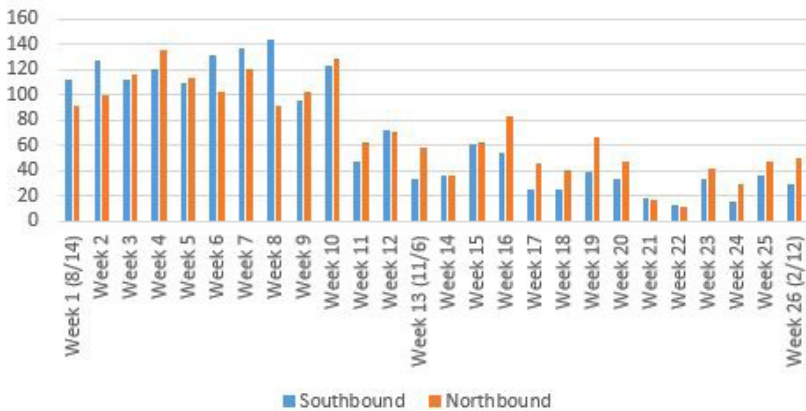
Daily Bike Counts



Monthly Bike Counts



Weekly Bike Counts



Key Bike Takeaways

Contents	
Max Day of the Week	Sunday
Daily Average	20
Average Workday Traffic	16
Average Weekend Traffic	31
Weekly Average	141
Monthly Average	612