
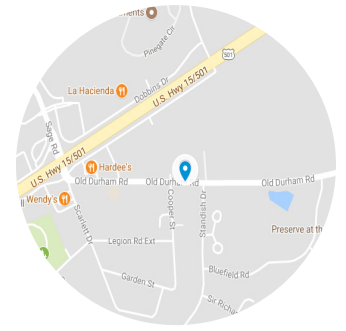


Old Durham Road



Pedestrian Counts Quarterly Summary 8/15/17-2/15/18

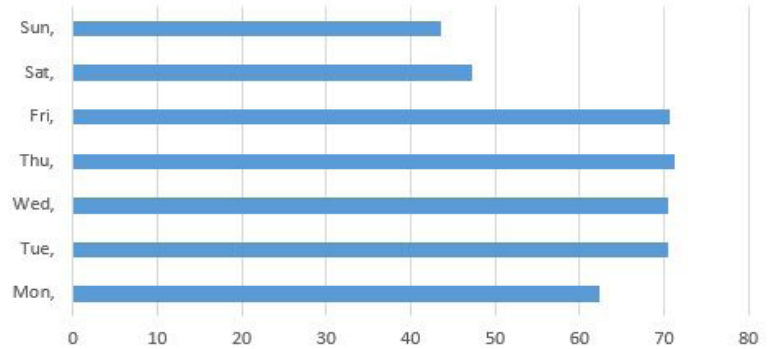
Old Durham Rd Stretches from 15-501 at Sage Rd until it changes into Old Chapel Hill Rd at the intersection of East Lakeview Dr.



Daily Heat Chart

Hour	Mon	Tues	Wed	Thurs	Fri	Sat	Sun	Avg
0	0.24	0.07	0.24	0.00	0.13	0.15	0.12	0.14
1	0.04	0.11	0.24	0.00	0.13	0.15	0.08	0.11
2	0.24	0.04	0.00	0.08	0.00	0.04	0.04	0.06
3	0.04	0.00	0.20	0.12	0.04	0.04	0.04	0.07
4	0.00	0.00	0.00	0.04	0.13	0.08	0.04	0.04
5	0.16	0.52	0.68	0.35	0.54	0.23	0.56	0.43
6	1.44	2.89	2.32	1.96	3.04	0.69	1.44	1.97
7	5.20	5.93	5.76	5.27	6.29	2.19	1.76	4.63
8	7.76	6.37	6.12	7.50	8.46	3.50	2.84	6.08
9	4.16	5.41	4.96	4.46	5.50	3.38	2.72	4.37
10	2.56	3.26	4.44	4.42	3.79	2.46	3.28	3.46
11	2.52	3.44	3.80	3.27	4.38	2.69	2.48	3.23
12	3.60	4.44	3.96	3.92	3.17	2.42	3.48	3.57
13	2.12	3.59	2.88	3.65	3.17	3.04	2.28	2.96
14	3.60	4.85	4.12	5.23	3.63	3.65	3.80	4.13
15	3.80	3.15	4.12	4.96	3.50	4.58	4.68	4.11
16	6.00	5.56	6.52	5.65	5.21	5.00	2.92	5.27
17	7.48	7.96	8.56	8.27	8.38	3.92	3.40	6.85
18	4.24	4.48	4.72	4.65	4.08	2.92	2.36	3.92
19	3.64	4.70	3.24	4.15	3.92	1.85	2.44	3.42
20	1.96	2.19	2.16	1.92	1.92	2.04	1.28	1.92
21	0.68	1.15	1.20	0.46	0.54	1.19	0.56	0.83
22	0.36	0.37	0.16	0.35	0.63	0.62	0.60	0.44
23	0.44	0.04	0.08	0.58	0.33	0.38	0.36	0.32
Avg	2.60	2.94	2.94	2.97	2.95	1.97	1.82	2.60

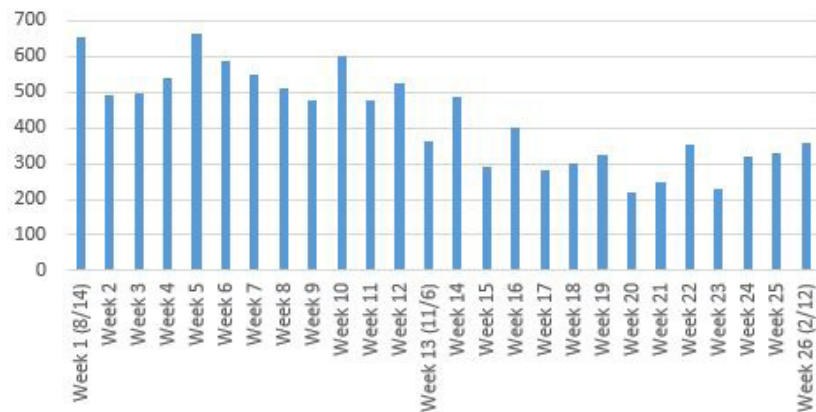
Daily Pedestrian Count



Monthly Pedestrian Count



Weekly Pedestrian Count



Note: Data not available for weeks 5 - 13

Key Pedestrian Takeaways

Contents	
Max Day of the Week	Thursday
Daily Average	62
Average Workday Traffic	69
Average Weekend Traffic	45
Weekly Average	427
Monthly Average	1,849

Old Durham Road

Bicycle Counts Semi-Annual Summary
8/15/17-2/15/18

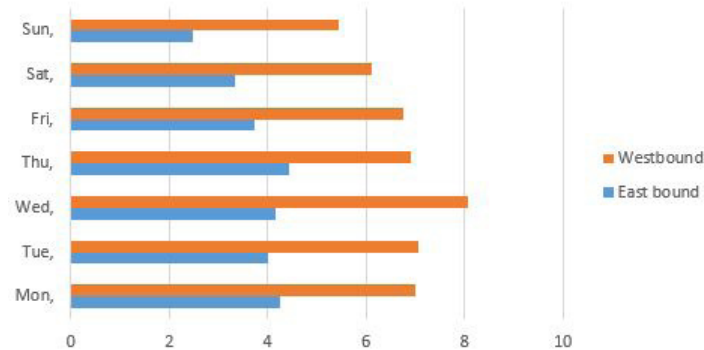


Old Durham Rd Stretches from 15-501 at Sage Rd until it changes into Old Chapel Hill Rd at the intersection of East Lakeview Dr.

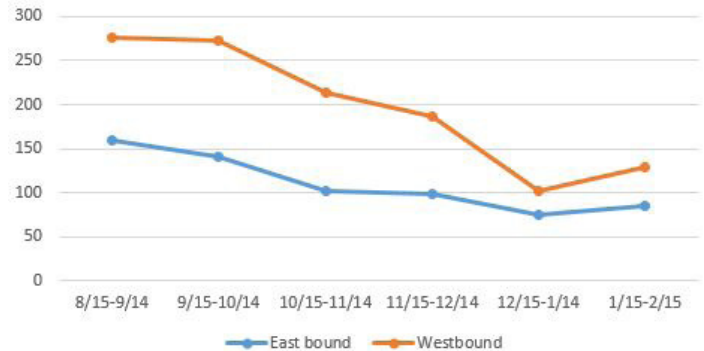
Daily Heat Chart

Hour	Mon		Tues		Wed		Thurs		Fri		Sat		Sun		Avg
	East	West	East	West	East	West	East	West	East	West	East	West	East	West	
0	0.00	0.00	0.00	0.04	0.00	0.04	0.00	0.00	0.00	0.00	0.00	0.08	0.00	0.04	0.01
1	0.04	0.00	0.04	0.00	0.00	0.04	0.00	0.00	0.00	0.00	0.00	0.08	0.12	0.00	0.02
2	0.00	0.04	0.00	0.00	0.04	0.00	0.00	0.00	0.00	0.00	0.00	0.00	0.00	0.00	0.01
3	0.00	0.00	0.00	0.00	0.00	0.00	0.00	0.00	0.00	0.00	0.04	0.00	0.04	0.04	0.01
4	0.00	0.00	0.00	0.00	0.00	0.00	0.00	0.00	0.00	0.00	0.00	0.00	0.04	0.00	0.00
5	0.40	0.00	0.11	0.00	0.36	0.04	0.15	0.00	0.21	0.00	0.19	0.00	0.00	0.00	0.10
6	0.12	0.36	0.15	0.19	0.00	0.20	0.08	0.42	0.04	0.08	0.00	0.08	0.00	0.16	0.13
7	0.04	0.76	0.00	1.00	0.12	0.88	0.23	0.88	0.13	0.83	0.19	0.15	0.40	0.04	0.40
8	0.24	0.84	0.26	1.00	0.16	1.40	0.35	1.08	0.17	0.79	0.69	0.08	0.12	0.12	0.52
9	0.24	0.52	0.11	0.37	0.16	0.48	0.23	0.65	0.04	0.67	0.31	0.54	0.04	0.20	0.33
10	0.12	0.40	0.22	0.22	0.08	0.32	0.23	0.38	0.29	0.29	0.00	0.35	0.16	0.24	0.24
11	0.04	0.44	0.37	0.33	0.40	0.52	0.31	0.23	0.54	0.38	0.23	0.81	0.44	0.76	0.41
12	0.24	0.40	0.26	0.44	0.20	0.56	0.19	0.38	0.38	0.42	0.23	0.85	0.20	0.68	0.39
13	0.24	0.40	0.22	0.67	0.32	0.48	0.23	0.27	0.33	0.63	0.50	0.73	0.08	0.52	0.40
14	0.08	0.44	0.48	0.41	0.24	0.40	0.42	0.50	0.29	0.46	0.15	0.50	0.28	0.32	0.36
15	0.24	0.28	0.19	0.52	0.44	0.52	0.23	0.27	0.29	0.38	0.15	0.19	0.20	0.60	0.32
16	0.76	0.64	0.67	0.59	0.52	0.84	0.50	0.38	0.29	0.25	0.23	0.42	0.20	0.28	0.47
17	0.76	0.64	0.30	0.63	0.20	0.32	0.46	0.58	0.46	0.25	0.08	0.27	0.08	0.32	0.38
18	0.44	0.40	0.41	0.26	0.56	0.28	0.46	0.50	0.25	0.71	0.00	0.31	0.00	0.20	0.34
19	0.08	0.08	0.15	0.15	0.24	0.16	0.19	0.12	0.21	0.25	0.15	0.27	0.04	0.04	0.15
20	0.04	0.08	0.00	0.07	0.04	0.28	0.04	0.00	0.00	0.17	0.12	0.08	0.00	0.16	0.08
21	0.08	0.24	0.00	0.04	0.00	0.16	0.04	0.12	0.08	0.08	0.04	0.08	0.04	0.36	0.10
22	0.00	0.04	0.07	0.15	0.08	0.16	0.04	0.12	0.00	0.13	0.00	0.08	0.00	0.36	0.09
23	0.04	0.00	0.00	0.00	0.00	0.04	0.04	0.04	0.00	0.00	0.04	0.27	0.00	0.00	0.03
Avg	0.18	0.29	0.17	0.29	0.17	0.34	0.18	0.29	0.17	0.28	0.14	0.26	0.10	0.23	0.22

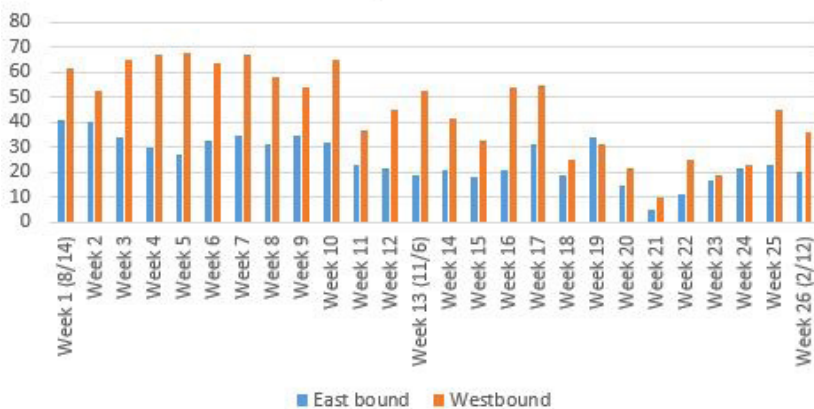
Daily Bike Counts



Monthly Bike Counts



Weekly Bike Counts



Key Bike Takeaways

Contents	
Max Day of the Week	Wednesday
Daily Average	11
Average Workday Traffic	11
Average Weekend Traffic	9
Weekly Average	71
Monthly Average	306