
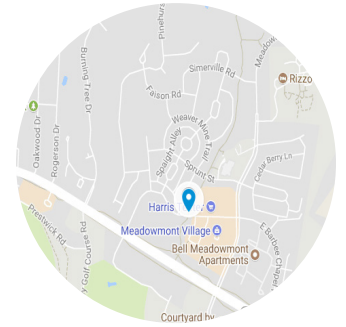


Meadowmont



Pedestrian Counts Semi-Annual Summary 8/15/18-2/15/19

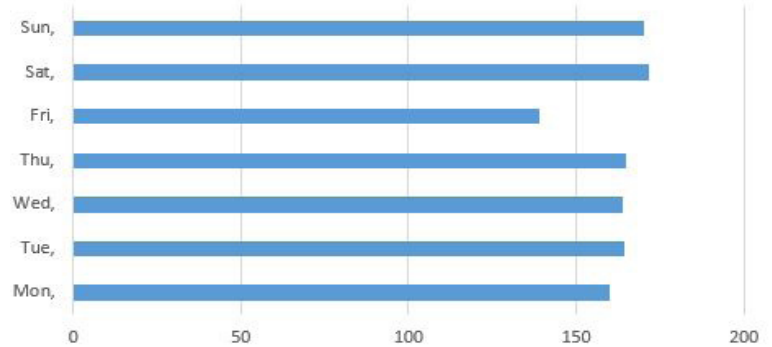
The Meadowmont Greenway connects Rashkis Elementary School with the rest of the Meadowmont community and ends at US 54.



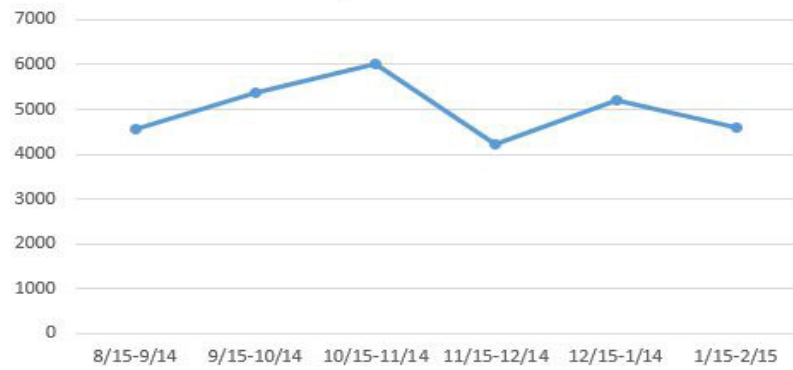
Daily Heat Chart

Hour	Mon	Tues	Wed	Thurs	Fri	Sat	Sun	Avg
0	0.16	0.12	0.00	0.00	0.08	0.00	0.08	0.06
1	0.00	0.04	0.00	0.00	0.08	0.00	0.04	0.02
2	0.00	0.00	0.00	0.00	0.00	0.00	0.00	0.00
3	0.00	0.00	0.00	0.08	0.00	0.04	0.00	0.02
4	0.52	0.60	0.58	0.77	0.54	0.12	0.00	0.45
5	0.64	2.16	1.50	1.08	0.69	0.40	0.16	0.95
6	5.20	7.20	5.42	4.58	4.42	1.76	1.08	4.24
7	11.08	14.04	12.69	12.38	12.73	7.40	4.80	10.73
8	11.40	11.12	16.00	14.69	11.65	20.76	14.52	14.31
9	13.64	12.20	12.96	11.04	12.58	18.84	16.60	13.98
10	10.76	10.40	9.38	9.81	12.81	17.72	17.48	12.62
11	10.12	9.76	9.73	8.73	9.08	17.36	17.40	11.74
12	14.16	13.88	15.12	12.35	12.00	11.32	12.28	13.01
13	12.92	13.12	11.58	11.81	11.04	12.36	15.48	12.61
14	11.60	13.16	12.69	11.00	9.42	13.92	18.16	12.85
15	12.84	13.00	10.96	11.88	9.28	13.04	15.88	12.41
16	14.24	14.00	10.46	15.27	12.80	16.88	18.64	14.61
17	15.44	18.80	19.00	16.65	12.76	12.84	12.56	15.44
18	12.52	11.28	11.38	22.50	9.20	6.16	6.40	11.35
19	5.60	3.96	5.08	4.19	3.12	3.52	3.72	4.17
20	2.16	0.92	3.65	1.19	0.60	0.80	0.84	1.45
21	0.68	0.52	1.15	0.92	1.00	2.80	0.72	1.11
22	0.40	0.44	0.62	0.19	0.20	0.48	0.20	0.36
23	0.24	0.00	0.08	0.04	0.16	0.20	0.12	0.12
Avg	6.93	7.11	7.08	7.13	6.09	7.45	7.38	7.03

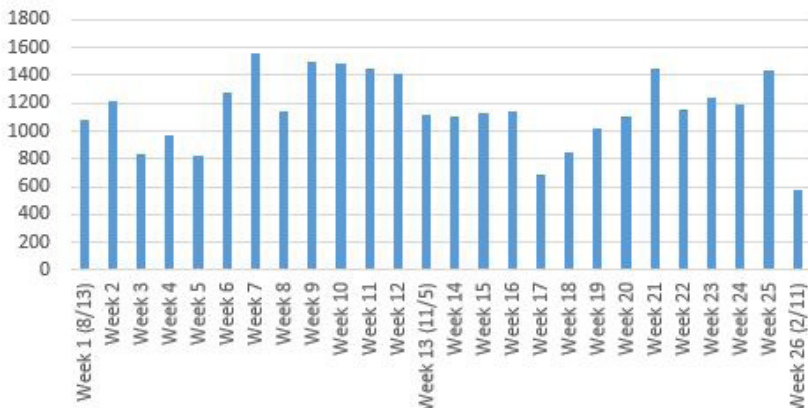
Daily Pedestrian Count



Monthly Pedestrian Count



Weekly Pedestrian Count



Key Pedestrian Takeaways

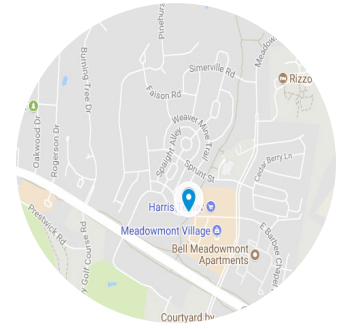
Contents	
Max Day of the Week	Saturday
Daily Average	162
Average Workday Traffic	158
Average Weekend Traffic	171
Weekly Average	1,152
Monthly Average	4,991

Meadowmont



Bicycle Counts Semi-Annual Summary 8/15/18-2/15/19

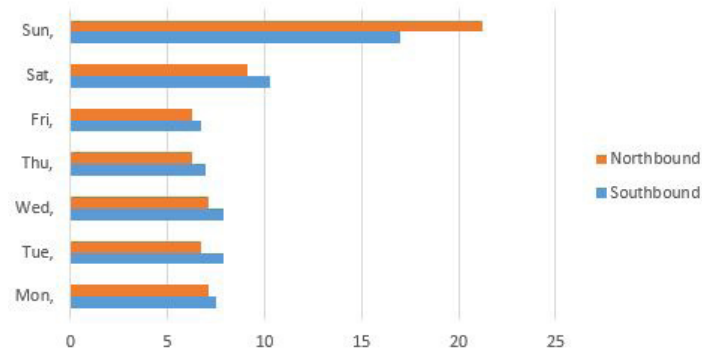
The Meadowmont Greenway connects Rashkis Elementary School with the rest of the Meadowmont community and ends at US 54.



Daily Heat Chart

Hour	Mon		Tues		Wed		Thurs		Fri		Sat		Sun		Avg
	South	North	South	North	South	North	South	North	South	North	South	North	South	North	
0	0.00	0.00	0.00	0.00	0.00	0.00	0.00	0.00	0.00	0.00	0.00	0.00	0.00	0.04	0.00
1	0.00	0.00	0.00	0.00	0.00	0.00	0.00	0.00	0.00	0.00	0.00	0.00	0.00	0.00	0.00
2	0.00	0.00	0.00	0.00	0.00	0.00	0.00	0.00	0.00	0.00	0.00	0.00	0.00	0.00	0.00
3	0.00	0.00	0.00	0.00	0.00	0.00	0.00	0.04	0.00	0.00	0.00	0.00	0.00	0.00	0.00
4	0.00	0.00	0.00	0.00	0.00	0.00	0.00	0.00	0.00	0.00	0.00	0.00	0.00	0.00	0.00
5	0.00	0.00	0.00	0.00	0.12	0.00	0.00	0.04	0.00	0.00	0.00	0.00	0.00	0.00	0.01
6	0.04	0.04	0.00	0.00	0.27	0.08	0.04	0.00	0.00	0.00	0.00	0.08	0.00	0.04	0.04
7	0.16	0.32	0.24	0.36	0.19	0.23	0.46	0.27	0.27	0.35	0.12	0.04	0.16	0.12	0.23
8	0.24	0.16	0.52	0.24	0.38	0.38	0.38	0.62	0.23	0.35	0.64	0.28	0.32	0.40	0.37
9	0.68	0.68	0.80	0.28	0.88	0.58	0.35	0.50	0.38	0.27	0.44	0.64	0.64	0.84	0.57
10	0.68	0.44	0.52	0.48	0.54	0.35	0.77	0.38	0.58	0.77	0.92	1.24	2.36	6.76	1.20
11	1.00	0.80	0.16	0.32	0.73	0.42	0.46	0.69	0.58	0.35	1.28	0.96	5.20	6.40	1.38
12	0.48	0.48	0.32	0.56	0.31	0.46	0.62	0.27	0.54	0.38	1.20	0.96	1.08	1.24	0.64
13	0.60	0.44	0.40	0.20	0.62	0.65	0.19	0.23	0.42	0.35	0.88	0.88	1.52	0.96	0.60
14	0.76	0.56	0.92	0.44	0.73	0.62	0.35	0.54	0.81	0.58	1.48	0.84	1.60	1.24	0.82
15	0.60	0.72	0.88	0.96	0.77	0.69	0.35	0.31	0.84	1.04	1.20	1.28	1.84	1.08	0.90
16	0.96	1.08	1.28	1.36	0.65	1.08	0.88	1.12	0.72	0.84	0.92	0.92	1.16	1.28	1.02
17	0.92	0.68	0.68	0.64	1.15	0.46	0.88	0.62	0.80	0.68	0.60	0.68	0.76	0.68	0.73
18	0.16	0.48	0.92	0.52	0.31	0.73	0.62	0.42	0.36	0.60	0.40	0.40	0.64	0.60	0.51
19	0.28	0.28	0.40	0.48	0.38	0.19	0.35	0.23	0.16	0.04	0.64	0.12	0.32	0.28	0.30
20	0.12	0.04	0.08	0.00	0.04	0.42	0.31	0.12	0.04	0.04	0.00	0.12	0.04	0.08	0.10
21	0.04	0.12	0.04	0.16	0.00	0.04	0.00	0.08	0.40	0.00	0.00	0.08	0.00	0.00	0.07
22	0.04	0.04	0.04	0.00	0.08	0.00	0.19	0.00	0.00	0.04	0.00	0.00	0.04	0.00	0.03
23	0.00	0.00	0.00	0.00	0.00	0.00	0.00	0.04	0.00	0.00	0.00	0.00	0.00	0.00	0.00
Avg	0.32	0.31	0.34	0.29	0.34	0.31	0.30	0.27	0.30	0.28	0.45	0.40	0.74	0.92	0.40

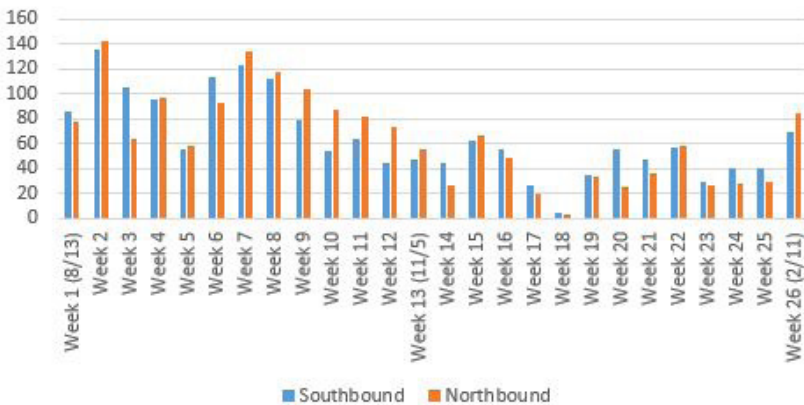
Daily Bike Counts



Monthly Bike Counts



Weekly Bike Counts



Key Bike Takeaways

Contents	
Max Day of the Week	Sunday
Daily Average	18
Average Workday Traffic	14
Average Weekend Traffic	29
Weekly Average	130
Monthly Average	562